

DALLAS COWBOYS | 2007 MEDIA GUIDE





2007 SCHEDULE

PRESEASON SCHEDULE

Date	Opponent	(TV)	Dallas Time
Thurs., Aug. 9	INDIANAPOLIS	(FOX)	7:00 p.m.
Sat., Aug. 18	DENVER	(Blue Star Media)	7:00 p.m.
Sat., Aug. 25	@ Houston	(Blue Star Media)	7:00 p.m.
Thurs., Aug. 30	@ Minnesota	(Blue Star Media)	7:00 p.m.

REGULAR SEASON SCHEDULE

Sun., Sept. 9	N.Y. GIANTS	(NBC)	7:15 p.m.
Sun., Sept. 16	@ Miami	(FOX)	3:05 p.m.
Sun., Sept. 23	@ Chicago	(NBC)	7:15 p.m.
Sun., Sept. 30	ST. LOUIS	(FOX)	Noon
Mon., Oct. 8	@ Buffalo	(ESPN)	7:30 p.m.
Sun., Oct. 14	NEW ENGLAND	(CBS)	3:15 p.m.
Sun., Oct. 21	MINNESOTA	(FOX)	Noon
Sun., Oct. 28	BYE		
Sun., Nov. 4	@ Philadelphia	(NBC)	7:15 p.m.
Sun., Nov. 11	@ N.Y. Giants	(FOX)	3:15 p.m.
Sun., Nov. 18	WASHINGTON	(FOX)	*Noon
Thurs., Nov. 22	N.Y. JETS	(CBS)	3:15 p.m.
Thurs., Nov. 29	GREEN BAY	(NFLN)	7:15 p.m.
Sun., Dec. 9	@ Detroit	(FOX)	*Noon
Sun., Dec. 16	PHILADELPHIA	(FOX)	*3:15 p.m.
Sat., Dec. 22	@ Carolina	(NFLN)	7:15 p.m.
Sun., Dec. 30	@ Washington	(FOX)	*Noon

Home Games in CAPS *Game Time Subject to Change

Blue Star Media: KTVT/CBS 11 and Telemundo 39

WILD CARD WEEKEND	Jan. 5-6, 2008
DIVISIONAL PLAYOFFS	Jan. 12-13, 2008
CONFERENCE CHAMPIONSHIPS	Jan. 20, 2008
SUPER BOWL XLII (Glendale, Ariz.)	Feb. 3, 2008
PRO BOWL (Honolulu, Hawaii)	Feb. 10, 2008
SUPER BOWL XLIII (Tampa, Fla.)	Feb. 1, 2009
SUPER BOWL XLIV (Miami, Fla.)	TBD, 2010
SUPER BOWL XLV (Arlington, Tex.)	TBD, 2011

FINGERTIP INFORMATION

OFFICE ADDRESS

Cowboys Center
One Cowboys Parkway
Irving, Texas 75063-4727
Executive Office 972/556-9900
Fax 972/556-9304

Public Relations Department 972/556-9959

COWBOYS TICKET OFFICE

Texas Stadium
2401 E. Airport Freeway
Irving, Texas 75062
Ticket Office 972/785-5000

Ticketmaster Outlets:

Fiesta, Macy's, Warehouse Music
and Select FYE stores

Charge Tickets by Phone

Ticketmaster Outlets:
214/953-1500



HOME FIELD

Texas Stadium (Capacity 65,529)

Helmet/Blue Jersey

Silver (PMS 8240)
Blue (PMS 282)

White Jersey

Royal Blue (PMS 661)
Silver-Green (PMS 8280)

2007 TRAINING CAMP DATA

SAN ANTONIO, TEXAS

July 24 through August 8

Alamodome
100 Montana Street
San Antonio, TX 78203
800/884-3663

PHONE NUMBERS:

Public Relations.....972/556-9959
Public Relations Fax972/556-9918

Staff Directory	2
THE FRONT OFFICE	
Jones, Jerry	6
Jones, Stephen	11
Phillips, Wade	12
Coaching Staff	14
Player Personnel	27
Staff	32
THE PLAYERS	
Players	
Biographies, Veterans	38
Biographies, Rookies and First Year Players	164
Rosters	
2007 Rookies and First-Year Free Agents	176
2007 Veterans	177
All-Time, Coaches	178
All-Time, Alphabetical	179
All-Time, Numerical	185
All-Time, College	191
Honors, All-Time	192
Draft, All-Time (1960-2007)	198
Free Agency	207
2006 SEASON	
Season at a Glance, 2006	210
Statistics	
Offense	219
Defense	220
Special Teams	220
Postseason, Offense	221
Postseason, Defense	221
Team Game-by-Game	222
Individual Game-by-Game	224
Preseason	229
THE RECORDS	
Statistical Leaders, All-Time	232
Team Statistics by Year	234
Statistical Leaders by Year	238
Individual Records	245
Team Records	255
Largest Margin of Victory/Defeat	263
Record Temperatures	263
Longest Plays	264
Big Days	265
Last Time	267
THE PLAYOFF RECORDS	
Playoff History	270
Statistical Leaders, All-Time	272
Individual Records	274
Team Records	278
Big Days	281
Longest Plays	282
THE HISTORY	
Season Results, All-Time	284
Opponents	331
Hall of Fame	341
Ring of Honor	351
Historical Highlights	355
Attendance	368
Cowboys During the Week	369
Cowboys on Thanksgiving Day	369
Cowboys on Monday Night	370
Cowboys Indoors	371
Overtime Games	372
THE SIDELINES	
The Stadiums	374
Training Camp	379
Cowboys on the Web	380
Cowboys on the Road	380
Cheerleaders	381
Cowboys on Radio	382
Cowboys on Television	383
Cowboys in Print	383
Community Outreach	384
NFL Standings, 2006	390
NFL Schedule, 2007	391

Dallas Cowboys Club Directory

FRONT OFFICE

- Jerry Jones**, Owner, President and General Manager
- Stephen Jones**, Chief Operating Officer/Executive Vice President/Director of Player Personnel
- Charlotte Anderson**, Executive Vice President/VP of Brand Management/President Charity Foundation
- Jerry Jones, Jr.**, Executive Vice President/Chief Sales and Marketing Officer
- Alec Scheiner**, General Counsel
- Marylyn Love**, Executive Assistant to the Owner, President and General Manager
- Sha Moffett**, Executive Assistant to the Chief Operating Officer
- Erin Boyd**, Executive Assistant to the Chief Sales and Marketing Officer
- Diana Lambert**, Executive Assistant to General Counsel
- Laura Miller**, Manager, Branding and Special Events

COACHING STAFF

- Wade Phillips**, Head Coach
- Todd Bowles**, Secondary
- Jason Garrett**, Offensive Coordinator
- John Garrett**, Tight Ends
- Joe Juraszek**, Strength and Conditioning
- Dat Nguyen**, Assistant Linebackers/Defensive Assistant
- Paul Pasqualoni**, Linebackers
- Skip Peete**, Running Backs
- Wes Phillips**, Quality Control/Offensive Assistant
- Bruce Read**, Special Teams
- Kacy Rodgers**, Defensive Line
- Ray Sherman**, Wide Receivers
- Tony Sparano**, Assistant Head Coach/Offensive Line
- Brain Stewart**, Defensive Coordinator
- Wade Wilson**, Quarterbacks
- Tony Ollison**, Assistant Strength and Conditioning
- Laura Fryar**, Assistant to the Head Coach
- Dina Ferreira**, Assistant to Assistant Coaches and Operations

MEDICAL

- Jim Maurer**, Head Athletic Trainer
- Britt Brown**, Associate Athletic Trainer
- Greg Gaither**, Assistant Athletic Trainer
- Dr. Dan Cooper**, Team Physician
- Dr. Andrew Dossett**, Team Physician
- Dr. J.R. Zamorano**, Team Physician
- Dr. Robert Fowler**, Team Physician

EQUIPMENT

- Mike McCord**, Equipment Manager
- Bucky Buchanan**, Assistant Equipment Manager
- Mike Kurowski**, Assistant
- Steve Mangus**, Assistant

VIDEO

- Robert Blackwell**, Director
- Steve Gagliardino**, Assistant Director
- Jack Murray**, Assistant

PLAYER PERSONNEL

- Stephen Jones**, Executive Vice President/Director, Player Personnel
- Jeff Ireland**, Vice President of College and Pro Scouting
- Todd Williams**, Assistant Director, Player Personnel
- Connie Shaffer**, Contract Administrator
- Adam Prasifka**, Player Personnel
- College**
- Tom Ciskowski**, Assistant Director of College Scouting
- Chris Hall**, College Scouting Coordinator
- Mike Murphy**, National Scout
- Drew Fabianich**, Scout
- Walter Juliff**, Scout
- Mitch LaPoint**, Scout
- Henry Sroka**, Scout
- John Wojchiechowski**, Scout
- Rich Behm**, Scouting Assistant

Pro

- Brian Gaine**, Assistant Director of Pro Scouting
- Sam Garza**, Pro Scout
- Will McClay**, Pro Scout
- Jim Dodson**, Pro Scouting Assistant
- Keith O'Quinn**, Pro Scouting Assistant

FOOTBALL OPERATIONS

- Bruce Mays**, Director, Football Operations
- Craig Glieber**, Assistant Director, Football Operations

PLAYER DEVELOPMENT

- Bryan Wansley**, Director, Player Development
- Calvin Hill**, Consultant Dr.
- Jacqueline Stephens**, Consultant

HUMAN RESOURCES

- Vincent Thompson**, Chief Human Resources & Diversity Officer
- Sarah White**, Benefits Manager/H.R. Assistant
- Robert Newhouse**, Minority Procurement
- Janette Scott**, Receptionist

COMMUNITY AFFAIRS

- Jud Heflin**, Director, Stadium Development
- Jack Hill**, Stadium Construction Manager
- Robert Newhouse**, Director, Alumni Affairs
- Susan E. Skaggs**, Director, Civic Affairs
- Cynthia Basciano**, Administrative Assistant, Stadium Development

PUBLIC RELATIONS

- Rich Dalrymple**, Director, Public Relations
- Scott Agulnek**, Public Relations Assistant
- Jancy Briles**, Public Relations Assistant
- Emily Robbins**, Director, Community Relations
- Whitney Brandon**, Community Relations Assistant

MARKETING

- Jerry Jones, Jr.**, Chief Sales and Marketing Officer/Executive Vice President
Charlotte Anderson, Executive Vice President/Brand Management/Special Events
Greg McElroy, Senior Vice President of Sales and Marketing
Stacie Jones, Marketing Assistant
Corp. Partnerships
Robin Woith, Director, Marketing and Corp. Partnerships
Matt McInnis, Senior Mgr.
Pat Thompson, Senior Mgr., Corp. Partnerships
Client Services
Brett Daniels, Director, Client Services and Corporate Communications
Megan Miller, Senior Manager, Client Services & Contracts
Amanda Heston, Manager, Client Services & Special Events
New Business Development/Mobile Marketing
John Hickman, Director, New Business Development/Mobile Marketing/Training Camp
Jeff Watrous, Sr. Manager/Business Development
Trent Dick
Emory Tyler, Bus Operations
Craig White, Dallas Cowboys on Tour
Game Day Entertainment
Jeremy Armstrong, Manager, Game Day Entertainment and Youth Football
Ted Olivetrea, Mascot Coordinator

Ticket Sales

- Jim Engstrom**, Assistant Director
Jeff Abadie, Sales
Dale Boutwell, Sales
Hunter Campbell, Sales
Ted Low, Sales
Matt Mooty, Sales
Eriza Munoz, Sales
Tim Russell, Sales
Grady Siske, Sales
Becca Tatom, Sales
Holly Young, Sales

Suite Sales and Marketing

- Travis Clark**, Director, Suite Sales and Marketing
Kasey Mesa, Manager, Suite Sales and Marketing
Tandra Johnson, Sales
Leslie Yarbrough, Sales
Kristin Ferguson, Associate

Graphic Design

- Michelle Hayes**, Director of Graphic Design

TICKET OPERATIONS

- Carol Padgett**, Director, Ticket Operations
Ann Bihari, Assistant Director, Ticket Operations
Kristi Behlmann, Suite Ticket Representative
Darnella Davidson, Ticket Representative
Kristy Grissom, Administrative Assistant
Sonia Hacic, Box Office Mgr., Dallas Desperados
Andrea Payne, Ticket Representative
Christopher Rogers, Ticket Representative
Krishna Tuttle, Ticket Representative
Casey Yocom, Ticketing Systems Analysis

COOPERATIONS/PRACTICE FIELDS

- Chris Morrow**, Field Supervisor
Al Walker, Assistant
Kathy Coleman, Mail Room/Supplies
Wes Marshall, Mail Room Assistant

COWBOYS PUBLICATIONS

- Russ Russell**, Publisher
Rusty Russell, Assistant Publisher
Ron Spain, Editor
Sharon Carnahan, Circulation Manager
Cheryl Harris, Production Manager
Kay Clark, Administrative Assistant

ACCOUNTING

- George Mitchell**, Chief Financial Officer
David Frey, Controller
Connie Toews, Controller, Blue Star
Tom Walker, Tax Director
Melissa Gleason, Assistant Controller
Gwendolyn Bugayong, Accounting Controller
Alisha Dietz, Payroll
Keri Driver, Assistant to CFO
Cary Carter, Accounting Staff
Tommi Fielden, Accounting Staff
Pam Ledsinger, Accounting Staff
Matt Patterson, Accounting Staff

INTERNET TECHNOLOGY

- Derek Eagleton**, Internet Director
Mickey Spagnola, Columnist
Nick Eatman, Writer
Rob Phillips, Editor/Writer
Alan Larkin, Webmaster

INFORMATION TECHNOLOGY

- Peter Walsh**, Director, Information Technology
David Brigner, Director, Business Systems
David Land, Networking & Infrastructure Manager
Jayd Yoshino, Network Engineer
Al Gibson, Network Engineer
Les Gaylor, Network Administrator
Ryan Burns, Applications Developer
Tom Woods, Applications Developer
Ashley Pierre, Business Systems Engineer
Sarah Herbst, EDI Systems Analyst
Jered McNeil, Systems Administrator

BUILDING COWBOYS BROADCASTING

- Scott Purcel**, Director, Broadcasting
Victor Villalba, Manager, Spanish Language Properties
Jeff Vick, Creative Production Manager
Roxanne Medina, Broadcast Producer
Nikki Harrison, Blue Star Media Traffic Administrator
Josh Moore, Producer and Editor
Chris Behm, Videographer
Jon Ingham, Blue Star Media Senior Producer
Douglas Barricklow, Blue Star Media Imaging & Production
Dave Ernst, Blue Star Media Technical Director
Bill Caruthers, Blue Star Media Videographer and Editor

DALLAS COWBOYS CHEERLEADERS

- Charlotte Anderson**, President
Kelli McGonagill Finglass, Director
Judy Trammell, Head Choreographer
Rachel Durbin, Assistant Director
Dan Devens, Operations Manager
Miko Bagley, Marketing Coordinator

Texas Stadium Corporation

FRONT OFFICE

Stephen Jones, President
Bruce Hardy, Vice President and General Manager
Ron Underwood, Director of Operations
Glen Kimberlin, Administrative Assistant/Operations
Susan E. Skaggs, Director of Special Events
Becky Elliott, Administrative Assistant
David Lavender, Director of Maintenance
Steve Epperson, Director of Housekeeping
Stephanie Downes, Executive Assistant
Veronica Elizardo, Receptionist

Accounting
Terri Van Hooser, Controller
Bobbi Cheney, Accounting Staff
Susan Van Dyke, Accounting Staff
Valerie Kline, Accounting Staff
Jennifer Gowans, Accounting Staff

FOOD AND BEVERAGE

Amy L. Phillips, Vice President Food and Beverage
George Wasai, Director of Concessions
Jeannie Sprufers, Director of Suite Services
Eduardo Alvarez, Executive Chef
Felipe Tirado, Executive Sous Chef
Gabriel Malagon, Sous Chef
Isidro Guerrero, Banquet Sous Chef
Vicky Ezell, Food and Beverage Manager
Carter Helwig, Beverage Manager
Sarah Christie, Catering Sales Manager
CJ Adamczyk, Catering Sales Coordinator
George Collamer, Purchasing Manager
Rich Post, Concourse Manager
Roderick Mitchell, Concessions Manager
Kevin Smith, Assistant Beverage Manager
Elaine Price, Suite Services Coordinator
Shon Choice, Suite Services Assistant
Erin Taylor, Concessions Assistant

Cowboys Merchandising Limited

ADMINISTRATION

Jerry Jones Jr., President
Bill Priakos, Vice President
Jeff Coleman, Director, Retail Merchandising
Mark Marsh, National Sales Manager
Doug Mefford, Operations Manager
Neil Wiseman, General Merchandise Manager
Jennifer Parker, Customer Service Manager
Sue Costa, Account Manager
Todd Grizzle, Account Manager
Peyton Wright, Sales Analyst
Brent Morris, Merchandise Manager
Ana Amman, Merchandise Manager
Lacy Copeland, Sales Administration
Shannon Gross, Internet/Catalog/Fan Club Manager

Cyndi Comeaux, Fan Club Coordinator
Jonnie Haug, Fan Club Fulfillment
Renate Kaa, Retail Store Coordinator
Amon Simmons, Buyer
Matt Owens, Buyer
Doug Aydelott, Training Camp/Special Events
Willie Munoz, Game Day Sales
Dale Knox, Controller
Donna Wade, Assistant Controller
David J. Lee, Accounts Receivable Manager
Evonne Patterson, Accounting Staff
Rochelle Johnson, Accounting Staff
Stacey Lough, Accounting Staff
Rob Maiden, Accounting Staff
Carolyn Weatherly, Accounting Staff
Theresa Krupinski, Accounting Staff

Dallas Desperados Football Club

FRONT OFFICE

Jerry Jones, Jr., President/General Manager/Chief Executive Officer
Shy Anderson, Chief Operating Officer
George Mitchell, Chief Financial Officer
Ronnie Davis, Director, Sales and Sponsorships
Scott Purcel, Director, Broadcasting
Sonia Hacic, Manager, Ticket Operations
Scott Agulnek, Media Relations Coordinator
Whitney Brandon, Media/Community Relations Assistant
Jancy Briles, Media Relations Assistant
Laura Miller, Director Dallas Desperados Dancers and Community Relations
Jenny Durbin, Director Dallas Desperados Dancers
Jim Tolbert, Senior Account Executive
Craig Hardin, Account Executive
Nick Kopach, Account Executive
Quinton Owens, Account Executive
Cory Miller, Coordinator, Game Operations
Tiffany Guzman, Marketing Assistant
Katie Repsher, Marketing Assistant
Nicole Salerno, Marketing Assistant
Ted Ovietrea, Mascot Coordinator


COACHING STAFF

Will McClay, Head Coach
Steve Criswell, Offensive Assistant/Quality Control
Adriel Fenton, Defensive Assistant/Quality Control
James Fuller, Defensive Coordinator/Director, Player Personnel
Tony Ollison, Strength and Conditioning
Deatrich Wise, OD/DL/FB/LB/Director, Player Programs
Phill Penn, Assistant Strength and Conditioning
Bianca Van Audenhove, Coaching Assistant

FOOTBALL OPERATIONS

Robert Blackwell, Video Director
Steve Mangus, Equipment Manager
Wes Miller, Athletic Trainer
Adam Prasifka, Player Personnel/Operations Coordinator
Dr. Robert Fowler, Team Physician
Dr. Shawn Bonsell, Team Physician

**THE
FRONT
OFFICE**





Jerry Jones

Owner, President and
General Manager

In one of the most dramatic eras of ownership in professional sports, Jerry Jones's stewardship of the Dallas Cowboys has brought unprecedented results and success to one of the world's most popular sports entities. Aside from being one of only four current owners to guide their franchisees to at least three Super Bowl titles, Jones is also one of the most active figures in the area of service to the leadership of the NFL. His influence is visible on a daily basis with his participation on a wide range of committees that assist in maintaining the NFL's current level of success and stature, while his enthusiasm for the future of the sport and the NFL will help guide the league's direction in moving forward.

Highlighted by Super Bowl victories following the 1992, 1993 and 1995 seasons, Jones became the first owner in NFL history to guide his team to three league championships in his first seven years of ownership. In 1995, Dallas also became the first team in NFL history to win three Super Bowls in four seasons while tying the NFL record for most Super Bowl victories by an organization with five.

By 1999, the first decade of Jones's ownership closed with eight playoff appearances, six division titles, four conference championship game appearances and three world crowns. Dallas closed the millennium as the NFL's "Team of the Decade" for the 1990s.

Although his stewardship of the organization has brought championships and a generous compliment of the game's brightest stars to the region, the future success of the team and its new stadium provide the driving inspiration for the entire Jones Family. The new Dallas Cowboys Stadium in Arlington, Texas, will serve as the beacon that will help North Texas stake its claim as a major focal point on the sporting and entertainment landscapes of this country.

Scheduled to open for the 2009 NFL season, the state-of-the-art home of the Cowboys will serve as a powerful catalyst to attract a wide range of national and international events that will vividly help define the future of the region for generations to come. That process is already underway as the Cowboys and North Texas will play host to Super Bowl XLV in Arlington following the 2010 NFL season.

Since he took over as general manager in 1989, the Cowboys have drafted 19 different players who have gone on to appear in a combined total of 70 Pro Bowls. Dallas has also signed six free agent players who have made 15 Pro Bowl appearances while representing the Dallas Cowboys. Since 1989, the Cowboys have made 104 trades, the most celebrated of which was the 1989 deal that sent Herschel Walker to the Minnesota Vikings and provided the personal foundation for three league titles.

In selecting the on-the-field leadership for the Cowboys, Jones hired a pair of coaches who won

three Super Bowls in Dallas: Jimmy Johnson (1992-1993) and Barry Switzer (1995). Chan Gailey followed with a division title and playoff appearances in 1998 and 1999. In 2003, Jones successfully recruited two-time Super Bowl winner Bill Parcells to Dallas. Parcells directed the team to three winning seasons and two playoff trips in four seasons. In February of 2007, Jones added another successful NFL head coach in Wade Phillips who brings a 45-35 overall NFL head coaching record to his new assignment of guiding the on-field fortunes of the Cowboys.

In the last 29 years, 32 different owners have entered the National Football League. Of that group, only Jerry Jones and Robert Kraft of New England have guided their franchisees to more than two Super Bowl championships. Moreover, Jones joins Art Rooney, Jack Kent Cooke, Al Davis, Eddie DeBartolo and Kraft as the only men to have won at least three Super Bowls as NFL owners.

On the league front, he actively contributes his vision and enthusiasm to enhancing the NFL's status as the world's premier professional sports league by serving on a wide range of league committees. Jones currently serves on the Management Council Executive Committee, the Broadcast Committee, the Special Committee on League Economics, the Pro Football Hall of Fame committee, and the Los Angeles Stadium Working Group. Recently Jones served on the Committee that was charged with overseeing the search for a successor to retired NFL Commissioner Paul Tagliabue – a search that successfully landed current NFL Commissioner Roger Goodell in September of 2006. Jones has also served two prior terms as a member of the NFL's Competition Committee as well as a stint on the Business Ventures Committee.

His contributions and innovations in the areas of marketing, corporate sponsorships, television, stadium management, stadium development, and community service have made a visible imprint on the ever evolving face of professional sports in America. Since becoming involved with the Cowboys, Jones' accomplishments have been recognized through his induction into the Texas Sports Hall of Fame (2007), the Texas Business Hall of Fame (2005), the Arkansas Sports Hall of Fame (1999) and the Missouri Sports Hall of Fame (1998). In August of 2007, he will also serve as the presenter for Michael Irvin's induction into the Pro Football Hall of Fame.

As a co-captain of the 1964 National Championship Arkansas Razorbacks, Jones is one of a very small number of NFL owners who actually earned a significant level of success as a football player. He is the only man in the history of the National Football League to play for a collegiate national championship football team and own a Super Bowl winner. A man of varied interests who will not rest on yesterday's achieve-

ments, he is a dedicated businessman and family man – sharing a vivid enthusiasm for both.

Although Jones and his family are very involved in numerous civic and charitable causes, the Joneses have left an indelible local and national impression on the philanthropic landscape with their love and dedication to The Salvation Army.

For the past 10 seasons, the Jones family has dedicated the Cowboys Thanksgiving Day half-time show as a national showcase to kick off The Salvation Army's annual Red Kettle Drive. Through the donation of national television airtime, the event has created a new holiday tradition, while helping to increase donations to The Salvation Army's annual fundraising efforts by hundreds of millions of dollars. Major George Hood of The Salvation Army states that "by presenting the National Kettle Kickoff on Thanksgiving Day, the Dallas Cowboys have helped the Army raise nearly one billion dollars in the past 10 years." Reba McEntire, Randy Travis, Clint Black, Jessica Simpson, Billy Gilman, Creed, LeAnn Rimes, Toby Keith, Destiny's Child, Sheryl Crow and Carrie Underwood have provided the entertainment for the last 10 holiday extravaganzas.

The Salvation Army points to the annual Cowboys kickoff event as one of the most effective, creative and important innovations that has been developed in the long and storied history of the organization.

The Joneses received the Evangeline Booth Award in 1999, one of the Army's highest national community service awards and have been selected for membership into the prestigious Salvation Army William Booth Society. Gene and Jerry were also named to the Army's National Advisory Board in April of 1998 shortly after being named the organization's Partners of the Year in 1997. In April of 2007, Gene and Jerry Jones served as the honorary chairpersons for the Salvation Army's National Advisory Organizations Conference (NAOC) that was held in Dallas.

For 10 years, Gene and Jerry Jones served

as hosts and underwrote the costs for the Super Lunch, a fundraising event for The Salvation Army Irving Corps Community Center. In 1998, the Gene and Jerry Jones Family Center for Children opened in conjunction with The Army.

As part of the Jones Family and the Dallas Cowboys commitment to Arlington, Texas, the future home of the club's new stadium, Gene and Jerry Jones Family Charities will donate \$16.5 million to youth sports in Arlington over the next 33 years.

In 2001, the Joneses were awarded the Chairman's Award by The Boys and Girls Clubs of America. In June of 2002, Gene and Jerry Jones were recognized as the recipients of the Children's Champion Award for Philanthropy that was presented by the Dallas for Children organization. In 2003, the Family Gateway organization of Dallas presented Gene and Jerry with the Annette G. Strauss Humanitarian Award. In April of 2005, Gene and Jerry were recipients of the Hope Award, the highest community service recognition awarded by the Lone Star Chapter of the National Multiple Sclerosis Society.

The Jones family is very involved with several other community-related organizations, including Children's Medical Center of Dallas, Happy Hill Farm Academy/Home, the National Board for The Boys and Girls Clubs of America, the Kent Waldrep Paralysis Foundation, The Rise School of Dallas and The Family Place.

Jerry (10/13/42) and Gene live in Dallas. They have three children, Stephen, Charlotte and Jerry, Jr., and nine grandchildren.

Stephen (6/21/64) is a graduate of the University of Arkansas and serves as the Cowboys Chief Operating Officer/Executive Vice President/Director of Player Personnel. Charlotte (7/26/66) is a Stanford graduate and serves as the Cowboys Vice President/Director of Charities and Special Events. Jerry, Jr. (9/27/69), a graduate of Georgetown University who earned his law degree from Southern Methodist University, is the Cowboys Chief Sales and Marketing Officer/Vice President.

Chronology Since 1989:

February 25, 1989 – Jones purchases the Dallas Cowboys and the lease to manage Texas Stadium from H.R. "Bum" Bright. Jerry Jones names Jimmy Johnson as the new head coach.

April 20, 1989 – Jones completes negotiations on Troy Aikman's contract – a six-year deal that is completed four days before Aikman is the top overall selection in the 1989 NFL Draft.

October 12, 1989 – Herschel Walker is traded to Minnesota for five players, six conditional draft choices and a 1992 first round draft choice. Among the players who actually came to Dallas as a result of the trade include Emmitt Smith, Russell Maryland, Kevin Smith and Darren Woodson.

August 10, 1990 – The Cowboys first-ever in-state training camp concludes at St. Edward's University in Austin. Over 100,000 fans attend workouts, while more than 400 media credentials are issued in the three-plus weeks of work. Austin officials estimate the camp brought an additional \$3.2 million of income into the Austin area.

September 5, 1990 – The Cowboys trade Steve Walsh to the New Orleans Saints for a first and third round draft choice in 1991 and a condi-

tional second round pick in 1992.

April 19, 1991 – A deal is made to bring the first overall selection in the 1991 NFL Draft to Dallas in exchange for a first and second round selection and three veteran players. Dallas selected Outland Trophy winner Russell Maryland with the top pick.

April 21-22, 1991 – In an unprecedented action among NFL clubs, the Cowboys sign their top three draft choices on draft day. The team also drafts a club record 17 players.

July 16, 1991 – The Cowboys open training camp in Austin with all 17 of their draft choices under contract. Dallas concludes its second training camp at St. Edward's University with over 75,000 fans attending the Cowboys practices.

November 24, 1991 – The Cowboys end the Redskins 1991 undefeated streak at 11 games with a 24-21 victory at RFK Stadium.

December 15, 1991 – Dallas defeats Philadelphia, 25-13, at Veterans Stadium to secure a wild card playoff spot. The victory marks the team's first trip to the playoffs since 1985.

December 22, 1991 – Dallas closes the 1991 season with a 31-27 win over Atlanta, mark-

ing the team's best record (11-5) since 1983.

January 5, 1992 – Dallas defeats Chicago by a 17-13 score in an opening round playoff game at Soldier Field. The victory marks the Cowboys first playoff win since 1982, and the first playoff win on the road since 1980.

May 1, 1992 – Jerry Jones is appointed to the NFL's Competition Committee by Commissioner Paul Tagliabue. Jones becomes the first owner to serve on the prestigious committee since the death of Cincinnati's Paul Brown.

December 21, 1992 – Before a national television audience on ABC's Monday Night Football, the Cowboys defeat the Atlanta Falcons (41-17) at the Georgia Dome to claim the NFC Eastern Division Championship. The victory marks the Cowboys first divisional title since 1985. It is the 14th divisional title in club history.

December 23, 1992 – Six players from the Cowboys offense are selected to play in the Pro Bowl. The six players establish a Dallas Cowboys record for most offensive players selected to the Pro Bowl.

December 27, 1992 – Dallas defeats Chicago by a 27-14 score at Texas Stadium. The victory is the 13th of the year for Dallas, establishing a new club record for victories in a season. Emmitt Smith finishes the season with 1,713 rushing yards, enabling him to become the first player to win back-to-back NFL rushing titles since Eric Dickerson (1983-84).

December, 1992 – The Cowboys set a team record for road attendance by averaging 72,523 fans-per-road game. The team also played before a sold-out stadium in all 16 regular season games.

January 10, 1993 – In their first home playoff game since 1983, Dallas hands NFC East rival Philadelphia a 34-10 defeat in an NFC Divisional Playoff Game.

January 17, 1993 – In their first NFC Championship Game since 1982, the Cowboys defeat the San Francisco 49ers by a 30-20 score at Candlestick Park. The victory sends Dallas to Super Bowl XXVII in Pasadena, marking the Cowboys first Super Bowl trip since 1978.

January 31, 1993 – While making a NFL record sixth Super Bowl appearance, the Cowboys defeat Buffalo 52-17 in Super Bowl XXVII at the Rose Bowl in Pasadena. Troy Aikman was named the game's MVP after throwing four touchdown passes. The Super Bowl crowd of 98,374 becomes the largest crowd to ever witness a Cowboys game. The game was witnessed by 133.4 million television viewers, making Super Bowl XXVII the most watched event in television history.

March 5, 1993 – The Super Bowl Champion Dallas Cowboys become the first athletic team to visit the White House under President Bill Clinton's administration. The visit to the White House is the first in club history.

December 28, 1993 – An NFC record 11 Dallas players are selected to the Pro Bowl. That group includes a club record eight offensive selections (seven Pro Bowl starters).

January 2, 1994 – The Cowboys defeat the N.Y. Giants 16-13 in overtime at the Meadowlands. The victory clinches the Cowboys second straight NFC East title and the 15th division crown in club history.

January 2, 1994 – Emmitt Smith finishes the season with 1,486 yards to earn his third straight NFL rushing crown. He becomes just the fourth man in NFL history to win three consecutive rushing titles. He is also named Associated Press NFL Player of the Year, the first Cowboy so honored.

January 23, 1994 – Dallas defeats San Francisco 38-21 in the NFC Championship Game at Texas Stadium. The victory gives the Cowboys an NFL-record seventh conference championship in the first conference title game to be played at Texas Stadium since Jan. 1, 1978.

January 30, 1994 – Dallas becomes one of just three NFL teams to win four Super Bowls by defeating Buffalo (30-13) in Super Bowl XXVIII at the Georgia Dome in Atlanta. The victory enables the Cowboys to become the only franchise in NFL history to win more than one Super Bowl under two different owners. The game featured two rushing touchdowns by Super Bowl MVP Emmitt Smith.

March 30, 1994 – Barry Switzer is named the new head coach of the Dallas Cowboys – and the third head coach in team history. Switzer replaces Jimmy Johnson, who stepped down as the Cowboys head coach the previous day. December, 1994 – For the second straight season, the Cowboys send a club and NFC record 11 players to the Pro Bowl.

January, 1995 – The Cowboys set a Texas Stadium record for home attendance with an average crowd of 64,579, the first time Dallas has averaged over 64,000 fans-per-game at Texas Stadium. The previous record was 63,943 set in 1981.

January 15, 1995 – The Cowboys play in their third NFC Championship Game of the decade. The Cowboys are the only NFL team to play in multiple conference championship games in each decade of the team's existence. December 24, 1995 – Dallas wraps up its fourth straight NFC Eastern Division title – a feat no other NFC East team had accomplished other than the Cowboys teams from 1976 to 1979.

December 25, 1995 – Emmitt Smith closes the season with a team record 1,773 rushing yards and an NFL record 25 rushing touchdowns. Smith led the NFL in rushing for the fourth time in five years, becoming just the fifth player in NFL history to win at least four rushing titles.

December, 1995 – Ten Cowboys are selected to the NFC Pro Bowl squad. Since 1993, Dallas has earned 32 Pro Bowl selections – the most ever by one team over a three-year period.

January 14, 1996 – The Cowboys win an NFL record eighth conference championship game by defeating the Green Bay Packers 38-27 at Texas Stadium. The victory marked the Cowboys third NFC title in four years.

January 28, 1996 – Dallas becomes the first team in NFL history to win three Super Bowls in a four-year period by defeating the Pittsburgh Steelers 27-17 in Super Bowl XXX at Sun Devil Stadium in Tempe, Ariz. The game is witnessed by 138.4 million television viewers, making Super Bowl XXX the most watched event in television history. The victory enables Dallas to earn its fifth Super Bowl title – joining the San Francisco 49ers as the second NFL franchise to win five Super Bowls. The Cowboys have appeared in an NFL record eight Super Bowls. Dallas also became

the first NFL franchise to win Super Bowls with three different head coaches.

December 15, 1996 – The Cowboys clinch a fifth straight division title with a 12-6 win over the New England Patriots at Texas Stadium. The championship enables the Cowboys to become the first team in NFL history to win five straight NFC Eastern Division crowns.

January 5, 1997 – Dallas closes the post-season with a divisional playoff loss at Carolina. The loss marks the first time since the 1991 season that the Cowboys were unable to reach the NFC title game.

December, 1997 – The Cowboys close the 1997 season with a 6-10 record, marking the team's first non-playoff season since 1990.

February 12, 1998 – Jerry Jones names Chan Gailey as the fourth head coach in the history of the Dallas Cowboys franchise. Gailey, who had previously served as the Pittsburgh Steelers offensive coordinator, replaces Barry Switzer, who resigned from his position on January 9.

July 15, 1998 – The Cowboys open training camp at Midwestern State University in Wichita Falls, Texas. Attendance figures for the four-week camp exceed 100,000.

November 8, 1998 – With 163 yards on 29 carries in a 16-6 win over the New York Giants, Emmitt Smith becomes the Dallas Cowboys all-time leading rusher. Smith's performance against New York pushes him past Tony Dorsett (12,036) and into the Cowboys top spot.

December 20, 1998 – After a one-year absence from postseason play, the Cowboys clinch their sixth NFC Eastern Division title in the last seven years with a 13-9 win over Philadelphia at Texas Stadium. The 1998 division crown is the 19th division championship (15th NFC East title) in the club's 39-year history.

December 27, 1998 – After scoring a first-half touchdown on a one-yard run against the Redskins at Texas Stadium, Emmitt Smith becomes the NFL's all-time leader in rushing touchdowns, moving ahead of Marcus Allen (123). Smith would later add a 26-yard touchdown run in the second quarter to bring his league record total to 125 by season's end. The Cowboys closed the year with a 23-7 victory over Washington and a 10-6 record, enabling Dallas to become the first team in the history of the NFC East to post an 8-0 record in division play.

December 24, 1999 – The Dallas Cowboys NFL-record of consecutive games in front of sold out stadiums came to an end in a Christmas Eve game against the New Orleans Saints in the Louisiana Superdome. The streak, which included home and away games, came to a halt after 160 games. It began on Dec. 23, 1990 at Philadelphia's Veterans Stadium and included 79 straight sell-outs at Texas Stadium (including playoffs) and 81 straight sell-outs on the road (including playoffs).

January 2, 2000 – The Cowboys close the century as the NFL's most successful team in the decade of the 1990s. From 1990 to 1999, Dallas qualified for the playoffs eight times, won six division titles, made four trips to the conference championship game and won three Super Bowls. The 1999 season ends with an 8-8 regular sea-

son record and a wild card playoff loss at Minnesota on Jan. 9, 2000.

January 26, 2000 – Jerry Jones names Cowboys defensive coordinator Dave Campo as the fifth head coach in franchise history. Campo spent the previous 11 seasons as an assistant coach in Dallas and was the defensive coordinator for the 1995 team that won Super Bowl XXX.

August 27, 2001 – Dallas defeats Oakland in a preseason American Bowl game in Mexico City that marks the Cowboys ninth international game. With stops in England (2), Japan (2), Mexico (4) and Canada (1), the Cowboys have played more international games than any other team in the NFL.

October 27, 2002 – In a 17-14 loss to the Seattle Seahawks at Texas Stadium, Emmitt Smith moved past Walter Payton to become the all-time NFL rushing leader. Smith finished the 2002 season, and his Dallas Cowboys career, with 17,162 yards, 436 more than Payton's previous career mark of 16,726.

January 2, 2003 – Jerry Jones names Bill Parcells as the sixth head coach in Dallas Cowboys franchise history. Parcells, a two-time Super Bowl winner with the New York Giants, replaces Dave Campo.

December 21, 2003 – The Cowboys topped the N.Y. Giants to record their 10th win of the season, securing a wild card berth in the playoffs. It was the club's 27th postseason appearance, extending their NFL record. It was also the 24th season in franchise history that the club had posted at least 10 wins, also a league record.

November 2, 2004 – With 55% of the vote, the citizens of Arlington, Texas overwhelming support a stadium referendum at the polls. The public-private partnership between the City of Arlington and the Dallas Cowboys will fund a retractable roof stadium with capacity for up to 90,000 people in the heart of Arlington's entertainment district. With over \$400 million committed by the team and stadium users, it will be the largest private investment in a stadium in NFL history, and the stadium will give North Texas the ability to bring major events like the Super Bowl and the NCAA Final Four to the region.

September 19, 2005 – Troy Aikman, Michael Irvin and Emmitt Smith, the cornerstone players of the three-time Super Bowl Champion Cowboys teams of the 1990's became the 15th, 16th and 17th members of the club's Ring of Honor. The trio finished their Cowboys career holding almost every major passing, receiving and rushing record while helping the organization become the NFL's Team of the Decade for the '90s. A record crowd of 65,207 fans pack Texas Stadium to witness the halftime event during the Monday Night Football match-up against division rival Washington.

December 24, 2005 – With a 24-20 win at Carolina, the Cowboys clinch the 29th winning season in the franchise's 46 years in operation. Dallas finished the year 9-7.

January 1, 2006 – The Cowboys played in front of 63,131 fans in the regular season finale at Texas Stadium on Jan. 1, 2006, pushing the club's all-time home attendance figure past the 20 million mark. Dating back to the 1960 franchise opener at the Cotton Bowl, 20,002,761 fans

have now seen the Dallas Cowboys in person at the Cotton Bowl and Texas Stadium.

April 10, 2006 – Ground was broken on the new Dallas Cowboys Stadium in Arlington, Texas. The state-of-the-art venue is scheduled for completion by the start of the 2009 NFL season and will accommodate between 80,000 and 100,000 fans.

August 5, 2006 – Three-time Super Bowl Champion quarterback Troy Aikman and six-time Pro Bowl tackle Rayfield Wright become the eighth and ninth former Cowboys to be enshrined in the Pro Football Hall of Fame in Canton, Ohio. Aikman, the MVP of Super Bowl XXVII and the winningest quarterback of the 1990's is selected in his first year of eligibility. Wright, a member of the NFL's 1970s All-Decade team and two Super Bowl winning teams in Dallas is selected in his first year as a senior's committee nominee.

December 16, 2006 – With a 38-28 win over the Atlanta Falcons in the Georgia Dome, the Cowboys secured a playoff berth en route to a 9-7 regular season record and a second place finish in the NFC East. The victory marked the orga-

nization's 28th postseason appearance, extending their NFL record.

February 8, 2007 – Jerry Jones announced the appointment of Wade Phillips as the seventh head coach in Dallas Cowboys history. Phillips, who brought a previous 45-35 record as an NFL head coach to the club, replaced Bill Parcells who announced his retirement from coaching on January 22, 2007.

May 22, 2007 – At NFL owners' meetings in Nashville, Tennessee, North Texas was selected to host Super Bowl XLV. The game will be played at the Cowboys new stadium in Arlington, Texas, on February 6, 2011. The first Super Bowl to be presented in North Texas was awarded on the fourth ballot of a vote by the NFL ownership.

August 4, 2007 – Michael Irvin, a member of six divisional winners and three Super Bowl championship teams with the Cowboys of the 1990s, becomes the tenth former Dallas Cowboys player to be enshrined in the Pro Football Hall of Fame. Irvin, the Cowboys career leader in receptions and yardage, is presented by team owner Jerry Jones for induction at the ceremony in Canton, Ohio.



Stephen Jones, Jerry and Gene Jones, Charlotte Jones Anderson, and Jerry Jones, Jr.



Stephen Jones

Executive Vice President/Chief Operating Officer/Director of Player Personnel

With 18 years of NFL experience under his belt, Stephen Jones has established himself as one of the brightest young executives in professional sports. Recognized as Owner Jerry Jones's right-hand man, Jones is currently the Cowboys Chief Operating Officer and Executive Vice President, as well as President of Texas Stadium.

Jones is spearheading the club's new stadium efforts, overseeing the in-house development team while working directly with local government, community and business leaders. He was directly responsible for the club's successful referendum campaign in the fall of 2004 that saw the City of Arlington agree to join forces with the Cowboys in building a new state-of-the-art stadium for the 2009 NFL season.

As the organization moves forward with its stadium development, Jones will be closely involved with the region's recruitment of major events, such as the successful campaign that recently landed Super Bowl XLV in North Texas for the game that will follow the 2010 NFL season.

On a day-to-day basis, he oversees the operations of both the Dallas Cowboys and the current home of the team, Texas Stadium. His work involves managing the organization's 300 employees, including the coordination of the Cowboys entire player personnel department and major player contract work.

Jones played an integral role in the team's rise from a 1-15 record in 1989 to being the NFL's "Team of the Decade" with three Super Bowl titles in the 1990s. As he enters his 19th NFL season, Jones is a driving force behind the Cowboys resurgence as one of the elite level teams in the NFL. His recent work has seen the club restock its roster with some of the game's top young talent and the recent results have produced winning records in three of the last four seasons and a pair of playoff appearances over that same span.

Jones was the key negotiator in the work that brought All-Pro wide receiver Terrell Owens to the Cowboys in March of 2006. He also took the lead in negotiating the contracts for other recent free agents such as offensive lineman Leonard Davis, safety Ken Hamlin, linebacker Akin Ayodele and offensive lineman Kyle Kosier.

Over a one-week span in the spring of 2005, Jones was instrumental in the distribution of \$30 million in signing bonus money to quarterback Drew Bledsoe, defensive tackle Jason Ferguson, cornerback Anthony Henry and guard Marco Rivera. The signing of Ferguson, Henry and Rivera all took place in one day, March 3, the biggest signing day in club history.

The re-working of the Cowboys roster began in earnest in February, 2003 when, over a two-week span, Jones helped orchestrate the signing of Flozell Adams to a long-term contract, the acquisition via trade and signing of Terry Glenn from Green Bay and the unrestricted free agent signing of linebacker Al Singleton. Adams has since earned three Pro Bowl berths following the

2003, 2004 and 2006 seasons.

The last five draft classes (2002-2006) are proving to be the foundation for the future of the Cowboys with 11 current starters and eight All-Rookie Team members coming out of those selections. Those same drafts also produced four Pro Bowl players who have collectively combined for nine all-star game appearances in Roy Williams (2002 draft), Andre Gurode (2002), Jason Witten (2003) and DeMarcus Ware (2005).

In the ever-evolving strategy that dictates a team's competitiveness in the current collective bargaining agreement, Jones's performance in managing the Cowboys salary cap has played a prominent role in the team's ability to compete at the NFL's highest level.

Jones's involvement in shaping the Dallas roster under the salary cap was critical in allowing the Cowboys to maintain one of the NFL's most talented core group of players throughout the decade of the 1990s. His creativity and care taking of the Cowboys cap played a key role in the team's six division titles and four conference championship game appearances.

During a historic two-year period of time, Jones was involved in signing five Cowboys stars who were considered the best players in the game at their respective positions. Between September of 1993 and September of 1995, Jones helped orchestrate contract agreements with running back Emmitt Smith, quarterback Troy Aikman, fullback Daryl Johnston, wide receiver Michael Irvin and cornerback Deion Sanders.

Jones has enjoyed a life-long association with the game of football. A four-year letterman as a linebacker and special teams standout at the University of Arkansas, Jones was a starter for the Razorbacks in the Orange Bowl Classic Game that followed the 1986 season. Prior to attending the University of Arkansas, Jones was an all-state quarterback and a three-year starter at Catholic High School in Little Rock, Ark.

He graduated from Arkansas in 1988 with a degree in chemical engineering, and immediately went to work in the oil and gas business for JMC Exploration as an engineer.

On Feb. 25, 1989, Jerry Jones purchased the Dallas Cowboys and installed Stephen into a key front office position as one-of-three vice presidents with the club.

Jones is actively involved with the Young Presidents' Organization and serves on the board of directors for the Southwestern Bell/SMU Athletic Forum, Cotton Bowl Athletic Association, Episcopal School of Dallas and Circle Ten Council of the Boy Scouts of America. Jones is also a member of the Dallas Citizens Council.

Jones (6/21/64) was born and reared in Little Rock. He is married to the former Karen Hickman of El Dorado, Ark., and the couple has three daughters and a son: Jessica (8/24/92), Jordan (10/8/93), Caroline (4/4/97) and John Stephen (4/19/99).



Wade Phillips

Head Coach

NFL: 31st Year
Cowboys: 1st Year

Wade Phillips was named the seventh coach in Dallas Cowboys history on February 8, 2007. A native Texan with a rich appreciation for the game of football in his home state, Phillips's coaching journey includes stops at the high school, collegiate and professional levels in the Lone Star State. Phillips brings 30 years of NFL coaching experience to the Cowboys – including five as an NFL head coach and 20 as a defensive coordinator.

In his five years as a head coach, Phillips produced a 45-35 record and guided his teams to three playoff appearances. He has had only one non-winning season as a head coach. His .563 career winning percentage in the regular season is already in the top 10 among active NFL head coaches with four-or-more years of head coaching experience entering the 2007 season. He is just behind Brian Billicek (.586) and Bill Belichick (.578) on that list.

Phillips has a wealth of NFL experience both as a defensive coordinator and head coach. One of Phillips's strengths has been improving the teams he works with from day one. The last six times he has taken over as a head coach or defensive coordinator, his new team has reached the playoffs in his first season. In all six of those instances, he has never joined a team that was coming off a winning record. Not just a great defensive mind, in four of his five years as a head coach, his teams ranked in the top 10 on offense.

Phillips understands what it takes to be successful. Over the last 18 years as a head coach or coordinator, he has been a part of only four teams that have had non-winning records. During that time he has worked with a defense that ranked in the NFL's top 10 eight times. In six of the last eight years he has worked with a defense that ranked in the NFL's top 10 against the run.

For the past three seasons, Phillips has served as the defensive coordinator for the San Diego Chargers (2004-2006). A master of the 3-4 defensive scheme, Phillips directed a unit that improved each season, moving from 18th in the NFL in total defense in his first season to 13th in 2005 and then 10th in 2006. His 2005 unit was the NFL's stingiest against the run, leading the league while holding opponents to a mere 84.3 yards-per-game. In his first year in San Diego, the Chargers were even stingier, allowing just 81.7 yards-per-game to rank third in the league.

The Chargers aggressive defense also cranked out a league-high 61 sacks in 2006, the second most in club history. It was the second straight year the defense had shown improvement in that category, going from 29 sacks in 2004 to 46 sacks in 2005 to the breakout year in 2006. Two-time Pro Bowl linebacker Shawne Merriman was the leader of that group, topping the NFL with 17 sacks last year.

When the Chargers won the AFC West and qualified for the playoffs in 2004 on the heels of a 4-12 season in 2003, Phillips kept his streak intact of helping to turn teams with non-winning records into playoff participants the following year.

At the end of his two-year term (2002-03) as defensive coordinator in Atlanta, he served as the interim head coach for the Falcons final three games of the 2003 season after Dan Reeves was released from his contract on December 10. Phillips posted a record of 2-1 as Atlanta's head coach, highlighted by a 30-28 victory at Tampa Bay that knocked the defending Super Bowl champions out of playoff contention.

Phillips's defense in Atlanta in 2002 mastered the big play. The team finished with 47 sacks, second-most in team history and tied for fourth in the NFL. They also had 39 takeaways – second in the league – including 24 interceptions – fourth in the league.

During the 1998-2000 seasons as head coach in Buffalo, the Bills compiled a regular season record of 29-19. Phillips took the reigns after a disappointing 6-10 finish in 1997 and reversed the team's fortunes by leading it to a 10-6 record and the playoffs in 1998. It was the most successful campaign of any first-year head coach in Bills history. His 1999 team led the NFL in total defense, went 11-5 and earned another trip to the postseason. The Bills finished 8-8 in 2002 – his last season in Buffalo. The Bills were 16-9 under Phillips in his three years at the helm after the start of November.

In three seasons in Buffalo (1995-97) before he became head coach, he delivered solid returns as defensive coordinator. In 1996, Buffalo's defense allowed a league-low 22 touchdown passes and 3.4 yards-per-carry, while ranking fourth in sacks (48) and second in yards-per-play (4.3) and opponent completion percentage (.520). As the defensive coordinator and head

PHILLIPS'S NFL HEAD COACHING RECORD

Year	Team	Regular Season Totals				Result	Postseason
		W	L	T	Pct.		
1993	Denver	9	7	0	.563	3rd AFC West	0-1
1994	Denver	7	9	0	.438	4th AFC West	
1998	Buffalo	10	6	0	.625	T2nd AFC East	0-1
1999	Buffalo	11	5	0	.688	2nd AFC East	0-1
2000	Buffalo	8	8	0	.500	4th AFC East	
Totals		45	35	0	.563		0-3



coach with the Bills, Phillips guided the stellar careers of future Pro Football Hall of Famers Bruce Smith and Thurman Thomas.

Phillips was named Denver's head coach on January 25, 1993 after serving as defensive coordinator the previous four seasons. In his first year as head coach (1993) future Hall of Fame quarterback John Elway enjoyed the finest season of

his career to that point with career-high figures for completions (348), percentage (.632), yardage (4,030) and his lowest single season interception total (10). Phillips led the '93 Broncos to a playoff berth, but injuries decimated the club the following season which resulted in a 7-9 record – Phillips's only season with a losing record in five years as a head coach. Phillips was released by the club soon after the season finale and joined Buffalo as defensive coordinator shortly thereafter. The Broncos safety tandem of Steve Atwater and Dennis Smith combined for a total of eight Pro Bowl selections under Phillips' watch in Denver, while defensive end Karl Mecklenburg earned four trips to Hawaii.

Phillips's extensive coaching career also included stopovers at Philadelphia from 1986-88 as defensive coordinator and linebackers coach as well as defensive coordinator for the New Orleans Saints from 1981-85 – his first coordinator position. During his stint with the Eagles, Phillips mentored the development of one of the NFL's most dominant defenses of the era, a unit that was led by Reggie White who was enshrined in the Pro Football Hall of Fame in 2006.


Phillips's professional coaching career began in Houston in 1976 as the linebackers coach under his father, longtime NFL coach Bum Phillips. While working along side the elder Phillips, the Oilers introduced the 3-4 defense to the NFL. After a year as the linebackers coach in 1976, Phillips moved to handling the defensive line responsibilities from 1977 to 1980. Hall of Fame defensive end Elvin Bethea was a three time Pro Bowl selection while working with Phillips, while linebacker Robert Brazile earned four of his seven consecutive Pro Bowl selections from 1977 to 1980.

Phillips began his coaching career at his alma mater, the University of Houston, in 1969 as a graduate assistant. He then coached at Orange, Texas, High School from 1970-72. In 1973, he joined the Oklahoma State University staff coaching linebackers for two seasons. Phillips was then hired to coach the defensive line at Kansas State in 1975, his last season coaching in the college ranks.

Wade Phillips was born June 21, 1947 in Orange, Texas. He was a three-year starter at linebacker for the University of Houston from 1966-68 after a standout career at Port Neches-Groves High School in Port Neches, Texas. Phillips and wife Laurie have one son, Wesley who is an assistant coach with the Dallas Cowboys, and a daughter, Tracy, who is a professional actress, dancer and choreographer in Hollywood, California.

WADE PHILLIPS'S COACHING EXPERIENCE

Year	Position/Team
2004-06	Defensive Coordinator, San Diego Chargers
2002-03	Defensive Coordinator, Atlanta Falcons
1998-2000	Vice President of Football Operations/Head Coach, Buffalo Bills
1995-97	Defensive Coordinator, Buffalo Bills
1993-94	Head Coach, Denver Broncos
1989-1992	Defensive Coordinator, Denver Broncos
1986-88	Defensive Coordinator, Philadelphia Eagles
1981-85	Defensive Coordinator, New Orleans Saints
1977-1980	Defensive Line, Houston Oilers
1976	Linebackers, Houston Oilers
1975	Defensive Line, University of Kansas
1973-74	Linebackers, Oklahoma State University
1970-72	Defensive Coordinator, Orange High School
1969	Graduate Assistant, University of Houston



Todd Bowles

Secondary

Temple

NFL: 8th Year

Cowboys: 3rd Year

Since arriving in Dallas as the Cowboys secondary coach in 2005, Todd Bowles has developed into one of the NFL's brightest young defensive coaches. He has a unique gift for being able to translate the experience and knowledge that he gained through eight seasons as an NFL player to the young players he now teaches.

Under his guidance in 2006, the club finished the year 13th in the league in total defense allowing 322.8 yards-per-game. The defense came up with 18 interceptions on the year, three more than in 2005, led by safety Roy Williams who had five interceptions.

In 2005, the defense finished 11th in the league in pass defense (192.7 yards-per-game) and tenth in the league in total defense, allowing 300.9 yards-per-game. The unit also snatched 15 interceptions on the season and allowed just 18 passing touchdowns, down from the 31 allowed in 2004.

With the Browns in 2004, Bowles oversaw the secondary and helped the group finish with the fifth best pass defense in the league (181.3 passing yards-per-game allowed). Overall, the 2004 defense closed out the year ranked 15th in the NFL, matching their finish from the 2003 season. From 2001-03, Bowles served as the Browns defensive nickel package coach. Cleveland's 13 passing touchdowns allowed in 2003 tied for the fewest allowed in franchise history during a 16-game season (1988 and 1994), and the Browns 2003 defense ranked 15th in the NFL, the club's

best overall defensive ranking since 1994. The 2001 Browns led the league and set a team record with 33 interceptions – with the secondary accounting for 28 of the thefts, including 10 by then rookie Anthony Henry, now the Cowboys starting right cornerback.

Prior to joining the Browns, Bowles served as the New York Jets defensive backs coach in 2000, helping the Jets pass defense improve from a 24th ranking in 1999 to sixth in 2000. They also tied for sixth in the league with 21 interceptions.

Bowles served as the defensive coordinator/defensive backs coach for Grambling State University from 1998-99. He made his coaching debut in 1997 as the defensive coordinator/secondary coach at Morehouse College. Before entering the coaching ranks, Bowles worked in the Green Bay Packers personnel department as a college scout from 1995-96.

Bowles spent eight years as a defensive back in the NFL with the Washington Redskins (1986-90, 1992-93) and San Francisco 49ers (1991). He played on the Redskins Super Bowl XXII championship team. Bowles saw action in 117 games, starting 65 consecutive games at safety at one point during his career, and totaled 570 tackles, 15 interceptions and four fumble recoveries.

Bowles has three children, daughter, Sydnie (4/20/93) and sons, Todd Jr. (11/22/02) and Troy (3/29/05).

Todd Bowles – Born November 18, 1963, Elizabeth, N.J. Defensive back Temple 1982-85. Pro: defensive back Washington Redskins 1986-90, 1992-93, San Francisco 49ers 1991. College coach: Morehouse College 1997, Grambling State 1998-99. Pro coach: New York Jets 2000, Cleveland Browns 2001-04, Dallas Cowboys 2005-06.



Jason Garrett

Offensive Coordinator

Princeton

NFL: 3rd Year

Cowboys: 1st Year

Jason Garrett returns to Dallas in 2007 to handle the responsibilities of coordinating the Cowboys offense after spending the previous two seasons tutoring the Miami Dolphins quarterbacks. Garrett, who was a back-up quarterback to Troy Aikman in Dallas from 1993 to 1999 is very familiar with the championship heritage of the organization and was a member of Dallas teams that won five division titles and two Super Bowl

championships.

Recognized as one of the bright young minds in NFL coaching on the offensive side of the ball, Garrett will take over a Dallas unit that enjoyed one of the most productive offensive seasons in club history last year. His previous NFL experience would indicate that he has been preparing for this opportunity throughout every stage of his career.

As a player, Garrett worked under highly successful offensive coordinators Norv Turner and Ernie Zampese in Dallas while providing sideline assistance to Aikman for the majority of his Hall of Fame career. After moving to New York in 2000, he helped guide starter Kerry Collins and the Giants to an NFC Championship and a Super Bowl berth while working along side current Saints head coach Sean Payton who was the team's offensive coordinator. Garrett also gained valuable experience in absorbing Jon Gruden's offensive philosophies during a stint with the Tampa Bay Buccaneers in the closing months of his playing career in 2004.

He entered the coaching profession in February of 2005 as the quarterback's coach for Nick Saban's Miami Dolphins club. While in Miami, Garrett capably handled the challenge of having to work with five different starting quarterback over the course of 32 regular season games. In 2005, Miami quarterbacks threw 22 touchdowns with just 16 interceptions. Their plus-6 differential was the team's best since 1998. In 2006, Garrett managed three starting quarterbacks for an offensive unit that produced four pass receivers who each had at least 55 receptions. It marked the first time in club history that four different receivers had at least 55 catches.

In his seven years as a player in Dallas, Garrett started nine of the 23 games in which he played. A key reserve player on two Super Bowl teams, he is best remembered for his Thanksgiving Day heroics in 1994. As the Cowboys third quarterback on the depth chart, he made his second career start against Green Bay after Aikman and backup quarterback Rodney Peete were felled with injuries in previous weeks. Garrett led Dallas to a thrilling 42-31 come-from-behind victory in which he directed the Cowboys to a club record 36 second half points with six consecutive second half scoring drives. He finished the day with 311 passing yards on 15 completions with two touchdown tosses and was named the NFC's Offensive Player of the Week. He went on to start five games in 1998 and two games in 1999 to finish his days in Dallas with a 6-3 record as a starting

quarterback.

Garrett served as the primary backup to Kerry Collins during the New York Giants run to the Super Bowl in 2000 and played the entire fourth quarter of the NFC Championship Game that year. He also spent the next three seasons with the Giants.

He concluded his career by splitting the 2004 season with Tampa Bay and Miami. Overall in his 12 NFL seasons, Garrett started nine of the 40 regular season games in which he played and completed 165-of-294 passes for 2,042 yards with 11 touchdowns and five interceptions.

As a senior at Princeton University in 1988, Garrett was named the Ivy League's Player of the Year and honorable mention All American. He earned his degree in history in 1989, and moved on to the NFL as an undrafted rookie free agent with the Saints developmental squad. After being released prior to the 1990 season, he spent the fall of 1990 as an assistant coach at Princeton. In 1991, Garrett moved on to play in the World League and the Canadian Football League before joining the Cowboys practice squad in 1992.

Garrett, who prepped at University School in Chagrin Falls, Ohio, followed in his family footsteps in 2005. His father, Jim, spent more than 30 years in the NFL as a coach and scout. His brother, John, is now the tight ends coach with the Cowboys. Another brother, Judd, has been an assistant coach in the NFL since 1997 and is now the tight ends coach with the St. Louis Rams. An older brother, Jim, is currently the offensive coordinator at his prep alma mater, University School.

Jason and his wife Brill founded their charitable foundation, Jason Garrett Starfish Charities, in 1997 with the goal of enriching the lives of young people. The principle activity of the foundation is a one-day football camp and leadership forum for high school athletes that is held each summer at Princeton University in conjunction with Play It Smart, a program administered by the National Football Foundation.

Born on March 28, 1966, Garrett resides in Dallas with his wife, Brill.

Jason Garrett – Born March 28, 1966, Abington, Pa. Quarterback Princeton 1987-88. Pro quarterback San Antonio Riders (World League) 1991, Ottawa RoughRiders (CFL) 1991, Dallas Cowboys 1993-99, New York Giants 2000-03, Tampa Bay Buccaneers and Miami Dolphins 2004. College coach: Princeton 1990. Pro coach: Miami Dolphins 2005-06, joined the Dallas Cowboys in 2007.



John Garrett

Offensive Coordinator

Princeton

NFL: 13th Year

Cowboys: 1st Year

In joining the Dallas Cowboys in February of 2007, John Garrett returned to the NFL after a three year stint at the University of Virginia. Garrett takes over the responsibility of coaching the Dallas tight ends – a position group that is led by a three time Pro Bowl player in Jason Witten and a 2006 second round draft choice in Anthony Fasano.

Garrett served as the Virginia wide receivers coach in all three of his seasons with the Cavaliers. In 2006, head coach Al Groh added the title of assistant head coach for the offense to his responsibilities.

Prior to entering the collegiate ranks in 2004, Garrett had spent the previous 12 years in professional football, working both on the coaching

and player personnel sides for three different NFL clubs.

In 2003, he was a scout for the Cincinnati Bengals after spending the previous two seasons (2001-2002) as a Bengals offensive assistant coach, working mostly with the tight ends.

In 1999 and 2000, Garrett was the quarterbacks coach in Arizona and was charged with the responsibility of guiding the development of Cardinals quarterback Jake Plummer. Plummer passed for over 5,000 yards in his two years under Garrett, and, by the end of the 2000 season, he became the fastest Cardinal quarterback to reach the 10,000 yard career passing milestone in club history.

Garrett's first tour of duty in Cincinnati was spent exclusively as a member of the Bengals coaching staff from 1995 to 1998. He was the club's wide receivers coach in 1996 and was an offensive assistant who worked regularly with the receivers during the other three seasons.

Garrett's post-playing football career began as a pro personnel assistant for Sam Wyche's Tampa Bay Buccaneers from 1992 to 1994. In addition to his personnel duties with the Bucs, Garrett prepared for his coaching career by providing on-field coaching assistance with the receivers during the week while assisting the defensive staff in the press box on game days.

John Garrett – Born March 2, 1965, Danville, Pa. Wide receiver Columbia 1983-85, Princeton 1986-87. Pro wide receiver Cincinnati Bengals 1989, Buffalo Bills 1991, San Antonio Riders (World League) 1991. College coach: Virginia 2004-06. Pro coach: Cincinnati Bengals 1995-98 and 2001-02, Arizona Cardinals 1999-2000, joined the Dallas Cowboys in 2007.

After an outstanding Ivy League career as a wide receiver at both Columbia and Princeton, Garrett earned a degree in history from Princeton in 1988. He spent time in the Dallas Cowboys training camp in 1988, before earning a roster spot with the Bengals in 1989. He spent seven weeks on the Buffalo Bills practice squad in 1991 after becoming one of the leading receivers for the San Antonio Riders of the World League of American Football the previous spring.

Garrett is a product of a football family that has enjoyed a long association with the National Football League. His father, Jim, spent 38 years as either a scout or assistant coach in the NFL, and 21 of those years were as a member of the Dallas Cowboys scouting staff. Garrett's brother Jason enjoyed an 11-year career as a back-up quarterback in the NFL and is now the offensive coordinator for the Dallas Cowboys. His brother Judd is the tight ends coach with the St. Louis Rams, while a third brother, Jim, is the offensive coordinator at the University School in Cleveland, Ohio.

Born on March 2, 1965, in Danville, Pennsylvania, Garrett graduated from the University School in Cleveland, Ohio in 1983. He and his wife, Honor, have four children – son John Morgan (5/20/95) and daughters Honor (9/13/96), Olivia (10/23/98) and Caroline (9/7/01).



Joe Juraszek

Strength and Conditioning

New Mexico

NFL: 11th Year

Cowboys: 11th Year

Joe Juraszek (pronounced jer-AH-sick) joined the Cowboys staff as the strength and conditioning coach in February, 1997 and implemented a hands-on approach that stresses strength development, cardiovascular conditioning, flexibility and speed work. His ability to tailor workout programs to individual player needs based on the player's input and workout history has earned him the respect and admiration of the players and the coaching staff.

The rapport Juraszek has developed with the players is evident in the number of participants in his offseason conditioning program each spring. The impact of this intensive program can be seen on the field with the successes of seasoned veterans and in the continued development and contributions from younger players like Terence Newman, Marcus Spears, DeMarcus Ware and Jason Witten.

Along with overseeing the strength and conditioning program for the team, Juraszek works with the Cowboys medical staff implementing rehabilitation programs for injured players. His work within these rehab programs has allowed players to return to the field quickly and, usually,

stronger. His success can be seen directly in the 2005 performance of running back Julius Jones and wide receiver Patrick Crayton, who overcame serious injuries during the season and returned to make major contributions. He spent much of the 2005 season and all of the 2006 off-season working closely with Marc Colombo, who returned to start and anchor the right side of the offensive line throughout the 2006 season. He also worked with Flozell Adams, Al Singleton and Kevin Burnett to help them overcome injuries and to have them healthy and ready to go in September.

Juraszek came to Dallas after serving as the University of Oklahoma strength coach from 1993-96. He joined the Sooners after serving as the strength coach at Texas Tech University from 1987-92. He was a graduate assistant and then a full-time assistant strength coach for Oklahoma from 1981-86.

He attended the University of New Mexico from 1976-81, where he played linebacker and defensive end for the Lobos while earning bachelor's degrees in Physical Education/Health and Economics. He added a master's degree while

serving as a graduate assistant strength coach at Oklahoma.

In 2001, Juraszek was a panel member for the "Get & Stay Fit" Family First Town Meeting hosted by WFAA-TV, Dallas's ABC affiliate. He joined Dr. Kenneth Cooper, founder and president of the Cooper Fitness Center and Clinic in

Dallas, and Dr. Joel Steinberg, Medical Director of Children's Medical Center of Dallas, in providing advice on exercise training, preventative health tips and the latest facts on dieting.

A native of Chicago, Ill. (6/8/58), Juraszek and his wife, Camille, have a daughter, Nikki Jo (7/25/90), and a son, J.D. (9/9/92).

Joe Juraszek – Born June 8, 1958, Chicago, Ill. Linebacker/Defensive End New Mexico 1976-80. College coach: Oklahoma 1981-86, Texas Tech 1987-92. Pro coach: Dallas Cowboys 1997-2006.



Dat Nguyen

**Assistant Linebacker/
Defensive Assistant**

Texas A&M

NFL: 1st Year

Cowboys: 1st Year

As one of the most popular Dallas Cowboys players in recent years, Dat Nguyen brings his vast knowledge of the defensive game to the Dallas coaching staff after just one year removed from the playing field. Nguyen who distinguished himself as one of the most dedicated and determined players to play for both the Dallas Cowboys and the Texas A&M Aggies, will assist with the linebackers as well as handle the defensive quality control.

A seven-year NFL veteran, Nguyen was originally drafted in the third round (85th overall) of the 1999 NFL Draft by Dallas. He made a vivid impact on the team from the very beginning of his career, leading the Cowboys in special teams tackles as a rookie and becoming Dallas's starting middle linebacker in his second season.

In 2001, he completed his first full season as a starter and recorded 172 tackles, the second highest single-season tackle total in Cowboys history. After taking over as a starting middle linebacker in 2001, Nguyen led Dallas to two top four finishes in total defense, including a unit in 2003 that was ranked first in the NFL in total defense.

Nagging injuries forced Nguyen into a premature retirement in 2005, as he closed his NFL career with 665 total tackles, six sacks and seven interceptions. He was placed on Reserve/Injured on November 28, 2005, while drawing to a close one of the more inspirational careers in team history. The first NFL player of Vietnamese heritage, Nguyen led the team in tackles in three of his final five seasons as a Cowboy, and he was the first Dallas player to lead the club in tackles in consecutive years (2003 and 2004) since Ken Norton Jr. in 1992 and 1993. Nguyen led or tied for the team lead in tackles 37 times in his 65 starts, and, in his last 36 starts, he led or tied for the team lead in tackles 22 times.

Following his senior season at Texas A&M, Nguyen was one of the nation's most decorated

collegiate players, earning All-America honors from Walter Camp, The Sports Network, *The Sporting News*, Burger King/AFCA, *Football News* and *College Football News*. The National and Big 12 Defensive Player of the Year, he also won the Lombardi Trophy and Chuck Bednarik Award, while being a finalist for the Dick Butkus and Sullivan Awards. Nguyen was also named the *Dallas Morning News* Big 12 Male Athlete of the Year. He finished his senior season with a career-high 147 tackles, becoming the first player in school history to lead Texas A&M in tackles four straight seasons. He also added 20 tackles for losses, four sacks, four forced fumbles and two interceptions. He closed his collegiate career with A&M records for consecutive starts (51), tackles (517) and tackles-per-game (10.7). As a junior, he was an All-Big 12 first-team selection and the team MVP. He was also an All-Big 12 first-team selection as a sophomore. In 1995, Nguyen was named Southwest Conference Defensive Newcomer of the Year as a redshirt freshman.

Nguyen was a consensus Texas Top 100 linebacker following his prep career at Rockport-Fulton High School in Rockport, Texas. He earned district 30-3A Defensive Player of the Year honors as a senior after tallying 188 tackles. He also earned Class 3A second-team all-state honors as a punter. Nguyen graduated from Texas A&M with a degree in agricultural development in August 1998 and took post-graduate classes during his senior football season. As a player with the Cowboys, he took on an active volunteer role in the Dallas community. While becoming a very popular and productive role model in the Asian community, Nguyen has served a wide range of charitable organizations in both Dallas and Tarrant Counties.

Dat Nguyen (9/25/75) and his wife Becky, have two daughters, Aubrey Mai and Remi Linh.

Dat Nguyen – Born September 25, 1975, Ft. Chaffee, Ark. Linebacker Texas A&M 1995-1998. Pro: Linebacker Dallas Cowboys 1999-2005. Pro coach: joined the Dallas Cowboys in 2007.



Paul Pasqualoni

Linebackers

Penn State

NFL: 3rd Year

Cowboys: 3rd Year

Following a highly successful collegiate head coaching career, Paul Pasqualoni joined the NFL and the Dallas Cowboys staff in 2005. After guiding the Dallas tight ends in his first pro season, Pasqualoni made the switch to the defensive side of the ball and coached the linebackers in 2006, a position he will once again assume for 2007.

In his first season mentoring the Dallas linebackers, Pasqualoni oversaw a position group that finished the season with three of the top four leading tacklers on the team, including Bradie James who led the team with 132 tackles, Akin Ayodele who finished second with 106 and DeMarcus Ware who finished fifth with 82 stops. Pasqualoni's leadership helped Ware set a club linebacker record for sacks in a season (11.5) and earn the second-year player his first trip to the Pro Bowl. Pasqualoni was also charged with overseeing the transition of nine-year veteran defensive lineman Greg Ellis into a first-year linebacker. Ellis started the first nine games of the season and was tied for the club lead with 4.5 sacks and three tackles behind the line of scrimmage before an Achilles' tendon injury brought an abrupt end to his season at Arizona (11/12).

Before moving to the defensive side of the ball, Pasqualoni guided the Cowboys tight ends in 2005. He played a key role in the continued development of Jason Witten as one the NFL's premier players at the position. As a third-year pro in 2005, Witten earned his second consecutive trip to the Pro Bowl after catching 66 passes for 757 yards and six touchdowns. He ranked second on the team in receptions and was third among NFC tight ends in catches (sixth in the NFL). Witten was fourth among NFC tight ends (seventh in the NFL) in receiving yardage and his 66 receptions enabled him to become just the second Dallas tight end to record back-to-back 60-catch seasons, joining Doug Cosbie (1984-85). Pasqualoni also oversaw the development of youngsters Sean Ryan and Brett Pierce and the continued production of veteran offensive team captain Dan Campbell.

Pasqualoni came to Dallas with 29 years of collegiate coaching experience, including 19 as a head coach. Most recently, he served a 14-year stint as the head coach at Syracuse University (1991-2004), where he compiled a 107-59-1 record (.644) and landed bowl invitations following nine of his 14 seasons, posting victories in six of those postseason appearances. The Orangemen captured three straight Big East Conference titles from 1996 to 1998 and were

conference co-champions in 2004. Seven of his clubs finished the season ranked in the Top 25. Pasqualoni's most successful Syracuse seasons came in 1991 - when his squad went 10-2, including a win over Ohio State in the Hall of Fame Bowl, and finished the season 11th in the final AP poll - and 1992 - when the Orangemen closed the regular season with a 9-2 record, then defeated Colorado in the Fiesta Bowl to finish sixth in the final AP poll.

Under Pasqualoni's tutelage, the Orangemen developed a solid contingent of players, including 17 selections in the first three rounds of the NFL Draft. The program sent future Pro Bowl players such as Olindo Mare, Marvin Harrison, Donovan McNabb, Dwight Freeney and Keith Bulluck to the pros. Overall, Syracuse produced at least two NFL draft selections in 11 of Pasqualoni's 14 years as head coach.

Prior to taking over as head coach at Syracuse in 1991, Pasqualoni was the school's linebackers coach from 1987 to 1990, thus helping the Orangemen to a winning record in 16 of the 18 years and 13 bowl games during the time he was associated with the university.

He was the head coach/athletic director at Western Connecticut State from 1982-86, compiling a 34-17 record. His 1985 squad went 10-2, won the New England Football Conference championship and earned a spot in the NCAA Division III playoffs. In 2001 Pasqualoni's accomplishments at Western Connecticut were recognized with his enshrinement into the school's Hall of Fame as part of its inaugural class.

Pasqualoni began his coaching career at his alma mater, Cheshire, Conn., High School (1972-75). His first collegiate job was as an assistant at Southern Connecticut in 1976. In 1980, Pasqualoni was elevated to defensive coordinator. After serving two seasons in that capacity, he left for Western Connecticut.

Pasqualoni was a 1972 graduate of Penn State, where he lettered as a linebacker after walking on to the football team and earned a bachelor's degree in health and physical education. He later went on to earn a master's of science degree in physical education and human performance at Southern Connecticut State.

Born on Aug. 16, 1949, Pasqualoni lettered in football and basketball at Cheshire High School in Connecticut and also earned a letter in football at Bordentown Military Institute. He and his wife, Jill, have two sons, Dante (1/17/99) and Tito (3/3/00), and a daughter, Cami (3/31/02).

Paul Pasqualoni - Born August 16, 1949, Cheshire, Conn. Linebacker Penn State 1968-71. College coach: Southern Connecticut State 1976-81, Western Connecticut State 1982-86 (head coach), Syracuse 1987-2004 (head coach 1991-2004). Pro coach: Dallas Cowboys 2005-06.



Skip Peete



Running Backs

Kansas

NFL: 10th Year

Cowboys: 1st Year

Skip Peete was named the Cowboys running backs coach on February 15, 2007 after spending the previous nine seasons in the same capacity with the Oakland Raiders. Peete will oversee the continued progression of Dallas's stable of young running backs – a unit that is led by Julius Jones, who rushed for his first 1,000-yard season in 2006 (1,084 yards), and Marion Barber, who scored a team-high 16 touchdowns last season.

In 2006 Peete's work with the Raiders running backs allowed fourth-year man Justin Fargas to rush for his single-season career-best yardage total (659). The prior season saw LaMont Jordan reach 1,025 yards – the first 1,000-yard season of his career. Jordan also rushed for nine touchdowns, a single-season personal best. Jordan added 70 receptions for 563 yards and two touchdowns.

Peete's running back corps helped the Raiders lead the NFL in total offense, win the 2002 AFC Championship and move on to Super Bowl XXXVII in San Diego. Under Peete, the Raiders led the NFL in rushing in 2000 at almost 155 yards-per-game. Tyrone Wheatley led the '00 team with 1,046 yards on the ground.

Prior to coaching in the NFL, Peete spent two seasons at UCLA, helping coach Skip Hicks to

consecutive 1,000-yard and 20-plus touchdown seasons. He was the wide receivers coach at Rutgers (1995) and Michigan State (1993-94). At Michigan State he coached Derrick Mason and Muhsin Muhammad. Peete was on the University of Pittsburgh coaching staff from 1988-92. While with the Panthers, he coached the running backs (1991-92) and mentored future New York Jets rusher Curtis Martin. Peete worked with Pitt's wide receivers (1989-90) after serving one season as a graduate assistant in 1988.

The Phoenix native began his collegiate playing career at the University of Arizona before transferring to Kansas. While at Kansas, Peete was an All-Big Eight wide receiver in 1985 and was voted team captain as a senior in 1986. In 1987 Peete was a wide receiver and on special teams for the N.Y. Jets. His father Willie is a long-time college and NFL coach who retired from the Chicago Bears pro player personnel department. His brother, Rodney, is a former NFL quarterback who played 16 seasons including the 1994 season with the Cowboys as a back-up to Troy Aikman. He is currently one of the hosts on Fox Sports Net's "The Best Damn Sports Show Period." He and his wife, Rebeca, have a twins, a boy and a girl.

Skip Peete – Born January 30, 1963, Phoenix, Ariz. College: Wide receiver University of Arizona 1981-82, University of Kansas 1984-85. Pro: Wide receiver New York Jets 1987. College Coach: University of Pittsburgh 1988-92, Michigan State 1993-94, Rutgers University 1995, UCLA 1996-97. Pro Coach: Oakland Raiders 1998-2006, joined the Dallas Cowboys in 2007.



Wes Phillips



Quality Control/Offensive Assistant

Texas-El Paso

NFL: 1st Year

Cowboys: 1st Year

Wes Phillips joined the Dallas Cowboys in 2007 as the club's quality control/offensive assistant coach. Phillips comes to the NFL after coaching quarterbacks in the collegiate ranks for four years.

Before landing in Dallas, Phillips coached the quarterbacks in 2006 at Baylor under offensive coordinator Lee Hays. His work with quarterback Shawn Bell paid dividends as Bell had career-highs in attempts (383), completions (241), yards (2,582) and touchdowns (19) before his season was cut short with a season-ending knee injury. Despite missing the final three games of the 2006

campaign, Bell's passing numbers established school single-season records.

Prior to his one-year stint at Baylor, Phillips spent two seasons as the quarterbacks coach at West Texas A&M University under Hays. The Buffaloes celebrated their most successful season in almost 55 years in 2005, finishing 10-2 to post their first winning season since 1998, and the program's first 10-win season since 1950. WTAMU won the Lone Star Conference with an 8-1 record, its first league title since 1986 and advanced to the quarterfinals of the NCAA D-II Playoffs for the first time in school history.

While at WTAMU, Phillips also helped the school lead the 2005 Division II ranks in passing offense, racking up 363.8 yards-per-game. He tutored quarterback Dalton Bell who was a finalist for the Harlon Hill Trophy, which goes to the top Division II player. Bell completed 68.5 percent of his passes for 3,799 yards and 30 touchdowns with 13 interceptions on 454 attempts. He finished third nationally in total offensive yards (349.2) and established school and conference single-season records for total offense (3,843) and passing yards (3,799).


Prior to joining the WTAMU staff, Phillips spent one season as a student assistant coach at

his alma mater, UTEP, and played two seasons at quarterback for the San Diego Riptide of the af2.

A three-year letter winner at UTEP (1999-2001), Phillips was a member of the 2000 Miners team that shared the WAC title, posted the school's highest win total in more than a decade and played in the Humanitarian Bowl. He still ranks among the school's single-season leaders in both pass efficiency (ninth - 120.0 in 2001) and completion percentage (eighth - 55.6 in 2001).

Phillips received his degree in philosophy from UTEP in 2001. He is the son of Dallas Cowboys head coach Wade Phillips.

Wes Phillips - Born February 17, 1979, Houston, Texas. College: Quarterback UTEP 1997-2001. Pro: Quarterback San Diego Riptide (af2) 2002-03. College coach: UTEP 2003, West Texas A&M 2004-05, Baylor 2006. Pro coach: joined the Dallas Cowboys in 2007.



Bruce Read

Special Teams

Portland State

NFL: 6th Year

Cowboys: 1st Year

Bruce Read returns to the NFL for his sixth professional season and his first with the Dallas Cowboys as the special teams coach. He was hired by Cowboys new head coach Wade Phillips in February of 2007.

Read spent the past three years serving as the special teams coordinator at Oregon State. His 2006 unit was among the best in Oregon State history as Sammie Stroughter set the school record with three punt returns for touchdowns and Alexis Serna - a Lou Groza Award semi-finalist - set a school record with 106 consecutive made extra point attempts.

No stranger to the NFC East, Read spent the 2002 and 2003 seasons as the special teams coach for the New York Giants. In 2003, the Giants special teams units produced improved numbers in six-of-eight special teams statistical categories.

Read also served as the special teams coach for the San Diego Chargers from 1999-2001. The Chargers led the NFL in 2001 with a kickoff return average of 26.0 yards, 4.4 yards more than the NFL average that season. The team also had the NFL's best starting average field position (33.1-yard line) following a kickoff. The Chargers finished seventh in the league in net average on punt coverage. San Diego did not allow a special teams touchdown while their special teams units

scored four times. Punter Darren Bennett earned a trip to the Pro Bowl in 2000, leading the NFL with a 46.2-yard gross average. The team did not have a punt blocked in Read's three seasons with the Chargers. In 1999, Read's first year in San Diego, the Chargers led the league in net punt average (38.7).

Read served as special teams coach at Oregon State from 1997-98, his first tenure with the Beavers, where the special teams blocked 15 kicks (eight field goal or PAT attempts and seven punts) under his guidance. In 1998, OSU ranked second in the Pac-10 in field goal percentage (.654) connecting on 17-of-26 attempts.

Read began his coaching career in 1985 at the University of Montana and was named the special teams coach in 1987 where he remained for 10 years. During his tenure, the Grizzlies broke 20 special teams records as a team along with 11 individual kicking game records.

Bruce Read was born on January 21, 1962 in Santa Rosa, California. He attended the Oregon Institute of Technology in 1981 and 1982 before finishing his college education at Portland State, earning a bachelor's degree in social science in 1986.

Read and his wife Christina have two sons, Justin (7/12/86) and Joshua (8/2/92).

Bruce Read - College Coach: Montana 1985-96, Oregon State 1997-98 and 2004-06. Pro Coach: San Diego Chargers 1999-2001, New York Giants 2002-03, joined the Dallas Cowboys 2007.



Kacy Rodgers

Defensive Line

Tennessee

NFL: 5th Year

Cowboys: 5th Year

Kacy Rodgers moved from the college coaching ranks to professional football in 2003, and he spent his first two years in the league tutoring the Cowboys defensive tackles in the 4-3 scheme. In 2005, Rodgers took on the additional responsibilities of coaching the entire defensive line as the club made the switch to the 3-4 alignment and continued to make strides in the 2006 season.

With the loss of La'Roi Glover to free agency in 2006, the defensive line was revamped with Greg Ellis moving to linebacker and second-year players Chris Canty and Marcus Spears taking over as starters at the end positions. Veteran nose tackle, Jason Ferguson led all linemen with 64 tackles (seventh overall). Jay Ratliff spelled Ferguson at nose tackle and emerged in his second-season totaling seven quarterback pressures (tied for the team lead) and four sacks (tied for third on the team). Spears finished with 48 tackles while Canty finished with 44 tackles and seven quarterback pressures – tying for the team lead. Fifth-year man Kenyon Coleman (four sacks) and rookie Jason Hatcher (2.5) played key back-up roles throughout the season, as Hatcher tied for the team lead with seven quarterback pressures. The defensive line contributed to Dallas's overall team ranking of 13th (allowing 322.8 yards-per-game) and finished tenth in run defense (allowing 103.7 yards-per-game).

In molding a group that was an even mix of veterans and youngsters in 2005, Rodgers's defensive line contributed to a team sack total of 37, marking the Cowboys highest number in that category since 1997. Veterans Greg Ellis (eight sacks) and La'Roi Glover (three) were joined by rookie end Chris Canty (2.5) in pacing the team's sack leaders. Canty was the leading tackler on the defensive line (43 stops), followed by veteran nose man Jason Ferguson (42) and fellow rookie end Marcus Spears (35). The Dallas front helped the Cowboys achieve an overall defensive ranking of tenth in the NFL, allowing 300.9 yards-per-game. Glover earned his sixth Pro Bowl selection in 2005, and younger players such as Canty, Spears and end Jay Ratliff brightened the Cowboys defensive line prospects for the future.

While tutoring the Cowboys defensive tackles in 2003 and 2004, Rodgers worked with one of the NFL's best in Glover, who earned his fourth and fifth Pro Bowl trips. In 2004 Glover had the team's second-highest sack total (seven) – a figure that was his best since coming to Dallas – while finishing second on the team in pressures. Leonardo Carson lined up at the other starting tackle position and turned in career-high numbers for tackles (55) and tackles for loss (five).

In 2003, Rodgers's work with the defensive tackles helped the Cowboys defense post statistics that had not been achieved in many years as the club surrendered only 1,425 rushing yards on the season, the lowest total by a Cowboys defense since 1992. The Cowboys defensive tackles helped the club register 32 sacks, the team's highest sack total since 1999. Glover earned his fourth consecutive Pro Bowl selection after leading the team in pressures, finishing second in sacks and seventh in tackles.

Rodgers was the defensive line coach at the University of Arkansas in 2002, helping the Razorbacks to a 9-5 record, the Western Division title of the SEC, a berth against Georgia in the SEC title game and an appearance in the Music City Bowl. The Hogs defense ranked second in the SEC, 18th in the nation, against the run, and, in posting two shut-outs, finished the season ranked 26th in the nation in points allowed.

Prior to joining the staff at Arkansas, Rodgers was the defensive line coach at Middle Tennessee State for three seasons (1999-2001). He also held the duties of assistant head coach for the final two years. In his last season with the Blue Raiders, Middle Tennessee State went 8-3 and was co-champion of the Sun Belt Conference. Defensively, the school tied for first in the conference with 27 sacks, and was second in scoring.

Rodgers began his coaching career as the defensive line coach at Tennessee-Martin in 1994. After three years in that position, he added the title of assistant head coach in his final year at UT-Martin (1997). He then spent a year as the defensive line coach at Louisiana-Monroe (1998).

Rodgers was a four-year letterman at Tennessee (1988-91) and an honorable mention All-Southeastern Conference selection. As a linebacker and defensive end, he contributed to Volunteer teams that won the 1990 and 1991 SEC Championship and played in three New Year's Day bowl games – the 1990 Cotton Bowl, the 1991 Sugar Bowl and the 1992 Fiesta Bowl, winning both the Cotton and Sugar Bowl games. The 1989 Vols squad posted an 11-1 record and finished the year ranked fifth in the country.

Following his collegiate career, Rodgers signed a free agent contract with the Pittsburgh Steelers in 1992 and played with the Shreveport Pirates of the Canadian Football League in 1994. In between, he returned to Knoxville to complete his degree in political science in 1993.

Rodgers was born on June 24, 1969 in Humboldt, Tenn. and starred at Humboldt High School. He and his wife, Marcella, have a son, Kacy II (4/2/92).

Kacy Rodgers – Born June 24, 1969, Humboldt, Tenn. Linebacker/defensive end Tennessee 1988-91. Pro: Linebacker Shreveport Pirates (CFL) 1994. College coach: Tennessee-Martin 1994-97, Louisiana-Monroe 1998, Middle Tennessee State 1999-2001, Arkansas 2002. Pro coach: Dallas Cowboys 2003-06.



Ray Sherman

Wide Receivers

Fresno State

NFL: 20th Year

Cowboys: 1st Year

Ray Sherman begins his 34th year in coaching, his 20th as an NFL assistant and his first with the Dallas Cowboys this fall after spending the two previous seasons with the Tennessee Titans. No stranger to potent receiving corps, Sherman will be working with one of the most productive receiving combinations in team history in Terry Glenn and Terrell Owens. In 2006, the duo became just the second pair of wide receivers in club history to top 1,000 yards in the same season.

Despite working with a rookie quarterback in Vince Young at Tennessee last year, Sherman's top receivers (Drew Bennett and Bobby Wade) enjoyed their best single season averages for yards-per-catch (Bennett – 16.0 and Wade – 14.0), while second-year receiver Brandon Jones bettered his rookie numbers with 27 receptions for 384 yards (14.2 avg.) and four touchdowns.

In his first year with the Titans (2005), Sherman mentored a trio of rookie draft picks – Brandon Jones, Courtney Roby and Roydell Williams – along with veteran Drew Bennett in the lead receiver role. The three rookie receivers, along with rookie tight end Bo Scaife became the first quartet of rookie pass catchers to each collect at least 20 receptions since the 1968 Buffalo Bills (Max Anderson, Gary McDermott, Haven Moses, and Richard Trapp). Each of Sherman's three rookie receivers earned starting nods at some point during the season.

Before landing in Tennessee, Sherman spent five seasons (2000-04) as the wide receivers coach for the Green Bay Packers. During his run in Green Bay, Sherman helped develop a corps of young receivers – Javon Walker, Donald Driver and Robert Ferguson – into elite receivers with Driver (2002, 2006 and 2007) and Ferguson (2005) earning trips to the Pro Bowl. In 2004, Driver and Walker ranked second in the NFL for yards by a receiver combination (2,590) and Walker was third in the league with 1,382 yards with 12 touchdowns in just his third NFL season. In 2002, the Packers led the league with 29 touchdown receptions.

Prior to coaching in Green Bay, Sherman was the offensive coordinator for the Minnesota Vikings (1999) and Pittsburgh Steelers (1998).

The Vikings offense ranked third in the league in total offense and had the fifth best passing attack in the league. While with the Steelers, Sherman's offense featured a running attack that finished seventh in the league. Sherman was the quarterbacks coach (1995-97) for the Vikings before guiding the offense in Pittsburgh. Minnesota quarterback Warren Moon led the NFL in completions (377) and matched a career-high in touchdowns (33) under Sherman's tutelage. From 1996-97 Sherman oversaw the maturation of Brad Johnson into a starter as he ranked in the top-five in the league each season in passer rating. Before his first stint in Minnesota, Sherman coordinated Pete Carroll's offense in 1994 – Carroll's only season as the N.Y. Jets head coach.

Sherman spent three seasons (1991-93) with the San Francisco 49ers, first as their running backs coach (1991) then as the receivers coach (1992-93). Under Sherman's guidance, Jerry Rice had one of the best seasons of his career in 1993, recording 1,503 yards and 15 touchdowns en route to earning AP Offensive Player of the Year honors. Sherman followed Jerry Glanville to the Atlanta Falcons and spent one season (1990) as the Falcons Assistant Head Coach/Offense. He helped the Falcons finish tenth in the league in scoring and total offense after finishing in the bottom third the previous season.

Sherman made his NFL coaching debut under Glanville with the Houston Oilers as the team's running backs coach (1988). In his second season in Houston, he coached the club's receivers.

After playing wide receiver and defensive back at Fresno State, Sherman began a 14-year collegiate coaching career. He began as a graduate assistant at San Jose State (1974), then coached defensive backs at California (1975), tight ends at Michigan State (1976-77), running backs at Wake Forest (1978-80), running backs/slot backs at California (1981), running backs at Purdue (1982-85), and wide receivers at Georgia (1986-87).

Born in Berkeley, California, Sherman and his wife Yvette have two children, Erica (15) and Alana (eight). His first child, Ray II, passed away in 2003.

Ray Sherman – Born November 27, 1951, Berkeley, Calif. Wide receiver/defensive back Fresno State. College coach: San Jose State 1974, University of California 1975 and 1981, Michigan State 1976-77, Wake Forest 1978-80, Purdue 1982-85, University of Georgia 1986-87. Pro coach: Houston Oilers 1988-89, Atlanta Falcons 1990, San Francisco 49ers 1991-93, New York Jets 1994, Minnesota Vikings 1995-97 and 1999, Pittsburgh Steelers 1998, Green Bay Packers 2000-04, Tennessee Titans 2005-06. Joined the Dallas Cowboys in 2007.



Tony Sparano

Assistant Head Coach/
Offensive Line

New Haven

NFL: 9th Year

Cowboys: 5th Year

Since coming to Dallas in 2003, Tony Sparano's performance and production have enabled him to move up the Cowboys coaching ladder with the same consistency and results that his players have displayed on the field. After starting as the tight ends coach in 2003, Sparano was moved to the offensive line in 2005 where he also added the duties of running game coordinator. In the spring of 2007, Wade Phillips named Sparano the Cowboys assistant head coach.

During his tenure in Dallas, Sparano has directed four different players, at two different position groups, who have earned Pro Bowl recognition under his tutelage: tight end Jason Witten, and offensive linemen Larry Allen, Flozell Adams and Andre Gurode.

As the offensive line coach, running game coordinator and play caller in 2006, Sparano played a prominent role in one of the Cowboys' most productive and efficient offensive seasons in club history. The 425 points produced by the Dallas offense (26.6 points-per-game) in 2006, fourth in the NFL for the year. That total was also the most points by a Cowboys club since the Super Bowl season of 1995 and the fourth best scoring output by a Cowboys team since the NFL went to a 16 game schedule in 1978. Dallas was second in the NFL in 2006 in third down efficiency (48.8%), marking the club's highest rating in that category since 1980. Dallas also averaged 360.8 yards-per-game in total offense – a figure that was fifth best in the NFL in 2006 and the Cowboys best showing since the 1995 season.

With that success in 2006, Dallas sent four offensive players to the Pro Bowl – Adams, Witten, Gurode and quarterback Tony Romo – marking the team's highest number of all-star representatives on the offensive side of the ball since 1996. In addition, Romo became the Cowboys first Pro Bowl selection at the quarterback position since Troy Aikman in 1996. The 2006 season also saw the Cowboys produce two 1,000 yard receivers (Terrell Owens and Terry Glenn) and a 1,000 yard rusher (Julius Jones) for just the second time, in one season, in team history.

In 2005, the Dallas line allowed quarterback Drew Bledsoe the protection to throw for 23 touchdown passes, a figure that tied for the sixth highest single-season touchdown total in franchise history and the most since Aikman had 23 in 1992. The Dallas front also allowed Bledsoe the time to throw for 3,639 yards which was the second-best single-season yardage total ever by a Dallas quarterback. Cowboys second-year running back Jones fell just short of a 1,000-yard season (993), while rookies Marion Barber and Tyson Thompson combined to add another 720 yards on the ground.

At the time of Pro Bowl left tackle Adams's season ending knee injury in Week Six of 2005, the Cowboys were ranked seventh in total offense (373.2 yards-per-game) and led the NFL in time

of possession (34:14). The injury to Adams forced Sparano into a restructuring mode, but the club was able to finish the year ranked 13th in the NFL in total offense (325.1), and Allen closed his Cowboys career with his 10th Pro Bowl selection.

While directing the tight ends in 2004, Sparano guided second-year man Witten to a Pro Bowl season while enjoying a record breaking year. Witten established Cowboys records for receptions (87) and receiving yards (980) by a tight end while finishing the year second in the NFL in receptions and in receiving yardage for tight ends. The season ending injury to Dan Campbell in Week Three forced Witten's acceleration into the spotlight, and also forced Sparano to develop depth with youngsters Brett Pierce and Sean Ryan.

In 2003, Sparano's first season in Dallas, the Cowboys tight end corps became a dependable weapon in the team's running and passing game – helping the club improve from the 30th ranked offense in 2002 to 15th in 2003. Witten finished fifth among rookie receivers, first among rookie tight ends, with 35 receptions for 438 yards. Campbell continued his rise as one of the NFL's premier blocking tight ends while also catching 20 passes for 195 yards.

As the tight ends coach for Jacksonville in 2002, Sparano mentored Kyle Brady, who hauled in 43 passes for 461 yards and four touchdowns, the second-best numbers in each category for his career. In addition, Pete Mitchell grabbed 25 passes for 246 yards and two scores. Sparano's troops were also responsible for a Jags running game that averaged 4.6 yards-per-carry – fifth in the NFL – led by Fred Taylor's 1,314 yards.

Sparano spent the 2001 season as tight ends coach for the Washington Redskins. In 1999 and 2000, he was an assistant with Cleveland, his first season as offensive quality control coach before taking over the offensive line in 2000.

From 1994 to 1998, Sparano was the head coach at the University of New Haven, where his teams made two trips to the NCAA Division II playoffs, finishing second in 1997. He was named the New York Metropolitan Football Writers Division II Coach of the Year and was the New England Football Writers Division II/III Coach of the Year in both 1995 and 1997.

Sparano began his coaching career at New Haven in 1984, spending four seasons as the offensive line coach and recruiting coordinator. He was the offensive line coach, recruiting coordinator and academic liaison at Boston University in 1988. From 1989 to 1993, he was BU's offensive coordinator, helping the Terriers to an 11-0 mark in 1993.

Sparano was a four-year letterman and starting center at New Haven, where he also earned a degree in criminal law in 1982.

Born Oct. 7, 1961 in West Haven, Conn., Sparano was a standout offensive lineman at

Richard C. Lee H.S. He and his wife, Jeanette, have two sons, Tony (10/22/86) and Andrew (8/28/89) who are both members of the University

at Albany State University of New York football team. The Sparano's also have one daughter: Ryan Leigh (8/1/92).

Tony Sparano – Born October 7, 1961, West Haven, Conn. Center New Haven 1978-81. College coach: New Haven 1984-87, Boston University 1988-93, New Haven 1994-98 (head coach). Pro coach: Cleveland Browns 1999-2000, Washington Redskins 2001, Jacksonville Jaguars 2002, Dallas Cowboys 2003-2006.



Brian Stewart

Defensive Coordinator

Northern Arizona

NFL: 6th Year

Cowboys: 1st Year

On February 28th, Wade Phillips put the final piece of his coaching staff design in place for the Dallas Cowboys by bringing Brian Stewart to the staff after Stewart turned in a productive three year stint as the secondary coach with the San Diego Chargers. While in San Diego, Stewart worked directly under the Cowboys new head coach and became very familiar with the "Phillips 3-4" scheme.

On the way to a 14-2 record and the AFC Western division title, the 2006 Chargers ranked third in the NFL in average gain per opponents' passing play (5.36 yards), while closing the season ranked seventh in the NFL in scoring (18.9 points-per-game) and second in sacks per passing play. The San Diego secondary also provided the coverage that helped the Charger's defense lead the league in total sacks with 61.

Under Stewart's guidance in '06, cornerback Quentin Jammer tied his career-high single season performance with a team-leading four interceptions, while fellow corner Drayton Florence added three interceptions and safety Clinton Hart had another three. San Diego finished the year tenth in overall defense (301.6 yards-per-game) and 13th in the NFL in passing yardage (200.8).

While working along side Phillips for his entire tenure in San Diego, Stewart's presence on the Chargers secondary helped the club make a dramatic – and immediate – improvement in its pass defense. In the season prior to his arrival (2003), San Diego allowed 36 touchdown passes. In Stewart's first two seasons on the job (2004 and 2005), the Chargers allowed a combined total of 38 opponents scoring passes.

Stewart's first NFL coaching opportunity came with the expansion Houston Texans in 2002 where he assumed the role of assistant defensive

backs coach for two years under head coach Dom Capers. He originally found his way to the NFL through the League's Minority Coaching Fellowship Program, working at training camps with both the Seattle Seahawks and Washington Redskins.

Prior to joining the NFL, Stewart spent one season (2001) as the defensive backs coach at Syracuse University where he worked with former SU head coach and current Dallas Cowboys linebackers coach Paul Pasqualoni. The '01 Orangemen finished 10-3 and forced the second-most turnovers in the Big East Conference.

As an assistant at Missouri, from 1999-2000, he mentored two-time All-Big 12 free safety Julian Jones, who led the conference in 1999 with six interceptions. Stewart coached defensive backs for San Jose State University from 1997-98, and the 1998 Spartans recorded 20 interceptions. In 1996, he served as a defensive graduate assistant at Missouri. Stewart also coached tight ends and special teams at Northern Arizona University in 1995.

He began his collegiate coaching career as an offensive assistant at Cal Poly San Luis Obispo, working with the wide receivers in 1993 and the running backs in 1994.

Stewart played both cornerback and free safety in college. He began his collegiate career at Northern Arizona University, then transferred to Santa Monica City College for two seasons before graduating from Northern Arizona with a degree in criminal justice.

Stewart was born on December 4, 1964 in La Puente, Calif., where he attended Nogales High School. He and his wife, Kimberly, have one daughter, Leila (9/11/01).

Brian Stewart – Born December 4, 1964, La Puente, Calif. Cornerback/free safety Northern Arizona University and Santa Monica City College. College coach: Cal Poly-San Luis Obispo 1993-94, Northern Arizona University 1995, University of Missouri 1996 and 1999-2000, San Jose State University 1997-98, Syracuse University 2001. Pro coach: Houston Texans 2002-03, San Diego Chargers 2004-06, joined Dallas Cowboys in 2007.



Wade Wilson

Quarterbacks

East Texas State

NFL: 7th Year

Cowboys: 4th Year

Wade Wilson returns to the Dallas Cowboys organization as the quarterbacks coach after spending the previous three seasons with the Chicago Bears in the same capacity. A native Texan with football roots that go back to his high school and collegiate career as a quarterback, Wilson will handle the responsibility of nurturing another promising young quarterback prospect in Tony Romo. Wilson is recognized around the NFL as a solid teacher of young quarterbacks.

In 2006, Wilson's guidance helped steer fourth year quarterback Rex Grossman in leading the Bears to an NFC title and a berth in the Super Bowl. Prior to the season, Grossman had started just seven games in three injury riddled years. Grossman threw 23 touchdown passes in his first full year as a starter, while directing Chicago to a 13-3 regular season record.

Through Wilson's first two seasons in Chicago (2004-05), rookie quarterbacks started 20 of the team's 32 regular season games while posting a 13-7 record. Under Wilson in 2005, rookie Kyle Orton was named the Bears starter late in the preseason. Orton went on to win nine of his first 12 starts in '05 and finished the year with 10 wins – the most for a rookie drafted in the fourth round or later since the common draft was instituted in 1967. His 10 wins were also the second-best for a rookie passer during that span, behind Ben Roethlisberger in 2004. His eight-game win streak was also the second-longest by a rookie passer in the NFL dating back to 1970.

Wilson's first season in Chicago (2004), was marked by four starting quarterbacks starting at least three games. Grossman began the season as the starter, but was lost for the year due to injury. Veteran Jonathan Quinn was called for the next three starts, but rookie Craig Krenzel was installed as the starter for three games before an injury sidelined him for the season. Chad Hutchinson started the last five games. This marked the second time in Wilson's career he had to prep four different quarterbacks in a season.

Wilson made his coaching debut in Dallas in 2000 after 19 years as an NFL quarterback including three years with Dallas (1995-97). Along with his playing experience, Wilson has overseen two of the most tumultuous seasons in Dallas quarterback history, coaching six different starting quarterbacks in his 32 games as the club's quarterback coach.

Wilson was forced to call on all his knowledge and experience as he helped prepare four different starting quarterbacks for action during the 2001 season. It was the first time in club history four different players started at quarterback for Dallas in the same season. The Cowboys opened the season with a rookie quarterback for just the third time in franchise history when Quincy Carter took the field against Tampa Bay. That game

began the Cowboys quarterback carousel, as injuries forced Carter from the lineup for eight of the next nine games. During that span, Anthony Wright earned three starts – including a win at Washington – Clint Stoerner led the club in two games – including a win over Arizona – and Ryan Leaf took the helm for three games in November. Carter returned to the lineup in December and guided the Cowboys to three wins in their final six games.

Wilson's first year on the job was just as hectic as four different quarterbacks saw action during the season, the first time in club history four different players saw action at quarterback in the same season. Troy Aikman started 11 games but was forced to miss five starts and parts of three other games with injuries. Randall Cunningham relieved Aikman on two occasions and started three other games in his place. Cunningham's start at Washington (9/18) produced a 27-21 win for Dallas and gave Dave Campo his first win as a head coach and Wilson his first as an assistant. Stoerner, in his rookie year, saw action in one game early in the year in place of Cunningham before giving way to newcomer Wright. Wright earned the starting nod in the final two games of the season against the N.Y. Giants (12/17) and Tennessee Titans (12/25).

A former Pro Bowler, Wilson joined the coaching ranks after a 19-year playing career. Only four other players in NFL history have played more seasons than Wilson. He was originally an eighth-round draft choice (210th overall) of the Minnesota Vikings in 1981 and led them to three playoff appearances, including the 1987 NFC Championship Game, during his 11 years with the team. He also spent time with the Atlanta Falcons (1992), New Orleans Saints (1993-94), Dallas Cowboys (1995-97) and Oakland Raiders (1998-99). He served as Aikman's backup on the Cowboys Super Bowl XXX championship team in 1995.

Wilson completed his career with a 75.6 quarterback rating on 1,391-of-2,428 passing for 17,283 yards. His best statistical year was 1988 when he led the NFC with a 91.5 quarterback rating and completed 204-of-332 passes (61.4%) for 2,746 yards, 15 touchdowns and nine interceptions. His 61.4% completion rate led the NFL that season. During his three years in Dallas, Wilson threw for 585 yards, one touchdown and four interceptions on 58-of-96 passing for a 63.9 rating. He earned one start (at Washington, 12/22/96) in his three-year stay in Dallas.

He was a four-year letterman and three-year starter at East Texas State University, where he earned NAIA All-America and Lone Star Conference MVP honors as a senior while leading the conference in passing and total offense. He completed 338-of-668 passes for 4,414 yards and 32 touchdowns during his four years with the

Lions. He played high school football at near-by Commerce, TX. High School.

Charles Wade Wilson was born on February 1, 1959 in Commerce, Texas. He majored in busi-

ness management at ETSU, and he has his real estate license and his SEC-series seven registration. Wilson has four children; Travis Wade, Hayden, and twins Coleton and Sophie.

Wade Wilson – Born February 1, 1959, Commerce, Texas. Quarterback East Texas State 1977-80. Pro: Quarterback Minnesota 1981-91, Atlanta 1992, New Orleans 1993-94, Dallas 1995-97, Oakland 1998-99. Pro coach: Dallas Cowboys 2000-02, Chicago Bears, 2004-06. Rejoined Dallas in 2007.



Attendees of the 2006 Dallas Cowboys Coaches Clinic listen in as Cowboys Owner, President and General Manager Jerry Jones shares his insight into the importance of developing young football players. He encourages the coaches to continue their endeavor of preparing the young athletes of the future and commends them on their dedication.



Jeff Ireland

Vice President of
College and Pro Scouting

Jeff Ireland enters into his third season as the Cowboys Vice President of College and Pro Scouting after spending the previous 11 years as an NFL scout. Ireland is responsible for coordinating and managing the college and pro personnel departments for the Cowboys. He oversees all scouting efforts related to the NFL Draft, free agency, the Canadian Football League, NFL Europe, AFL, as well as all personnel with the other 31 NFL teams. Ireland works closely with Jerry Jones, Stephen Jones, Wade Phillips and the entire coaching staff in determining the team's personnel needs and desires.

In his third draft as the Cowboys top scout, Ireland helped the organization address the needs on both sides of the ball, landing a talented pass rusher in Anthony Spencer in the first round and offensive tackle James Marten in the third. His work also helped secure an extra first round selection in 2008 from a trade with the Cleveland Browns.

In his second draft, Ireland was able to help the Cowboys select outside linebacker Bobby Carpenter, tight end Anthony Fasano, defensive end Jason Hatcher and safety Pat Watkins, all of whom played a key role in their first professional season.

Ireland's first draft in 2005 came only a few months after being elevated to his current position. It turned out to be a very productive selection process as the Cowboys landed five players who would start for Dallas as rookies. First round pick DeMarcus Ware, who tied for the team lead

in sacks as a rookie and was selected to his first Pro Bowl following his second season (2006), was taken with the 10th pick in the draft. He was followed by defensive end Marcus Spears, running back Marion Barber, defensive end Chris Canty and tackle Rob Pettiti – who started 16 games in 2005 at right tackle as a sixth round selection.

Prior to his promotion, Ireland had served as the Cowboys national scout since 2001, evaluating all of the top tiered collegiate prospects in the country. From 1997-2000 he was an area scout for Kansas City, helping the Chiefs draft players like Dante Hall in the fifth round and Greg Wesley in the third round. Ireland started evaluating talent as an area scout for the National Football Scouting combine from 1994-96.

Before becoming a full-time scout, Ireland helped coach special teams at the University of North Texas from 1992-1993. He was a four-year starter as a place-kicker at Baylor University from 1988-91, finishing his collegiate career third on the all time scoring list with 213 points. His 45 career field goals, which include a 58-yard effort against Rice in 1991, established a school record for field goals made.

Ireland, an Abilene, Texas native, is the stepson of Kansas City Chiefs Hall of Fame linebacker/center E.J. Holub and the grandson of the former Philadelphia Eagles player and longtime Chicago Bears personnel man Jim Parmer. Ireland and wife Rachel have three daughters, twins Haley and Hannah, Annie, and a son, Riley.



Tom Ciskowski

Assistant Director of
College Scouting

Tom Ciskowski, who originally joined the Cowboys scouting department in 1992, is in his seventh season as the club's Assistant Director of College Scouting. From this position, Ciskowski observes first-hand the top college prospects in the land and also helps organize the club's entire college scouting operation. In his first season with the Cowboys, he served as a scout administered by the BLESTO Scouting Combine. Ciskowski became an area scout in 1993, working in the west for five years before moving to the southeast from 1998-2000.

Before becoming a scout, Ciskowski spent 15 years in the coaching ranks, the first two (1977-

78) as an assistant at Pawhuska, Okla., High School. In 1979, he moved into the college coaching ranks, becoming the defensive backfield coach at East Central University in Ada, Okla. While at ECU, he earned his masters degree in athletic administration. The following year, he moved to Arizona State University, working with the defensive line as a graduate assistant for the 1980-81 seasons.

In 1982, Ciskowski moved to Oklahoma State, joining the staff as an assistant to former Dallas offensive line coach Tony Wise, before becoming the offensive line and tight-end coach at Wichita State in 1984. After that season, Ciskowski joined

the University of Miami as a volunteer assistant, working with former Dallas defensive coordinator Butch Davis and the defensive line.

From 1986-89, Ciskowski worked with the offensive and defensive lines, first at New Mexico State for two seasons, and then at UNLV for two more. Before coming to Dallas, he coached the defensive line at College of the Sequoias in Visalia, Calif., from 1990-91. Thirteen of the team's

players went on from the junior college to play Division I football in 1992.

A native of Medford, Okla., Ciskowski attended Medford High School and earned his bachelor's degree from Cameron University, where he also played football. He and wife Jan live in Coppell, Texas, with sons, Jeremy and Joshua, and daughter Julianna.



Chris Hall

College Scouting
Coordinator

Chris Hall enters his 18th season with the Cowboys, currently serving as the club's college scouting coordinator, a position he assumed in 2001. In that capacity, he is charged with the day-to-day operation and organization of the scouting department, including the creation and sorting of player information for the NFL Draft, maintaining the college scouting database and organizing the post-draft free agent signing period. He has also assisted the National Scouting Service for the last 14 years in the operation and execution of the NFL Scouting Combine in Indianapolis, Ind.

Hall originally joined the Cowboys scouting department in 1990 as a scouting assistant, where he was responsible for processing player reports, organizing film and working closely with the college scouts in managing and scheduling projects. Prior to joining the Cowboys, Hall worked in the athletic offices at Southern Methodist University.

Hall graduated from Southern Methodist in 1990 with a degree in advertising. He currently resides in Coppell, Texas, with his wife, Susan, and two daughters, Izabella and Victoria.



Mike Murphy

National Scout

Mike Murphy joined the Dallas Cowboys scouting department in 2005 as a national scout, following the promotion of Jeff Ireland to Vice President of College and Pro Scouting. Murphy served as the midwest area scout for the Seattle Seahawks for five years (2000-04) before joining the Cowboys. He spent four years (1996-99) as a pro personnel assistant in the Kansas City Chiefs scouting department prior to joining the Seahawks.

Murphy spent seven years as a coach before making the transition to full-time personnel evaluator. His last coaching stop was as the linebackers and special teams coach of the CFL's Ottawa Rough Riders (1995-96). He spent two years as

the offensive coordinator at Bethel, Tenn., College (1993-94) after coaching the linebackers and special teams at Arizona Western (1992). He began his coaching career as an assistant at Iowa State in 1990.

Prior to his coaching career, the Vancouver, British Columbia native assisted in the personnel department of the CFL's Winnipeg Blue Bombers, where his father, Cal, was the General Manager and Head Coach.

Murphy, born Dec. 29, 1964, received his Bachelor's of Science degree from William Jewell College (1990) and his Master's of Art degree from Iowa State University (1995).



Drew Fabianich

Midwest Area Scout



Drew Fabianich (pronounced FAY-bee-on-itch) joined the Cowboys Scouting Department in 2003 as a scout administered by the BLESTO Scouting Combine. He became the Cowboys Midwest area scout in 2004.

Prior to joining the Cowboys, Fabianich spent 17 years as a high school and college coach. Most recently, he spent two seasons as the defensive coordinator/linebackers coach at W.T. White High School in Dallas, Texas (1999-2001). From 1996-99, he was the defensive coordinator/linebackers coach at Northeast Louisiana University. Prior to that, he was the defensive coordinator/linebackers coach at the University of Tennessee-Martin (1993-1996). He was on the same staff at Tennessee-Martin with Cowboys assistant coach Kacy Rodgers.

Fabianich served as the defensive ends/special teams defense coach from 1991-1993 at the University of Tennessee. In 1989, he worked as a

graduate assistant/defensive ends and special teams defense coach at Baylor. He started his coaching career in 1984 at Mesa State College and spent five seasons there as a quarterbacks and receivers coach/passing game coordinator.

Fabianich lettered as a quarterback at Mesa State College and participated in the 1982 NAIA National Championship Game before a spinal injury in 1983 ended his career. A two-year starter at Longmont, Colo., High School, Fabianich passed for over 2,500 yards and participated in the Colorado high school all-star game.

He graduated with a degree in kinesiology from Mesa State College in Colorado in 1988 and went on to Baylor University to work on his master's degree in sports administration. Fabianich was born on April 12, 1964 in Massillon, Ohio. He has two children, Ashleigh and Dominic. He and his wife, the former Christina Rincken, were married on May 7, 2005.



Walter Juliff

Southeast Area Scout



Walter Juliff, entering his 22nd season as an NFL scout, has been the Cowboys southeast area scout since 2001. He served as Assistant Director of College and Pro Scouting for the club from 1995-2000 after spending the previous eight years as a national and area scout. He was also responsible for signing college free agents from 1992-2000.

Before becoming a full-time scout, Juliff spent two seasons as a graduate assistant at the University of Texas. He was also an assistant with the Kerrville Tivy football and track teams in 1980, the Abilene Cooper High School football and baseball teams in 1981 and the Houston-Kingwood High School football and baseball

teams in 1982.

Juliff began his coaching career as a graduate assistant at Angelo State, where he spent two seasons. In 1978 the Rams went undefeated and won the NAIA national championship, then lost in the national semifinals the next year. A native of San Angelo, Texas (6/22/56), Juliff starred in football and as a hurdler in track at Central High School.

Juliff, who lives in Austin, Texas, earned his bachelor's degree from Angelo State University, where he also ran track, and his M.B.A. from Texas. He and former Cowboys quarterback Jerry Rhome are cousins.



Mitch LaPoint

West Area Scout

Mitch LaPoint joined the Cowboys college scouting department in 2005 and served as the team's west area scout. LaPoint spent the previous seven years (1998-2004) working in the Kansas City Chiefs player personnel department. From 2002-04, he served as the club's midwest area scout and football operations coordinator. As part of his operations responsibilities, he coordinated the Chiefs training camp at the University

of Wisconsin – River Falls.

From 1999-2001, LaPoint was an assistant in the scouting department, a position he was promoted to after spending 1998 as an intern.

The Lawrence, Kan., native received his bachelor's degree in sports management from the University of Kansas in 1998. LaPoint, born Feb. 25, 1976, and his wife Jenny were married June 30, 2007, and reside in Flower Mound.



Henry Sroka

Southwest Area Scout

Henry Sroka joined the Cowboys in 1999 after 18 years as a college coach and served as their southwest area scout the past two seasons. In 2003, he became the club's midwest area scout after four years of working for Dallas as a scout administered by the BLESTO Scouting Combine. Sroka first gained NFL experience during a coaching fellowship with the Detroit Lions during training camps in 1991-94.

Prior to joining the Cowboys, Sroka spent the 1998 season as defensive backs coach at the University of Redlands. From 1988-97, he coached running backs under former Dallas scout Jim Hess at New Mexico State University and was part of the school's first winning season in 14 years when the team posted a 6-5 mark in 1992. Prior to that, Sroka was the strength and

conditioning coach, kicking coach and defensive backs coach at Wichita State University from 1985-87. He served as a graduate assistant coach at Arizona State from 1981-85, where he worked with the Sun Devils kickers and running backs.

Sroka graduated from St. Mary's College in California in 1978 and went on to earn a masters degree from Arizona State. He was a running back and kicker for St. Mary's, where he was awarded the Albert Rahill Award for team loyalty. Prior to playing for St. Mary's, Sroka was a running back and kicker for the College of San Mateo.

He was born Oct 11, 1953 in Mexico City, Mexico. Sroka and his wife, Linn, are the parents of daughter Maria del Pilar and sons Dominic and Mikael.



John Wojciechowski

Northeast Area Scout

John Wojciechowski joined the Cowboys scouting department in 2003 and serves as the team's northeast area scout. Prior to coming to Dallas, Wojciechowski spent five years scouting for the Jacksonville Jaguars, joining their staff as the southeast regional scout for the BLESTO scouting organization. Wojciechowski was pro-

moted by the Jaguars to midwest area scout in 2001.

Before becoming a full time scout, Wojciechowski served as a player personnel assistant for the Pittsburgh Steelers from 1996-98. In Pittsburgh, he evaluated both college and pro talent and did quality control work for the spe-

cial teams units.

Wojciechowski was an All-Conference defensive end and a first-team All-America non-scholarship Division I-AA player at Duquesne from 1992-95. He was on teams that won a conference championship and a bowl game during his time

with the Dukes. He also played baseball at Duquesne.

Wojciechowski received a degree in business administration at Duquesne. He was born Jan. 4, 1974 in Pittsburgh, where he currently resides with his wife Tami.



Brian Gaine



Assistant Director of Pro Scouting

Brian Gaine enters his 11th season in the NFL, ninth in scouting and third with the Cowboys. The Dallas Cowboys hired Gaine as the club's Assistant Director of Pro Scouting in 2005, and he works closely under Vice President of Pro and College Scouting, Jeff Ireland. He contributes to the Cowboys player acquisition process by managing pro scouting operations and evaluating players and rosters from the NFL and all other levels of professional football. Additional responsibilities include advance scouting, free agency preparation, tracking of player movement and directing the development of the Cowboys pro scouting database.

Gaine came to Dallas after six years in the N.Y. Jets scouting department, including serving as the Assistant Director of Pro Scouting in 2004. Prior to his promotion, he functioned as a pro scout for the Jets from 2001-2003. In 2000 he was the Jets manager of pro player development/NFC where his duties included scouting

and tracking players in other professional leagues such as NFL Europe, the CFL and the AFL as well as advance scouting. He began his personnel career as a member of the Jets college scouting department in 1999.

Prior to joining the Jets in a front office capacity, he served as a member of the team's practice squad in 1996 and was a member of the N.Y. Giants practice squad in 1997. He went to training camp with the Kansas City Chiefs in 1998 but was waived prior to the start of the season.

Gaine was a four-year standout tight end at the University of Maine, serving as team captain as a senior. He earned a bachelor's of science in public administration at Maine.

Gaine was a standout performer at Don Bosco Prep High School in Ramsey, N.J. Raised in Pearl River, N.Y., Gaine, 34, was born in Manhattan. He and his wife, Tricia, have a daughter - Kelsey.



Sam Garza



Pro Scout

After nine years in the coaching realm, Sam Garza entered the personnel arena as a pro scout with the Cowboys in 2005. He works closely with Assistant Director of Pro Scouting Brian Gaine, in evaluating players around the NFL and NFL Europe, as well as the Canadian Football League and the Arena Football League.

Garza came to Dallas after serving as the running backs and quarterbacks coach for the Saskatchewan Roughriders of the CFL in 2004. Prior to returning to Canada, he was the quarterbacks coach at the University of Texas - El Paso for four years (2000-2003). In 1998 Garza was the receivers coach for Saskatchewan before being promoted to quarterbacks/receivers coach in 1999. He began his coaching career at his alma mater as UTEP's defensive graduate assistant in 1996 before moving to wide receivers coach in 1997.

Garza was an eighth round draft choice of the Seattle Seahawks in 1987 as a quarterback, but actually spent the season with the St. Louis Cardinals, seeing action in two games. He then spent seven years playing in the CFL - six with Winnipeg (1989-94) and one with Ottawa (1995).

Collegiately, Garza was one of the most prolific passers in UTEP history, where he still ranks first in completions (483) and completion percentage (59.6%), second in attempts (812) and passing yards (6,164) and tied for fourth in touchdown passes (32) on all-time Miner passing charts.

A native of Corpus Christi, Texas, Garza (7/10/65) received his bachelor's degree in kinesiology from UTEP in 1995. He and his wife Barbara have three sons - Callen, Shane and Jack - and a daughter - Hailey.



Will McClay

Pro Scout

Will McClay is in his fifth season working in the Cowboys Pro Personnel Department, where he spends the summer and fall evaluating players on other NFL rosters, as well as players in the Arena Football League.

McClay is also the head coach of the Cowboys AFL team – the Dallas Desperados – a position he has held for the past four seasons (2004-07). In 2006 the Desperados finished with the league's best record at 13-3 and as the Eastern Division Champions before losing in the National Conference Championship game. After a successful 2006 season, McClay was named the AFL's Coach of the Year. In 2002-03, he served as the Desperados defensive coordinator.

Prior to joining the Cowboys and Desperados, McClay was the Assistant Director of Pro Scouting for the Jacksonville Jaguars. In his one season (2001) with the Jaguars, he was charged with scouting NFL teams Jacksonville did not play and advance scouting work. Before joining the Jaguars, he served as the Player Personnel Director of the XFL's Orlando Rage, as well as a consultant and scout, in the spring of 2001. The Rage finished the season 8-2 before falling in the first round of the playoffs.

Prior to moving into the personnel side of professional football, McClay spent 11 seasons in the AFL as a player and coach. He served as defensive coordinator and Director of Player Personnel for the Grand Rapids Rampage in 1998. He added the title of assistant head coach in 1999, when the Rampage improved to an 8-6 record after posting a 3-11 campaign the previous season. In 1997, he was the defensive coordinator and Director of Player Personnel for the Anaheim Piranhas after serving as the defensive coordinator for the Milwaukee Mustangs in 1995 and the Florida Bobcats in 1996. McClay was the secondary and special teams coach of the Detroit Drive in 1993, helping the team reach the ArenaBowl. From 1989-92, he was a wide receiver/defensive back for the Drive, helping lead them to three ArenaBowl titles in four appearances.

McClay was a four-year letterman and team captain as a defensive back at Rice University (1985-88), starting every game of his collegiate career. He graduated in 1990 with a degree in political science. McClay was born Oct. 13, 1966 in Memphis, Tenn. He and his wife, Kim, have two sons, Bailey and Gabriel.



Jim Maurer

Head Athletic Trainer

Jim Maurer is entering his 17th season as a Dallas Cowboys athletic trainer, serving the last 12 years as the club's head athletic trainer.

Maurer took over responsibility of the athletic training department in 1996 after serving as a Cowboys assistant athletic trainer for six years. He served as a graduate assistant with Dallas for two seasons prior to being hired full-time in 1990.

Maurer was elected to the Professional Football Athletic Trainers Society (PFATS) Executive Board as the NFC head athletic trainer representative in 1999. He was re-elected to the same position for a fourth term in 2007. Following the 2002 season, Maurer and his staff were recognized as the NFL athletic training staff of the

year by their peers. Named in honor of Ed Block – a former Baltimore Colts head athletic trainer – the award is given annually to the athletic training staff that exemplifies courage, compassion, commitment and community.

A Dallas native (3/8/65), Maurer earned a degree in physical education in 1988 from Southern Methodist University, where he worked with the football and swim teams.

Maurer worked as a summer assistant with the Kansas City Chiefs in 1987, after spending the summer of 1986 with the Cowboys in the same capacity.

Maurer and his wife, Rosanne, live in Dallas, Texas, with their sons, Nicholas and Benjamin.



Britt Brown

Associate Athletic Trainer

Britt Brown enters his 15th year as an athletic trainer in the NFL and his 12th as a member of the Cowboys athletic training staff. Brown supervises the Cowboys medical rehabilitation program and assists with treatment programs.

In 2006 his rehabilitation program was instrumental in the return of offensive lineman Flozell Adams and linebacker Kevin Burnett. Adams and Burnett both returned from ACL reconstruction to play all of the 2006 season while Adams earned a trip to the Pro Bowl.

Prior coming to Dallas, Brown spent four years (1992-95) with the Miami Dolphins as an assistant athletic trainer. Brown currently serves as the Program Coordinator for the NFL/Professional Football Athletic Trainers Society (PFATS) Ethnic Minority Scholarship. Following the 2002 season, Brown and the Cowboys athletic training staff were recognized as the NFL athletic training staff of the year by their peers. Named in honor of Ed Block – a former Baltimore Colts head athletic trainer – the

award is given annually to the athletic training staff that exemplifies courage, compassion, commitment and community.

Before joining the Dolphins, Brown was the head basketball athletic trainer and assistant football athletic trainer at Southern Methodist University from 1989-92, where he also coordinated travel for the Mustang basketball team. While earning a degree in secondary education/biology with an emphasis in athletic training (1982-87) and a master's degree in physical education/exercise physiology (1988-89) from Texas Christian University, he worked with the Horned Frogs football and baseball teams as a student athletic trainer. Brown worked as a part-time assistant athletic trainer for the Cowboys in 1986 and 1987 while attending TCU.

A native of Lampasas, Texas (7/6/64), the fastest growing county in Texas, Brown and his wife, Laura, live in Double Oak, Texas, with their son, Chase, and daughters, Sydney and Payton.



Greg Gaither

Assistant Athletic Trainer

Greg Gaither enters his sixth season as a full-time member of the Cowboys athletic training staff after originally serving a two-year stint with the club as a graduate assistant (1997-98). He assists with coordinating player rehabilitation and treatment programs while overseeing all medical records.

Following the 2002 season, Gaither and the rest of the Cowboys athletic training staff were recognized as the NFL athletic training staff of the year by their peers. Named in honor of Ed Block – a former Baltimore Colts head athletic trainer – the award is given annually to the athletic training staff that exemplifies courage, compassion, com-

mitment and community.

Gaither returned to the Cowboys after two years on the athletic training staff at Kansas State University. He originally joined the Wildcats in the summer of 1999 as a graduate assistant working in both football and baseball. In 2000 he was promoted to a full-time role as assistant athletic trainer.

A native of Dallas, Texas (10/22/73), Gaither graduated from Southern Methodist University with a bachelor's degree, and received his master's degree from Kansas State University. Gaither and his wife, Leah, reside in Dallas, Texas, with their son, Grayson.



Robert Blackwell

Video Director

Robert Blackwell is entering his 26th year in the Cowboys video department, his 18th as the team's video director. In charge of taping and editing Cowboys practices and games, Blackwell is also responsible for editing opponents' tapes. He oversaw the change from videotape to digital imaging for Dallas's coaching staff in 2000. In his role with the club, Blackwell is responsible for entering and coordinating opponent and Cowboys offensive and defensive game data. He

also builds and distributes opponents scouting reports and video breakdowns.

A native of Garland, Texas (12/1/50), Blackwell earned his degree in communications from Stephen F. Austin, and later shot game films for Southern Methodist University's basketball and football teams (1979-84).

He and wife Diana have two children, Nathaniel and Lora Ann.



Stephen Gagliardino

Assistant Video Director

Stephen Gagliardino became the club's assistant video director in the spring of 2003 after spending the 2002 season as the department's graduate assistant. He is responsible for shooting team practices and games, as well as logging and digitizing game files for the coaching staff.

Gagliardino joined the Cowboys after spending the 2001-02 seasons in NFL Europe, where he handled the coaching video for the Scottish Claymores. He began his NFL career in 1995 as

a ball boy with the Philadelphia Eagles when he was 16 years old, working training camp and game days at Veterans Stadium. He did that for four seasons before moving over to the Eagles video department in 1999, where he worked full-time as an intern for three seasons (1999-2001) while finishing college and working in NFL Europe.

A native of Newark, Del., Gagliardino (11/10/78) graduated with a bachelor's degree in communications.



Mike McCord

Equipment Manager

Mike McCord enters his 18th season with the Cowboys, his 16th in the equipment department and his 14th as the equipment manager.

McCord originally joined the Cowboys in 1989 as the assistant ticket manager, spending two years in that capacity before moving to the football operations department in 1991. Before coming to Dallas, McCord spent two-and-a-half years with the University of Texas athletic department, one-and-a-half years as a part-time student

assistant before receiving his B.B.A. and then one year as a full-time intern.

A native of Clovis, N.M. (11/6/64), McCord graduated from Roosevelt High School in San Antonio, Texas, and spent two years attending Southwest Texas State before transferring to the University of Texas. He and his wife, Jan, live in Flower Mound, Texas, with their daughter, Megan, and son, Brock.



Bucky Buchanan

Assistant Equipment Manager

William Andrew "Bucky" Buchanan is entering his 13th year as the Cowboys assistant equipment manager. Buchanan officially joined the Cowboys in 1994 after spending many weekends and summers in the equipment room helping his father, "Buck" Buchanan, the Cowboys equipment manager from 1973-93.

Before coming to the Cowboys, Buchanan spent one-and-a-half years with Willis Medical in Richardson, Texas, and 10 years with the Skaggs Alpha Beta grocery store chain.

A native of Plano, Texas, Buchanan (6/9/61) graduated from Plano High School. He and his wife, Amy, have two sons – Thomas II and Brett.



Mike Kurowski

Assistant Equipment Manager

Mike Kurowski joined the Cowboys equipment staff in 2001. Kurowski came to Dallas after serving as an equipment manager for the Las Vegas Outlaws of the XFL in the spring of 2001. Prior to his work in the pro ranks, he spent three years (1997-2000) as an equipment manager for the Oklahoma State University football team.

Kurowski interned with the Miami Dolphins at their 1999 training camp while still in school.

A native of Dallas, Texas, Kurowski (9/2/77) graduated from Oklahoma State with a degree in marketing. Kurowski and his wife, Valerie, were married July 1, 2006, and reside in Frisco, Texas.



Tony Ollison

Assistant Strength and Conditioning

Tony Ollison, in his eighth year with the Cowboys strength and conditioning department, joined the club in the spring of 2000. He works closely with strength coach Joe Juraszek implementing player workout programs. In the Cowboys offseason, Ollison heads up the strength and conditioning program for the Dallas Desperados of the Arena Football League.

Ollison was the assistant strength and conditioning coach at the University of Arkansas from 1998 until coming to Dallas. He started his career in the weight room as a volunteer at Arkansas in 1993. He was a graduate assistant in the University of Tennessee weight room in 1994

before serving as the Volunteers assistant strength and conditioning coach from 1995-97 while finishing his master's in sports administration.

Ollison played defensive end for Arkansas (1986-90), totaling 63 career tackles despite missing all but one game his senior season. He played on two Southwest Conference championship teams while earning his degree in communications. He signed as a free agent with the Indianapolis Colts in 1991 and was drafted by the San Antonio Riders of the World League in 1992.

Ollison and his wife, Sherry, have two sons, Kobe and Kasey and a daughter, Sydney.

The Dallas Cowboys – A Championship Tradition

SUPER BOWL CHAMPIONSHIPS

DALLAS COWBOYS	5
Pittsburgh Steelers	5
San Francisco 49ers.....	5
New England Patriots.....	3
Oakland Raiders.....	3
Washington Redskins.....	3

SUPER BOWL APPEARANCES

DALLAS COWBOYS	8
Denver Broncos	6
Pittsburgh Steelers	6
Miami Dolphins.....	5
Washington Redskins.....	5
San Francisco 49ers.....	5
Oakland Raiders.....	5
New England Patriots.....	5

POST SEASON VICTORIES

DALLAS COWBOYS	32
Pittsburgh Steelers	28
Oakland Raiders.....	25
San Francisco 49ers.....	25
Green Bay Packers.....	24

POST SEASON APPEARANCES

DALLAS COWBOYS	28
New York Giants	28
Cleveland/LA/	
St. Louis Rams.....	27
Cleveland Browns.....	24
Minnesota Vikings.....	24
Chicago Bears.....	24

POST SEASON GAMES

DALLAS COWBOYS	55
Pittsburgh Steelers.....	46
Cle./L.A./St. Louis Rams.....	43
Oakland/L.A. Raiders.....	43
San Francisco 49ers.....	42
Minnesota Vikings.....	42

MOST CONSECUTIVE SEASONS PARTICIPATING IN POST SEASON

DALLAS COWBOYS (1975-83) ..	9
DALLAS COWBOYS (1966-73) ..	8
Pittsburgh Steelers (1972-79).....	8
Los Angeles Rams (1973-1980).....	8
San Francisco 49ers (1983-1990)....	8

CONSECUTIVE WINNING SEASONS

DALLAS COWBOYS (1966-85) ..	20
Oakland Raiders (1965-80).....	16
San Francisco 49ers (1983-98).....	16
Chicago Bears (1930-44).....	15
Green Bay Packers (1934-47).....	14

30 Seasons of .500-or-better	28 Post Season Appearances	23 Division Titles	13 NFL/NFC Championship Game Finalist	8 NFC Championships	5 Super Bowl Championships
1966	1966	1966	1966		
1967	1967	1967	1967		
1968	1968	1968			
1969	1969	1969			
1970	1970	1970	1970	1970	
1971	1971	1971	1971	1971	1971
1972	1972	1972			
1973	1973	1973	1973		
1974					
1975	1975	1975	1975	1975	
1976	1976	1976			
1977	1977	1977	1977	1977	1977
1978	1978	1978	1978	1978	
1979	1979	1979			
1980	1980	1980			
1981	1981	1981	1981		
1982	1982	1982			
1983	1983				
1984					
1985	1985	1985			
1991	1991				
1992	1992	1992	1992	1992	1992
1993	1993	1993	1993	1993	1993
1994	1994	1994	1994		
1995	1995	1995	1995	1995	1995
1996	1996	1996			
1998	1998	1998			
1999	1999				
2003	2003				
2006	2006				



SBVI



SBXII



SBXXVII



SBXXVIII



SBXXX

**THE
PLAYERS**





76

Flozell Adams

Tackle
D-2 for '98
(38th overall)

6'7"

340

05/18/75

Michigan State

NFL: 10th Year

Cowboys: 10th Year

PRO: After missing the final 10 games of the 2005 season with a torn right anterior cruciate ligament, Adams regained his place among the top offensive tackles in the NFL last year by earning his third career Pro Bowl selection. The selection was particularly impressive considering the extensive rehabilitation process required after knee surgery. His perseverance prompted his teammates to select him as last year's winner of the Ed Block Courage Award. Adams has made the Pro Bowl in each of the last three seasons in which he has been healthy for the entire year: 2003, 2004 and 2006. He is one of four tackles in club history who has made three or more Pro Bowls, along with Rayfield Wright (six selections), Pat Donovan (four) and Erik Williams (four). Adams injured his knee in a win over the N.Y. Giants on October 16, 2005, and underwent surgery on October 25. His return in 2006 helped the Cowboys offense enjoy one of the most productive seasons in club history. A picture of durability throughout his career, he started all 16 games at left tackle in 2006. Before the injury, Adams made 107 straight starts, including 102 at left tackle and five at right guard. The streak, which began in 1999, was the longest active streak on the club and, at the time of his injury, the 12th-longest active streak in the NFL. Before last season, Adams was the only Cowboys offensive lineman to start and finish all 16 games at the same position in each of the previous three seasons (2002-2004). He is also an imposing figure on the Cowboys field goal/PAT defensive units, with seven blocked kicks in his career (three field goals and a club-record four extra points). In 2003, Adams led the NFL with a club record-tying three blocked kicks, with all three coming on extra points. Adams's effectiveness as an offensive lineman is evident in the club's rushing production. A Dallas back has rushed for over 100 yards 37 times in Adams's 130 career starts. During the first five years of his career, Adams opened holes for the NFL's all-time leading rusher, Emmitt Smith, who rushed for 5,928 yards – the fifth-most in the NFL from 1998-2002. His presence in the lineup will play a major role in the Cowboys success on offense in 2007.

2006: Adams returned from season-ending right knee ACL surgery and made his third Pro Bowl in four seasons. He was named an injury replacement for the Saints Jammal Brown. Adams played a prominent role in one of the Cowboys most productive and efficient offensive seasons in club history. The Cowboys scored 425 points (26.6 per-game), the fourth-most in the NFL and the most by the Cowboys since the Super Bowl season of 1995. It was also the fourth-best scoring output by the Cowboys since the NFL went to a 16-game schedule in 1978. Dallas was second in the NFL in third-down efficiency at 48.8%, the club's highest since 1980. Dallas also averaged 360.8 yards-per-game in total offense, fifth-best in

the NFL and the Cowboys best showing since the 1995 season. Adams's blocking also helped the Cowboys produce two 1,000-yard receivers (Terrell Owens and Terry Glenn) and a 1,000-yard rusher (Julius Jones) for just the second time in team history. His start in the season-opening loss at Jacksonville (9/10) was his first since October 16, 2005. He helped the line allow just two sacks in 35 pass plays. In the home-opening win over Washington (9/17), his blocking helped Dallas rush for 138 yards and a touchdown and allow just one sack. In the win at Tennessee (10/1), he helped Dallas rush for 217 yards and three touchdowns, the team's best running performance since December 14, 2003 (222 yards). Dallas didn't allow a sack against the Titans. In the loss at Philadelphia (10/8), the line helped Jones rush for 100 yards for the second straight game. Jones also topped 100 rushing yards in the win over Houston the following week (10/15), as the Cowboys rushed for 170 yards (4.6 per-carry). In the Sunday night win at Carolina (10/29), quarterback Tony Romo was sacked just twice in 38 pass plays and threw for 270 yards in his first career start. The team also rushed for 156 yards (4.1 per-carry) against the Panthers. Dallas controlled the ball for a season-best 38:16 and gained 414 total yards, picking up 27 first downs and scoring 35 points. In the last-second loss at Washington (11/5), the line allowed just two sacks in 38 pass plays, and Romo threw for a then season-high 284 yards and two touchdowns. In the win at Arizona the following week (11/12), the offensive line did not allow a sack in 29 pass plays, and Romo threw for 308 yards, his first career 300-yard passing game. Adams lined up across from the Cards Bertrand Berry, who recorded just one tackle. In the win over previously undefeated Indianapolis (11/19), Adams and his linemates gave Romo the time to complete 19-of-23 passes (82.6%) for 226 yards with just one sack. Adams limited Dwight Freeney to two tackles and one sack. In the Thanksgiving Day victory over Tampa Bay (11/23), the line allowed one sack on 30 pass plays, and the offense gained a season-high 435 total yards – 306 passing and 137 rushing. Dallas also picked up a season-high 27 first downs, including 18 through the air, its most passing first downs since 1998. Romo tied the club record with five passing touchdowns in the game. In the last-minute win at the N.Y. Giants (12/3), the Dallas line allowed just one sack in 35 pass plays, and the Cowboys gained 257 passing yards and 110 rushing yards. Adams helped limit the Giants Osi Umenyiora to no tackles and no sacks. In the Sunday night loss to New Orleans (12/10), Adams helped open the hole that allowed Jones's 77-yard touchdown, which tied the fifth-longest run in club history. In the win at Atlanta (12/16), Adams helped Dallas control the ball for 33:21, gain 352 yards and score 31 offensive points. The line's blocking was the key to the Cowboys 11-play, 80-

yard touchdown drive late in the fourth quarter, which lasted 6:32 and put the game away. The last six plays of the drive were runs by Marion Barber and covered 35 yards for the touchdown. In the season-ending loss to Detroit (12/31), Dallas's pass protection allowed Romo to throw a season-high 321 yards and two touchdowns.

2005: After making the Pro Bowl the two previous seasons, Adams continued to show the form that made him one of the NFL's top left tackles. He tore his right ACL in the win over the Giants (10/19), ending his season after six games and leaving a void at one of the game's most integral positions. Before his injury, the Cowboys were 4-2, ranked seventh in total offense (373.2 yards-per-game) and had allowed 13 sacks in six games (2.2 per-game). Dallas finished the year ranked 13th in total offense (325.1 yards-per-game) and allowed 36 sacks in the games that followed the injury (3.6 per-game). Adams started his seventh consecutive season opener at left tackle in the win at San Diego (9/11). He helped the Dallas offense score 28 points and gain 301 yards of total offense. In a Monday night loss to Washington the following week (9/19), he was part of a Dallas line that did not allow a sack in 36 pass plays, the first time the Cowboys hadn't allowed a sack since Dec. 8, 2002, against San Francisco. In the next week's win at San Francisco (9/25), the line allowed just two sacks in 40 pass plays, and the Cowboys gained 443 yards of total offense. Quarterback Drew Bledsoe's 363 passing yards – with two touchdowns – was the eighth-best performance in club history. In a key division win over Philadelphia (10/9) at Texas Stadium, the line did not allow a sack of Bledsoe and helped the Cowboys gain a season-high 456 yards of total offense, the most since they gained 541 yards at Washington on Sept. 12, 1999. The Cowboys also gained 167 rushing yards against the Eagles. Adams suffered his season-ending injury in the third quarter of an overtime win against the N.Y. Giants (10/16) at Texas Stadium. He underwent successful surgery to repair the right ACL on October 25.

2004: Adams followed the most productive year of his career with another solid performance and earned a reserve spot on the NFC Pro Bowl roster. Over the final seven games of the season, the offensive line helped rookie Julius Jones rush for 803 yards (114.7 yards per-game). The Cowboys gained 423 total yards in the season opener at Minnesota (9/12), including 352 passing yards by Vinny Testaverde. The line also allowed only one sack in 52 pass plays. The following week against Cleveland (9/19), Dallas gained a season-high 441 total yards, including 322 passing yards from Testaverde, who was sacked only once in 36 pass plays. Testaverde became just the second Cowboys quarterback to throw for more than 300 yards in back-to-back games. Against the N.Y. Giants (10/10), Adams and Co. paved the way for 166 rushing yards (5.5 yards-per-carry). Testaverde threw for 284 yards against Pittsburgh (10/17), a defense that finished the year as the league's top ranked defense. At Green Bay (10/24), Testaverde threw for 308 yards, his club record-tying third 300-yard game of the season. The Dallas offensive line helped Eddie George rush for 99 yards against Detroit (10/31) and allowed just one sack in 25 pass plays. Testaverde completed 19-of-24 passes (79.2%). Adams held Justin Smith without a sack at Cincinnati (11/7), then limited Jevon Kearse to

one tackle against Philadelphia (11/15). The line allowed just one sack to the Eagles, who finished the year third in the league in sacks per pass play. Against Chicago (11/25) on Thanksgiving Day, Adams was part of an offensive line that helped Jones rush for 150 yards, tying what was then the second-best mark ever by a Cowboys rookie running back. Adams also recovered a third-quarter fumble by R.W. McQuarters following an interception. In a Monday Night Football battle at Seattle (12/6), the line helped Jones rush for 198 yards, the third-best rushing day in club history and the second-best by a Cowboys rookie. Jones also became the first Dallas running back to record back-to-back 100-yard rushing games since December 2001. Jones scored three touchdowns in Dallas' 43-39 come-from-behind victory over the Seahawks, the most by a Dallas back since Emmitt Smith did it against Minnesota on November 26, 1998. In the last game of the season, at the N.Y. Giants (1/2/05), the offensive line helped Jones rush for 149 yards on 29 carries (5.1 yards-per-carry) and helped Testaverde record a season-high 109.2 quarterback rating after completing 23-of-30 passes (76.7%).

2003: The 2003 season was a coming-out party for Adams. After signing a five-year contract in the offseason, Adams had the most productive year of his career and became the only first-time starter on the offensive line for the NFC Pro Bowl team. He helped Dallas's total offense jump from 30th in 2002 to 15th in 2003, with an increase of almost 50 yards-per-game. That improvement helped the club post a 10-6 record after three straight 5-11 seasons. The Cowboys gained 403 yards of total offense in each of their first two games – against Atlanta (9/7) and at the N.Y. Giants (9/15). The games marked the first back-to-back 400-yard games for Dallas since 1998. The pass blocking against the Giants gave Quincy Carter time to throw for a career-high 321 yards. Run blocking was the key at the N.Y. Jets (9/28), against whom Dallas rushed 41 times for 202 yards (4.9 per-carry) and a touchdown. The offensive line allowed just one sack in 32 pass plays against Arizona (10/5), and the Cowboys gained 365 yards of total offense and controlled the clock for 36:28. The line allowed just one sack and helped Dallas control the clock for 37:21 at Detroit (10/19). At Tampa Bay (10/26), Adams limited Bucs defensive end Simeon Rice to two tackles and no sacks. The club gained 400 yards of total offense, including 208 on the ground, against Washington (11/2). The line allowed just one sack in 34 pass plays. Adams blocked his second career extra point when he batted down the Redskins first attempt. He blocked his second extra point of the season at New England (11/16) when he batted Adam Vinatieri's attempt in the second quarter. That block made Adams the first player in club history with two blocked PATs in the same season. The line allowed just one sack for no yards in 45 pass plays against Carolina (11/23). The Panthers defensive front had just nine tackles. Against Miami (11/27), Adams blocked his third extra point of the season. At Washington (12/14), he was part of a line that helped Troy Hambrick rush for 189 yards, at the time the third-best single-game performance in club history.

2002: In a season plagued by injuries on the offensive line, Adams was the only Cowboys offensive lineman to start and finish every game. He missed most of training camp with a hyperex-

tended right knee (Aug. 6) but returned to the starting lineup for the opener at Houston (9/8) and helped Dallas rush for 155 yards. After reshuffling the line at St. Louis (9/29), the defending NFC champion, Adams anchored a unit that allowed two sacks in 38 pass plays in a last-second victory. He was the only Dallas offensive lineman to start and play the entire game against Carolina (10/13), and the Cowboys had 148 yards and 14 points in the fourth quarter to nab a 14-13 win. In the loss to Seattle (10/27), Adams played a key role in NFL history; Emmitt Smith ran for 109 yards on 24 carries (4.5 yards-per-carry) and became the league's all-time leading rusher with an 11-yard run in the fourth quarter. It was Smith's first 100-yard game of the season, and his record-breaking run came on Adams's side of the line (left). In the win over Jacksonville (11/24), the Dallas line provided time for Chad Hutchinson to throw for 301 yards. The team gained a season-high 405 yards of total offense. In the Thanksgiving Day victory over Washington (11/28), Adams helped lead the way for a season-high 211 rushing yards, including a season-best 144 yards by Smith, who went over 17,000 career rushing yards and recorded his fourth consecutive 100-yard day against the Redskins. Adams sprained his left ankle early in the second quarter but returned in the second half. He also blocked his fourth career kick when he batted James Tuthill's field goal attempt in the second quarter. In the loss to San Francisco (12/8), he helped the line allow no sacks in 28 pass plays, the first time in 2002 that the Dallas line did not allow a sack.

2001: Adams was part of a line that helped Dallas finish third in the NFL in rushing with 136.5 yards-per-game. Dallas gained 2,184 rushing yards, the second-best total by the Cowboys in the last 20 years (2,201 yards in 1995). The line allowed just 34 sacks in 447 pass plays and held opponents to two sacks or less in 10 games. Against the vaunted Tampa Bay defense in Week 1 (9/9), the line allowed just two sacks and helped Dallas rush 23 times for 99 yards (4.3 yards-per-carry). The following game against San Diego (9/23), the line helped Emmitt Smith gain 85 yards on 17 carries (5.0 yards-per-carry) and move past Barry Sanders for second on the NFL's all-time rushing list. Adams excelled on special teams at Philadelphia (9/30), blocking his first career PAT. Against Washington (10/15), Adams helped lead Smith to his first 100-yard rushing game of the season (107 yards) and helped Dallas gain 211 rushing yards. He was also part of an offensive line that helped the team rush for 207 yards (6.3 yards-per-carry) at Atlanta (11/11), including 127 yards from Troy Hambrick and 85 yards from Michael Wiley. Against Philadelphia (11/18), Adams worked against Hugh Douglas most of the day and limited him to one tackle. He helped Dallas gain 215 yards on 44 carries at Washington (12/2), including 102 yards from Smith. It was the third game in which the Cowboys gained over 200 rushing yards in 2001. Smith gained a season-high 128 yards at Arizona (12/23), and the offensive line allowed just one sack in 30 pass plays. In the Cowboys' upset win over San Francisco (12/30), Adams and the line led the way to 186 rushing yards, including 126 by Smith, and limited the 49ers to one sack. Quincy Carter threw for a season-high 241 yards. In the final game of the season, the Cowboys offensive line didn't allow a sack at Detroit (1/6/02) and helped Smith gain 77 rushing yards, putting him over 1,000 yards for

the 11th consecutive season, an NFL record.

2000: In his second season as the Cowboys starting left tackle, Adams was part of an offensive line that allowed 35 sacks in 480 pass plays. In six games, opponents were held to one sack or less. During Troy Aikman's final 172 pass attempts of the season, the Dallas line allowed just four sacks, or one every 43 attempts. In addition to pass protection, Adams helped Emmitt Smith rush for 1,203 yards and surpass 1,000 yards for the tenth consecutive season. Adams's work also allowed the Cowboys to average 4.2 rushing yards-per-carry for the year, a mark the club has topped just twice in the past 12 seasons. Only four NFC clubs rushed for more yards-per-carry in 2000. Adams's blocking at Arizona (9/10) helped limit the Cardinals to one sack in 35 pass plays. Randall Cunningham threw for 243 yards and three touchdowns. Adams helped lead Smith to his first 100-yard rushing game of the season at Carolina (10/1) when Smith gained 132 yards on 24 carries (5.5 yards-per-carry). In the rematch against Arizona (10/22), the Cowboys rushed for 200 yards, including 112 by Smith, and allowed just one sack. Smith gained 102 yards on 24 carries against Jacksonville (10/29), and Adams helped Smith top 100 rushing yards for the third consecutive week at Philadelphia (11/5). Dallas rushed for 204 yards against the Eagles, whose defense ranked ninth in the league entering the game. Adams and the offensive line held Cincinnati (11/12) without a sack in 37 pass attempts, and then held Minnesota (11/23) without a sack in 43 pass attempts. The line's work against the Vikings also helped Smith rush for 100 yards on 12 carries before he left the game in the third quarter with a concussion. Against Washington (12/10), Smith topped 100 yards for the sixth time during the season when he rushed for 150 yards. The Cowboys rushed for 242 yards that day, the most rushing yards by Dallas since it had 271 yards at Philadelphia on Oct. 31, 1993.

1999: Adams was the only Dallas offensive lineman to start all 16 regular season games, and he played like a veteran in his first season at left tackle. He was a key part of an offensive line that allowed just 24 sacks in 531 pass plays, the second-fewest sacks allowed in the NFL. The Dallas line also allowed one sack or less in nine regular season games, including five of the last six games. Adams helped Emmitt Smith record 1,397 rushing yards, his most since 1995, and nine 100-yard rushing games, the second-most of his career in one season. In Adams's first NFL start at left tackle, at Washington (9/12), he helped the Cowboys gain 541 yards of total offense, their most since Sept. 15, 1985, when they gained 554 yards against Detroit. Aikman was sacked once in 50 pass plays in an overtime win. The following week, Smith gained 109 yards in a win over Atlanta (9/20), just the third time in 29 games that the Falcons allowed a 100-yard rusher. In the win over Green Bay (11/14), Adams and Co. helped Dallas rush for 149 yards on 34 carries even though Smith missed the game with an injury. On special teams, Adams blocked a Ryan Longwell field goal, the first Dallas offensive player to block a field goal since Doug Cosbie did it on Oct. 21, 1979, against the St. Louis Cardinals. In the Thanksgiving Day win over Miami (11/25), Adams blocked a 47-yard field goal attempt by Olindo Mare in the second quarter, tying the club record of two blocked field goals in a season. Adams

became the 11th player in club history to accomplish that feat and the first since Leon Lett in 1994. The Cowboys offensive line also allowed just one sack in 30 passing plays and helped lead Smith to 103 rushing yards against a defense that was ranked sixth in the NFL going into the game. Dallas finished the season as the NFL's sixth-ranked rushing offense, averaging 128.2 yards-per-game.

1998: The Cowboys second-round choice (38th overall), Adams was forced into extended work as a rookie because of injuries to right guard Everett McIver. He started 10 games in place of McIver, who suffered serious injuries to both knees. Adams's 12 starts were the most ever by a Dallas rookie offensive lineman. Despite being inexperienced and playing a new position, he earned All-Rookie honors and played a key role in a Dallas line that allowed just 19 sacks, the fewest in the NFL. Adams was marked ready for duty in the Dallas opener against Arizona (9/6). He was used as a third tight end on short yardage situations and played the final three quarters of the game at right tackle after starter Erik Williams was ejected. Adams helped Dallas gain 444 yards of total offense against the Cardinals, including 188 rushing yards; both totals were the team's highest since 1996. In addition, the offensive line did not allow a sack of Aikman in 32 pass plays. The next three weeks, Adams saw considerable action at tight end as a short-yardage blocker and started against Oakland (9/27) when the team opened the game in a two-tight end set. After McIver went down with his first knee injury at Washington (10/4), Adams made his first start at right guard against Carolina (10/11). Against the Panthers, Dallas gained 428 yards of total offense. In his first five starts at right guard, Adams helped Emmitt Smith record four 100-yard rushing games, including a season-high 163 yards on 29 carries (5.6 yards-per-carry) against the N.Y. Giants (11/8). The Dallas offensive line allowed no sacks against the Giants, who led the NFL in sacks during the 1998 season. Adams did not start against Seattle (11/22), but he entered the game when McIver tore his left anterior cruciate ligament. Adams started the remaining five regular season games at right guard and made his first postseason start against Arizona (1/2/99) in the playoff loss at Texas Stadium.

COLLEGE: Adams spent three years in the starting lineup for Michigan State, and the Spartans went to three straight bowl games for only the second time in school history. They also had a running back rush for more than 1,000 yards each

season. Adams started the final 28 games of his career at tackle. In 34 career starts, he helped a Spartan running back rush for at least 100 yards 21 times. As a senior, Adams moved from right tackle to left tackle and picked up All-America honors. He was also named the Big Ten Offensive Lineman of the Year by the conference's head coaches. One of four offensive linemen who were semifinalists for the Outland Trophy and Lombardi Award, Adams earned postseason invitations to the East-West Shrine Game and Senior Bowl. He was a second-team All-Big Ten selection at right tackle following his sophomore and junior seasons.

PERSONAL: Adams was a two-year starter on the offensive line at Proviso West High School in Maywood, Ill., where he was an All-American and all-state selection. He also lettered three times in wrestling and four times in track (shot put). He advanced to the state heavyweight wrestling finals as a junior. Adams earned his degree in criminal justice at Michigan State and is a cousin of former NBA guard Hersey Hawkins. Since joining the Cowboys, Adams has participated in the offensive line's support of The Rise School of Dallas with the "First Downs for Down Syndrome" project. In the fall of 2001, the entire offensive line helped paint a Dallas Cowboys Pegasus with the children from The Rise School. The Pegasus, a project to promote the City of Dallas, was donated to the school for a charitable fundraiser. Adams also served as a guest speaker for the Coppell, Texas, High School football team as part of the NFL High School Tuesday program. The program encourages NFL teams to visit a local high school to speak about the importance of education and the benefits of sports. During the 2003 season, Adams joined a group of his teammates and participated in the Cowboys annual Hometown Huddle in support of the NFL United Way relationship. Adams and his teammates played bingo with the 100-plus senior citizens at the Brady Center/Catholic Charities. Adams hosted his first Make-A-Wish Foundation child during the 2006 season. The pair joined by teammates Julius Jones and Drew Bledsoe chatted one-on-one during a private meet & greet and the day before the "wish" child attended a Cowboys game at Texas Stadium. During the 2007 off-season, Adams served as a celebrity escort for a child suffering from cancer at the Children's Cancer Fund Fashion Show and Luncheon. The annual event, hosted by former Cowboys quarterbacks Troy Aikman and Roger Staubach, raises \$500,000 for pediatric oncology research.

ADAMS'S COWBOYS TOTALS

Year Team	GP-GS	SPECIAL TEAMS							
		Solo	Ast	Tot	FF	FR	BP	BFG	BXP
1998 Dallas	16-12	0	0	0	0	0	0	0	0
1999 Dallas	16-16	0	0	0	0	0	0	2	0
2000 Dallas	16-16	0	0	0	0	0	0	0	0
2001 Dallas	16-16	0	0	0	0	0	0	0	1
2002 Dallas	16-16	0	0	0	0	0	0	1	0
2003 Dallas	16-16	0	0	0	0	0	0	0	3
2004 Dallas	16-16	0	0	0	0	0	0	0	0
2005 Dallas	6-6	0	0	0	0	0	0	0	0
2006 Dallas	16-16	0	0	0	0	0	0	0	0
Totals	134-130	0	0	0	0	0	0	3	4

BLOCKED PATS
 at Philadelphia, 9/30/01
 vs. Washington, 11/2/03
 at New England, 11/16/03
 vs. Miami, 11/27/03

BLOCKED FIELD GOALS
 vs. Green Bay, 11/14/99
 vs. Miami, 11/25/99
 vs. Washington, 11/28/02

ADDITIONAL STATISTICS
 Opp. Fum. Rec. - 2004 (1 for 0 yds.).



Deon Anderson

Fullback

 D-6b for '07
(195th overall)

5'10"

241

1/27/83

Connecticut

NFL: Rookie

Cowboys: Rookie

COLLEGE: The Cowboys chose Anderson with their second pick of the sixth round (195th overall) in the 2007 NFL Draft. He was a standout special teams player and a valuable fullback at Connecticut, where he led the team in special teams tackles in each of his four seasons. He finished his career with 40 special teams tackles and made only three fumbles on 162 touches (114 rushes and 48 catches). With his ability on special teams, Anderson could see a lot of playing time in his rookie season.

2006: A hard worker during games and in practice, Anderson was named the team's Most Valuable Player after his senior season, when he started nine of the 11 games he played. He missed the season finale against Louisville with a pinched nerve, the only game he missed in his four-year career at Connecticut. Mainly a blocking back, he rushed for 78 yards on 23 carries (3.4 yards-per-carry) and caught 14 passes for 101 yards (7.2 yards-per-catch) and two touchdowns. Anderson also made nine tackles on special teams.

2005: Anderson missed the 2005 season. He was readmitted to Connecticut in the spring of 2006 on the condition that he pay his own way.

2004: The Huskies used a multiple receiver formation, and Anderson started only three games. However, he saw considerable action as a blocker in each game. He played in all 12 games and had 99 yards on 22 carries (4.5 yards-per-carry).

He also made 14 receptions for 133 yards (9.5 yards-per-reception) and 11 special teams tackles. He returned one kickoff 12 yards.

2003: As a sophomore, Anderson was the starting fullback in six-of-12 games for Connecticut and helped the team go 9-3. He sprained his hand at midseason and had to wear a splint. He finished the year with 124 yards on 35 carries (3.5 yards-per-carry) and 15 receptions for 148 yards (9.9 yards-per-reception) and one touchdown. He led the team with 11 special teams tackles.

2002: As a true freshman, Anderson played all 12 games, including five starts. He gained 119 yards on 34 carries (3.5 yards-per-carry) and one touchdown. He also made five receptions for 12 yards (2.4 yards-per-reception) and made nine special teams tackles.

PERSONAL: Anderson earned All-New England and All-Conference honors in football and was named the team's MVP and Defensive Player of the Year after his senior season at Avon Old Farms Prep School in Avon, Conn., in 2001. Earlier in his prep career, he played at Hope High School in Providence, R.I., where he was a standout in football, track, and wrestling. He was an All-American wrestler, earning state and New England titles as a junior. He also finished fourth in the shot put in the New England Finals. Anderson was a psychology major at Connecticut.

ANDERSON'S CONNECTICUT TOTALS

Year Team	GP-GS	RUSHING					RECEIVING					TD
		No	Yds	Avg	Long	TD	No	Yds	Avg	Long	TD	
2002.....	12-5	34	119	3.5	18	1	5	12	2.4	6	0	
2003.....	12-6	35	124	3.5	13	0	15	148	9.9	24	1	
2004.....	12-3	22	99	4.5	20	0	14	133	9.5	37	0	
2005.....		Was out of football					Was out of football					
2006.....	11-9	23	78	3.4	12	0	14	101	7.2	16	2	
Totals.....	47-23	114	420	3.7	20	1	48	394	8.2	37	3	
Year Team	DEFENSE											
	Solo	Ast	Tot									
2002.....	7	2	9									
2003.....	5	6	11									
2004.....	4	7	11									
2005.....	Was out of football											
2006.....	5	4	9									
Totals.....	21	19	40									



19

Miles Austin

Wide Receiver

FA for '06

6'2"

216

1/27/83

Monmouth

NFL: 2nd Year

Cowboys: 2nd Year

PRO: Austin was one of three rookie free agents who made the team out of training camp in 2006, along with fullback/linebacker Oliver Hoyte and wide receiver Sam Hurd. Austin didn't play much as a wide receiver, but he took over as kick returner when Tyson Thompson went down for the season against Carolina. Austin averaged 26.0 yards-per-kickoff return, the second-best average by a rookie in club history. The average ranked fourth in the NFC, ninth in the NFL and fourth among rookies. Austin also helped the team finish second in the NFC and ninth in the NFL in starting field position following kickoffs (28.8-yard line). He will need to continue to excel as a returner and improve as a wide receiver to earn more playing time this season.

2006: Austin finished his rookie season with 29 kickoff returns for 753 yards. His 26.0 kickoff return average was the second-best by a rookie in club history, behind Bob Hayes's 26.5-yard average (17 kickoff returns for 450 yards). In the wild card game against Seattle, Austin had three kickoff returns for 136 yards, the second-most in team playoff history. He set team playoff records for kickoff return average (45.3 yards) and longest kickoff return (93 yards). The 93-yard return was also the first kickoff return for a touchdown in team playoff history. Austin played his first NFL game against Houston in Week 5 (10/15), when he made two tackles on special teams. He was inactive the following three weeks before taking over as kick returner at Arizona (11/12). He had two returns for 39 yards and added a tackle on special teams. Austin averaged 25.3 yards on three returns in the Thanksgiving Day victory over Tampa Bay (11/23), including one for 34 yards. He averaged 26.8 yards on four returns at the N.Y. Giants (12/3) and a season-high 29.6-yard average on five returns against New Orleans (12/10), including a season-high 37-yard return. He had another 37-yard return at Atlanta (12/16) and added a special teams tackle. He finished the regular season against Detroit (12/31) with five kick returns for 145 yards (29.0 average) and one special


teams tackle.

COLLEGE: Austin finished his career at Monmouth University as the school's all-time leader in touchdown receptions (33), receptions (150) and yards (2,867). In eight games as a senior, he had 51 catches for 1,101 yards and a team-record 14 touchdowns. His longest reception was 66 yards. In his sophomore and junior seasons, Austin led the team in catches, yards and touchdowns. He caught 12 touchdowns as a sophomore, a team record before he broke it as a senior.

PERSONAL: Austin was a two-year letterman at Garfield, N.J., High School, where he played wide receiver and defensive back. As a senior, he recorded 75 tackles and 10 interceptions. He also played basketball, finishing with 1,028 career points, and was a member of the track and field team, for which he recorded the second-longest javelin throw in Bergen County history (214'8"). As a member of the 2006 Dallas Cowboys Rookie Club, a program designed to introduce rookies to community service in the Dallas area, Austin participated in monthly charity visits to non-profit organizations. Rookie Club community activities included visits and volunteer work at the Irving Library to recognize Hispanic Heritage Month, United Way Hometown Huddle events to refurbish a greenhouse at a Dallas high school and emphasize the importance of physical activity at an Arlington childcare center, serving a Thanksgiving meal to those in need at The Salvation Army and taking part in the team's annual participation in the Salvation Army's Angel Tree program that provides gifts to those in need during the Christmas holiday. During the 2007 off season, Austin attended the Taste of the NFL: The Ultimate Dallas Cowboys Tailgate Party in support of the North Texas Food Bank the event beneficiary and teammates DeMarcus Ware and Marcus Spears the event hosts. He also participated in the team's annual NFL Draft Day Fan Appreciation Party signing autographs and thanking Cowboys fans for their support.

AUSTIN'S COWBOYS TOTALS

Year Team	GP-GS	SPECIAL TEAMS								KICK RETURNS				
		Solo	Ast	Tot	FF	FR	BP	BFG	BXP	No	Yds	Avg	Long	TD
2006 Dallas	9-0	5	2	7	0	0	0	0	0	29	753	26.0	37	0
Playoffs														
2006 Dallas	1-0	2	1	3	0	0	0	0	0	3	136	45.3	93	1



51

Akin Ayodele

Linebacker

UFA (Jax) '06

6'2"

240

3/17/79

Purdue

NFL: 6th Year

Cowboys: 2nd Year

PRO: Akin Ayodele (AY-kin AY-dell) joined the Cowboys as an unrestricted free agent last season after spending the first five years of his career with the Jacksonville Jaguars. He began his career as an outside linebacker but moved inside in Dallas's 3-4 scheme last season and finished second on the team with 106 tackles, his fifth consecutive season with 100 or more tackles. A three-year starter for Jacksonville, Ayodele became the first player in Jaguars history to begin his career with four consecutive 100-tackle seasons. He made 108 tackles as a rookie in 2002; a career-high 150 in 2003, his first year as a starter; 131 in 2004; and 100 in 2005. Ayodele has played in all 80 regular season games since he was drafted by Jacksonville in the third round (89th overall), and he started 40 consecutive games before the streak was snapped in 2005 against Houston when the team opened in a nickel package. From 2004-06, he finished second on the team in total tackles, and he led the team in forced fumbles with four in 2005.

2006: Ayodele started 16 regular season games and the wild card game for the Cowboys and finished second on the team with 106 tackles, his fifth consecutive season with 100 or more tackles. He also tied for the team lead with five tackles for a loss and was third with two interceptions. In his Cowboys debut at Jacksonville (9/10), Ayodele tied for second on the team with seven tackles and had a tackle for a loss. He also tied for the team lead with two special teams tackles. In the home opener against Washington (9/17), he tied for the team lead with six tackles, including his 500th career tackle, and led the special teams unit with two tackles. He tied for the team lead with seven tackles at Tennessee (10/1), then added five tackles at Philadelphia (10/8) while helping to limit the Eagles to 52 yards on 18 carries. Ayodele had five tackles against Houston (10/15) before adding seven stops in a Monday Night game against the N.Y. Giants (10/23). He helped limit Eli Manning to a 46.2-percent completion rate. At Carolina (10/29), he recorded three tackles and his first sack of the season and helped limit running back DeShaun Foster to 50 yards on 15 carries. With six tackles, Ayodele tied for the team lead and added a fumble recovery on a botched snap to set up a Dallas field goal drive at Washington (11/5). At Arizona (11/12), Ayodele made seven tackles and got his first interception of the season, which set up a Dallas touchdown. Against previously undefeated Indianapolis (11/19), he tied for the team lead with seven tackles. He made his second interception of the season in the Thanksgiving Day game against Tampa Bay (11/23) and finished second on the team with six tackles. The Bucs were limited to 211 total yards, including just 28 in the second half. At the N.Y. Giants (12/3), Ayodele led the team with a

season-high 12 tackles and had a tackle for a loss and a quarterback pressure. He had five tackles and a pass deflection against New Orleans (12/10), then led the team with nine stops and a fumble recovery at Atlanta (12/16). He had five tackles and one tackle for a loss on Christmas Day against Philadelphia (12/25) and finished third on the team with nine tackles and a tackle for a loss against Detroit (12/31) in the last game of the regular season. In the wild card game at Seattle (1/6/07), Ayodele was second on the team with eight tackles and had a tackle for a loss.

2005: Ayodele played in 16 regular season games and the wild card game for the Jaguars. He finished third on the team with 100 tackles, his fourth consecutive season with 100 or more tackles, and led the team with four forced fumbles. The Jaguars finished sixth in the NFL in total defense and went 12-4 in the regular season to earn a wild card berth. In the season opener against Seattle (9/11), Ayodele had four tackles, a forced fumble and a fourth-quarter sack of Matt Hasselbeck. The following week at Indianapolis (9/18), he had eight tackles, including the 400th of his career. He topped 10 tackles for the first time in the season against Denver (10/2) when he made 12. The next week against Cincinnati (10/9), he made six tackles and had a season-high two tackles for a loss. He also recovered a Carson Palmer fumble with 1:16 left in the game to secure the Jaguars 23-20 win. Ayodele had seven tackles and a forced fumble at Pittsburgh (10/16). Against Houston (11/6), Ayodele's streak of 40 consecutive starts was snapped because the Jaguars opened with their nickel defense. He finished the game with five tackles. He returned to the starting lineup at Tennessee (11/20) and recorded five tackles and a quarterback pressure. At Arizona (11/27), he made seven tackles and 1.5 sacks, including a sack and forced fumble of Kurt Warner with 0:32 remaining to seal a 24-17 Jacksonville win. Ayodele posted eight tackles at Cleveland (12/4) and then finished second on the team with a season-high 15 tackles and a tackle for a loss against Indianapolis (12/11). Against San Francisco (12/18), he again finished second on the team with seven tackles. In the regular season finale at Tennessee (1/1/06), he had three tackles and a forced fumble. In the wild card game, which was Jacksonville's first playoff game since the end of the 1999 season, Ayodele recorded eight tackles and a tackle for a loss at New England (1/7/06). The Jaguars lost, 28-3.

2004: Ayodele finished second on the team in tackles for the second straight season, making 131 to surpass 100 tackles for the third consecutive season. He also had two sacks, forced a fumble, recovered a fumble, blocked a field goal, and started 16 regular season games for the second straight year. In the season opener at Buffalo

(9/12), he recorded eight tackles and forced a fumble. The following week, he recovered a fumble and made eight tackles against Denver (9/19). He had nine tackles at San Diego (10/10). He led the team with a career-high two sacks and made 15 tackles against Kansas City (10/17). He made 11 tackles against Detroit (11/14). Against Chicago (12/12), he recorded eight tackles and a tackle for a loss. He made his first blocked field goal against Houston (12/26) and closed out the season with nine tackles at Oakland (1/2/05).

2003: For the first time in his career, Ayodele started 16 regular season games for the Jaguars at linebacker. He finished second on the team with a career-high 150 tackles and made two interceptions and three fumble recoveries, tying him for third-most in Jaguars history with five takeaways. His three fumble recoveries tied him for third in the AFC. He had seven games in which he made 10 tackles or more, including a season-high 14 tackles against Indianapolis (11/9) and at New England (12/14). In the season opener at Carolina (9/7), he recorded a team-high 11 tackles, a sack of Rodney Peete and an interception of Jake Delhomme that he returned 13 yards. At Baltimore (11/2), Ayodele scored his first career touchdown when he recovered a fumble and raced 15 yards to tie the game at 10-10. He led the team with 13 tackles against New Orleans (12/21). In the season finale at Atlanta (12/28), he made his second interception of the season, off Michael Vick, and returned it two yards.

2002: Ayodele finished his rookie season fourth on the team with 108 tackles and was second on the team with 13 special teams tackles. He became the fifth rookie in Jaguars history to record at least 100 tackles. He played in 16 regular season games, starting three at strongside linebacker, and also played as a defensive end on passing downs. He also recorded three sacks, one interception, two forced fumbles, two passes defended, a tackle for a loss and a team-high 13 quarterback pressures. He made his first start in the second game of the season, at Kansas City (9/15), and made seven tackles. Against Cleveland (12/8), Ayodele made 10 tackles, one interception and one sack. In his next start, against the N.Y. Jets (9/29), he made six tackles, two pressures and broke up a season-high two passes. He recorded eight tackles in his third career start at Tennessee (10/13). His top performance of the year came at the N.Y. Giants (11/3) - he led the team with 15 tackles, recorded his first career sack and forced a fumble of Kerry Collins. Against Washington (11/10), Ayodele recorded six tackles and a career-high four quarterback pressures. The following week at Houston (11/17), he recorded nine tackles and a sack of David Carr. He made 12 tackles against Pittsburgh (12/1), then had a strong all-around game against Cleveland (12/8), making 10 tackles, a sack of Tim Couch and his first career interception, which he returned 22 yards to set up a Jaguars field goal.

COLLEGE: Ayodele was a three-year starter at Purdue after transferring from Coffeyville Community College in Kansas. He was named first-team All-Big Ten as a senior and second-team All-Conference as a sophomore and junior. He left Purdue tied for second on the school's all-time sack list with 29 and was fourth with 54 tackles for a loss. Ayodele finished his career with 194 tackles, five fumble recoveries, four forced fumbles and 11 pass deflections. He played in three bowl games with Purdue. He earned second-team All-America honors and was the Mission Conference Defensive Player of the Year as a red-shirt freshman at Coffeyville Community College.

PERSONAL: Akinola James Ayodele attended MacArthur High in Irving, Texas, where he was first-team all-district as a senior after posting 35 tackles and five sacks and catching eight passes for 242 yards as a tight end. He worked at Texas Stadium on game days while in high school. In 2003, he was named the Jaguars Walter Payton Man of the Year nominee and the NFL Extra Effort Award winner for the month of November. He also won the Blue Cross/Blue Shield Community Champion of the Year, and \$2,500 was donated to the Muscular Dystrophy Association on his behalf. He made frequent visits to Wolfson Children's Hospital and local elementary and middle schools. He actively supports Foundation's Playbooks and supports the charitable efforts of his teammates. Ayodele graduated from Purdue with a double major in sports psychology and law and society. In May 2006, Ayodele presented his 2nd annual scholarship award to a college-bound student at MacArthur High. He makes the \$5,000 scholarship in memory of his best friend, Michael Tilmon, who was killed in a car accident during their senior year. Since becoming a Dallas Cowboy, Ayodele has been actively involved in the Dallas-Fort Worth community. He and several teammates served an early Thanksgiving Day meal to hundreds in at the Salvation Army and supported the Salvation Army's Angel Tree program by providing gifts for children in need at Christmas. He also hosted a holiday toy drive at North Park Mall benefiting children of low-income families. Ayodele kept busy in the 2007 offseason by participating in the team's annual NFL Draft Day Fan Appreciation Party and serving as a celebrity escort for a child with cancer at the annual Children's Cancer Fund Fashion Show and Luncheon hosted by former Cowboys quarterbacks Troy Aikman and Roger Staubach. Ayodele's brother Remi was a nose tackle at the University of Oklahoma and signed as a rookie free agent with New England following the 2006 NFL Draft and is now a member of the Dallas Cowboys. Ayodele's youngest brother, Harold, is a junior at Coffeyville Community College in Kansas, and his sister, Jessica, is a volleyball player at Moorehead College. His first name, Akinola, is an African word that means "a warrior who has gone through many wars and has never been defeated."

AYODELE'S NFL TOTALS

Year Team	GP-GS	DEFENSE					Tkl/ Ls	INTERCEPTIONS					FUMBLES REC							
		ST	AT	TT	Sks- Yds	TkI/ Ls		QB	PBU	FF	No	Yds	Avg	Lg	TD	No	Yds	Avg	Lg	TD
2002 Jacksonville	16-3	51	57	108	3.0(-14)	1	13	2	2	1	22	22.0	22	0	0	0	0.0	0	0	
2003 Jacksonville	16-16	97	53	150	1.0(-3)	3	5	2	1	2	15	7.5	13	0	3	15	5.0	15	1	
2004 Jacksonville	16-16	82	49	131	2.0(-16)	1	5	4	2	0	0	0.0	0	0	1	0	0.0	0	0	
2005 Jacksonville	16-11	62	38	100	2.5(-14)	4	2	0	4	0	0	0.0	0	0	1	0	0.0	0	0	
2006 Dallas	16-16	56	50	106	1.0(-14)	5(-13)	1	4	0	2	2	2	1.0	2	2	2	2	1.0	2	0
Totals	80-62	348	247	595	9.5(-61)	14(-13)	26	12	9	5	39	7.8	22	0	7	17	2.415	1	1	

AYODELE'S NFL TOTALS (cont.)

Year Team	GP-GS	DEFENSE						INTERCEPTIONS				FUMBLES REC				
		ST	AT	TT	Sks-Yds	Tkl/Ls	QBPPBU FF	No Yds	Avg	Lg	TD	No Yds	Avg	Lg	TD	
Playoffs																
2005 Jacksonville	1-0	6	2	-	8	0.0(0)	0	0	0	0	0	0	0	0	0	0
2006 Dallas	1-1	7	1	-	8	0.0(0)	1(-2)	0	0	0	0	0	0	0	0	0
Totals	2-1	13	3	-	16	0.0(0)	1(-2)	0	0	0	0	0	0	0	0	0

Year Team	SPECIAL TEAMS							SINGLE-GAME BESTS			
	Solo	Ast	Tot	FF	FR	BP	BFG BXP				
2002 Jacksonville	-	-	13	0	0	0	0	Tackles - 15 at N.Y. Giants, 11/3/02, vs. Kansas City, 10/17/04, at Cleveland, 12/4/05			
2003 Jacksonville	1	1	2	0	0	0	0	Sacks - 2.0 vs. Kansas City, 10/17/04			
2004 Jacksonville	0	0	0	0	0	0	1	QB Pressures - 4 vs. Washington, 11/10/02			
2005 Jacksonville	0	0	0	0	0	0	0	Blocked Field Goals - 1 vs. Houston, 12/26/04			
2006 Dallas	4	3	7	0	0	0	0				
Totals			22	0	0	0	1				



Alan Ball

38

Cornerback

D-7b for '07
(237th overall)

6'1"

175

3/29/85

Illinois

NFL: Rookie

Cowboys: Rookie

COLLEGE: The Cowboys drafted Ball in the seventh round (237th overall) of the 2007 NFL Draft to improve their depth and youth at cornerback. Ball finished his collegiate career at Illinois with 199 tackles, eight tackles for a loss, two interceptions, 23 passes defended and one forced fumble. He finished third in the Big Ten with at least one pass defended in every conference game. Ball will need to sharpen his special teams skills to improve his chances of making the gameday roster.

2006: Ball finished his senior season with a career-high 62 tackles, three tackles for a loss, one interception and 13 passes defended. He recorded a career-high four pass breakups against Indiana and a season-high 11 tackles against Eastern Illinois. He also had one interception and seven tackles at Rutgers. He was third in the Big Ten with at least one pass defended in every conference game.

2005: Ball was named the team's outstanding defensive back at the end of his junior season. He played in all 11 games, starting the final seven, and led the team with 55 total tackles. He also posted four tackles for a loss, one interception and a team-leading five passes defended. He recorded a season-best 10 tackles against Wisconsin, made a one-handed interception and seven tackles at Indiana, and ended the season

with nine tackles against Northwestern.

2004: As a sophomore, Ball made 10 starts and had 37 tackles, one pass defended and one tackle for a loss. He made a season-high eight tackles against UCLA and Western Michigan. Ball made at least one tackle in every game he played that season.


2003: As a redshirt freshman, Ball played in seven games, including five starts, and recorded 44 tackles, four passes defended and one forced fumble. He made a career-high 11 tackles at Iowa, made nine tackles and a forced fumble at Purdue, and registered eight tackles against Wisconsin.

2002: Ball was redshirted as a freshman.

PERSONAL: Ball attended St. Martin De Porres for two years, earning *Prep Star* and *SuperPrep* All-Region selection and being named to the *Lansing State Journal* "Catch 22" list as a senior. He helped lead his team to the 2001 state championship and was named a top-50 defensive back recruit nationally by Rivals.com. He intercepted 15 passes - including six in the post-season his senior season. Ball earned All-State honors in track as well, winning back-to-back 110-meter hurdles state titles as a junior and senior. He was enrolled in the College of Liberal Arts and Sciences at Illinois.

BALL'S ILLINOIS TOTALS

Year Team	GP-GS	DEFENSE						INTERCEPTIONS							
		ST	AT	TT	Sks-Yds	Tkl/Ls	QBPPBU FF	No Yds	Avg	Lg	TD				
2003	7-5	36	8	-	44	0.0	0	0	4	1	0	0	0	0	0
2004	10-10	23	14	-	37	0.0	1(-2)	0	1	0	0	0	0	0	0
2005	11-7	45	10	-	55	0.0	4(-9)	0	5	0	1	0	0	0	0
2006	12-2	43	19	-	62	0.0	3(-9)	0	13	0	1	0	0	0	0
Totals	40-34	146	53	-	199	0.0	8(-20)	0	23	1	2	0	0	0	0



24

Marion Barber

Running Back

D-4 for '05
(109th overall)

6'0"	221	6/10/83	Minnesota
------	-----	---------	-----------

NFL: 3rd Year | Cowboys: 3rd Year

PRO: Barber quickly became a valuable contributor to the Cowboys running game as a rookie in 2005 and was even better in his second season. He scored 16 total touchdowns in 2006, leading the team, tying for the NFC lead, and tying for third in the NFL. Barber had the most total touchdowns for a Cowboys running back since Emmitt Smith had 25 in 1995. His 14 rushing touchdowns were the most in the NFC and the third-most in the NFL behind LaDainian Tomlinson (28) and Larry Johnson (17). They were also the most rushing touchdowns by a Dallas running back since Smith set the club record of 25 in 1995. With Barber and Julius Jones in the Dallas backfield, the Cowboys have one of the best young running back duos in the NFL. The duo combined for 1,531 yards and 10 touchdowns in 2005, then combined for 1,738 yards and 18 rushing touchdowns in 2006. Much like Jones in 2004, Barber played right away as a rookie and had several outstanding performances. Among rookies, he finished fifth in the NFL in rushing with 538 yards. The Cowboys drafted Barber with their first selection in the fourth round (109th overall) of the 2005 NFL Draft.

2006: Barber began his second season as the club's third down back. In the season opener at Jacksonville (9/10), he rushed three times for 13 yards and had two receptions for 13 yards. Against Washington (9/17) on Sunday night, he had a career-long catch during the Cowboys season-long 99-yard touchdown drive. He also scored his first touchdown of the season with a one-yard rush on fourth down. At Tennessee (10/1), he scored his second touchdown of the season and had 55 yards on nine rushes (6.1 yards-per-carry). Thirty-six of those yards came when he carried the ball on five straight plays. Barber scored on a two-yard run at Philadelphia (10/8), the third consecutive game in which he scored a rushing touchdown. He had 57 yards and a touchdown on 10 carries against Houston (10/15), becoming the first Cowboys running back to score a touchdown in four straight games since 2000, when Smith did it in five straight games. Barber didn't score against the N.Y. Giants (10/23) but rushed six times for 29 yards, including a long run of 22 yards. He also converted twice on third-and-1. On Sunday night at Carolina (10/29), Barber rushed for 49 yards on nine carries and scored two fourth-quarter touchdowns to help seal the win. It was the third multiple-touchdown game of his career. He had 45 yards on seven carries (6.5 yards-per-carry) and two catches for 28 yards at Washington (11/5) before leading the team in rushing with 65 yards on 14 carries at Arizona (11/12). Against previously undefeated Indianapolis (11/19), Barber had his second two-touchdown game of the season, scoring twice in the fourth quarter. His first touchdown tied the score at 14, and his second

gave the Cowboys their first lead with 6:00 remaining. On Thanksgiving Day against Tampa Bay (11/23), Barber led the team in rushing for the second time in three weeks, gaining a season-high 83 yards on a season-high 16 carries. He also recorded the first two receiving touchdowns of his career – one on a one-yard reception and the other on a two-yard reception. It was the first time a Dallas back recorded two touchdown catches in a game since Preston Pearson on Oct. 24, 1976 against Chicago. At the N.Y. Giants (12/3), Barber led the team with 76 yards and two touchdowns on 12 carries, his third two-touchdown game of the season. He also recorded a season-long rush of 25 yards on third-and-1 to set up a 41-yard field goal by Martin Gramatica, which gave Dallas a 10-7 halftime lead. At Atlanta (12/16), Barber scored two rushing touchdowns for the fourth time in the season. The first touchdown came on a nine-yard run that gave Dallas the lead, and the second came on a three-yard run with 2:18 remaining to seal the win. In the season finale on New Year's Eve against Detroit (12/31), Barber had seven runs for 15 yards and scored his 14th rushing touchdown of the season. He added a career-high five catches for 23 yards. In his first career postseason appearance, the wild card game at Seattle (1/6/07), Barber was limited to four yards on three carries but added 23 yards on three catches.

2005: Barber had a successful rookie season, finishing with five touchdowns and 538 yards on 138 carries. He also had 18 receptions for 115 yards. His 538 rushing yards ranked second on the team and fifth in the NFL among rookies. His five rushing touchdowns ranked fourth in the NFL among rookies. After a solid training camp, Barber missed the final two exhibition games after having surgery on his foot to remove an infection. He opened the season as the club's kickoff returner and averaged 19.3 yards on three kickoffs at San Diego (9/11). He was inactive against Washington (9/19) and at San Francisco (9/25). He was the third-down back at Oakland (10/2) and got the first two carries of his career. He was inactive against Philadelphia (10/9), but Jones injured his ankle in that game, giving Barber a chance to play against the N.Y. Giants (10/16) the following week. That day, Barber recorded 30 yards on 11 carries and had two receptions for 21 yards. On the Cowboys first field-goal drive of the fourth quarter, he accounted for 41 yards (20 rushing, 21 receiving) on the 15-play, 79-yard drive. He picked up two first downs on third down. The following week at Seattle (10/23), Barber did not start but got most of the carries, leading the team with 95 yards on 22 carries. He was also sacked on an attempted halfback pass. He made his first NFL start against Arizona (10/30) and led the team with 127 yards and two touchdowns on 27 carries. It was

the first 100-yard rushing game of the season for Dallas, and the two touchdowns were the first of Barber's career. His 28-yard touchdown run on the opening possession tied for his longest of the season. Against Philadelphia (11/14), Barber made his second start but split time with Jones, who was working his way back into the lineup. Barber led the team with 46 yards on 13 carries and scored on a one-yard run in the first quarter to tie the score at seven. The touchdown came just one play after he made a key blitz pickup that allowed quarterback Drew Bledsoe to complete a 58-yard pass to Peerless Price. With 3:17 remaining, Barber had a 26-yard run that set up a 20-yard touchdown pass to Terry Glenn, which brought Dallas to within 20-14. The Cowboys would win, 21-20. Barber spelled Jones against Detroit (11/20) and finished with 15 carries for 53 yards and two touchdowns, his second two-touchdown game of the season and his third consecutive game with a touchdown. Five of Barber's carries resulted in a first down, including two on third down. Coming off the bench against Denver (11/24), he gained 28 yards on nine carries, most of which came on third down. Against Kansas City (12/11), Barber led the team with 82 yards on 15 carries and tied his longest run of the season with a 28-yard run. He also added two receptions for 32 yards — one of the receptions was for a season-long 21-yards and the other was 11 yards on third-and-8. That third-down conversion was a key play during the Cowboys game-winning 14-play, 68-yard touchdown drive in the final four minutes of the game. At Washington (12/18), he had a season-high four receptions for 26 yards. On special teams, he downed a punt at the Washington five-yard line on punt coverage. He gained only 20 yards on six carries at Carolina (12/24), but he had a five-yard reception and a seven-yard run to the Carolina two-yard line on the game-winning touchdown drive.

COLLEGE: Barber gained 3,276 yards on 575 carries (5.7 yards-per-carry) and scored 35 touchdowns for the Golden Gophers. His career rushing yards and 14 100-yard rushing games rank third in school history. Barber also had 4,495 all-purpose yards and 35 rushing touchdowns, both of which rank second in school history. Barber played only three years, having missed all

but two games of his sophomore season before receiving a redshirt because of a chronic hamstring injury. As a junior, Barber earned honorable mention All-Big Ten honors after rushing for 1,269 yards and 11 touchdowns. After recovering from a hamstring injury from a year earlier, Barber rushed for 1,196 yards and 17 touchdowns to earn first-team All-Big Ten honors as a redshirt sophomore. He tied or broke several school records, including the records for rushing touchdowns in a season and 100-yard rushing games (seven) in a season. He was the focal point of an offense that set a Big Ten record for total offense (6,430 yards) and finished with the fourth-highest rushing total (3,759 yards) and sixth-highest point total (503) in conference history. Barber also led the conference and finished seventh in the nation in punt-return average (14.5 yards-per-return). Hamstring problems limited Barber to two games as a sophomore and earned him an additional year of eligibility. As a true freshman, Barber twice topped 100 rushing yards.

PERSONAL: Barber was a *SuperPrep* and *PrepStar* all-Midwest and consensus all-state selection as a senior running back and defensive back at Wayzata, Minn., High School. He rushed for 1,778 yards and 18 touchdowns and had 10 interceptions. He led his team to an 18-4 record over two years, including a 10-2 record in his senior year. He was also an honorable mention all-conference center fielder for the Wayzata baseball team. As a rookie, Barber was a member of the Cowboys 2005 Rookie Club, a program designed to introduce rookie team members to community service in the Dallas area. The program worked with The Salvation Army, Children's Medical Center Dallas and Meals on Wheels. During the 2007 offseason, Barber attended the Taste of the NFL: The Ultimate Dallas Cowboys Tailgate Party in support of the North Texas Food Bank the event beneficiary and teammates DeMarcus Ware and Marcus Spears the event hosts. He is the son of Marion Barber Jr., who rushed for 3,235 yards and scored 34 touchdowns for the Golden Gophers (1977-80) before embarking on a seven-year (1983-88) NFL career with the New York Jets. Marion III was the recipient of the Sheldon Douglas Endowed Scholarship at Minnesota. He majored in business marketing.

BARBER'S COWBOYS TOTALS

Year Team	GP-GS	RUSHING						RECEIVING						
		No	Yds	Avg	Long	TD	No	Yds	Avg	Long	TD			
2005 Dallas	13-2	138	538	3.9	28t	5	18	115	6.4	21	0			
2006 Dallas	16-1	135	654	4.8	25	14	23	196	8.5	26	2			
Totals	29-3	273	1,192	4.4	28t	19	41	311	7.6	26	2			
Playoffs														
2006 Dallas	1-0	3	4	1.3	3	0	3	23	7.7	9	0			
Year Team		SPECIAL TEAMS								KICKOFF RETURNS				
		Solo	Ast	Tot	FF	FR	BP	BFG	BXP	No	Yds	Avg	Long	TD
2005 Dallas		0	1	1	0	0	0	0	0	3	58	19.3	21	0
2006 Dallas		0	0	0	0	0	0	0	0	0	0	0	0	0
Totals		0	1	1	0	0	0	0	0	3	58	19.3	21	0

SINGLE-GAME BESTS

- Rushing Yards** — 127 vs. Arizona, 10/30/05
- Rushing Avg.** — 5.5 vs. Kansas City, 12/11/05
- Rushing Touchdowns** — 2 many times, last @ Atlanta, 12/16/06
- Carries** — 27 vs. Arizona, 10/30/05
- Long Run** — 28t vs. Arizona, 10/30/05
- Receptions** — 5 vs. Detroit, 12/31/06
- Receiving Yards** — 32 vs. Kansas City, 12/11/05

ADDITIONAL STATISTICS

- Fumbles (fumbles/lost)** — 2005 (3/0), 2006 (0/0).


BARBER'S GAME-BY-GAME

Game	2005 (with Dallas)				
	No	Yds	Avg	Long	TD
W- @ San Diego 9/11					
L- Washington 9/19			INACTIVE		
W- @ San Francisco 9/25			DID NOT PLAY		
L- @ Oakland 10/2	2	1	0.5	1	0
W- Philadelphia 10/9			INACTIVE		
W- N.Y. Giants 10/16	11	30	2.7	11	0
L- @ Seattle 10/23	22	95	4.3	14	0
W- Arizona 10/30	27	127	4.7	28	2
W- @ Philadelphia 11/14	13	46	0.5	26	1
W- Detroit 11/20	15	53	3.5	10	2
L- Denver 11/24	9	28	3.1	6	0
L- @ N.Y. Giants 12/4	2	8	4.0	6	0
W- Kansas City 12/11	15	82	5.5	28	0
L- @ Washington 12/18	10	30	3	8	0
W- @ Carolina 12/24	6	20	3.3	10	0
L- St. Louis 1/1/06	6	18	3.0	9	0
Totals	138	538	3.9	28	5

Game	2006 (with Dallas)				
	No	Yds	Avg	Long	TD
L- @ Jacksonville 9/10	3	13	4.3	8	0
W- vs. Washington 9/17	8	39	4.9	15	1
W- @ Tennessee 10/1	9	55	6.1	16	1
L- @ Philadelphia 10/8	7	22	3.1	11	1
W- vs. Houston 10/15	10	57	5.7	15	1
L- vs. N.Y. Giants 10/23	6	29	4.8	22	0
W- @ Carolina 10/29	9	49	5.4	14	2
L- @ Washington 11/5	7	45	6.4	10	0
W- @ Arizona 11/12	13	65	4.6	12	1
W- vs. Indianapolis 11/19	9	35	3.9	20	2
W- vs. Tampa Bay 11/23	16	83	5.2	24	0
W- @ N.Y. Giants 12/3	12	76	6.3	25	2
L- vs. New Orleans 12/10	2	-1	-0.5	0	0
W- @ Atlanta 12/16	11	69	6.3	13	2
L- vs. Philadelphia 12/25	6	3	0.5	4	0
L- vs. Detroit 12/31	7	15	2.1	6	1
Totals	135	654	4.8	25	14

Playoffs

L- @ Seattle 1/6/07	3	4	1.3	3	0
---------------------	---	---	-----	---	---



Adam Bergen

49

Tight End

FA for '07

6'4"

267

9/3/83

Lehigh

NFL: 3rd Year

Cowboys: 1st Year

PRO: Bergen joined the Cowboys after the first mini-camp in 2007 and will probably battle Andy Thorn and Tony Curtis to be the team's third tight end, behind starter Jason Witten and backup Anthony Fasano. Bergen started his career with the Arizona Cardinals as an undrafted rookie free agent in 2005. He made 43 catches for 381 yards and two touchdowns in two seasons.

2006: Bergen played in 14 games with the Cardinals last season, including seven starts. He had 15 receptions for 111 yards and one touchdown before missing the final two games of the season with a knee injury. In the season opener against San Francisco (9/10), Bergen made two receptions for 18 yards, including his second career touchdown. He made a career-high five receptions for 30 yards against Dallas (11/12) before making two receptions for 10 yards against Detroit (11/19). He added three receptions for a season-high 32 yards (10.7 yards-per-reception) at Minnesota (11/26). Bergen saw limited action as a tight end and on special teams against Denver (12/24) and left the game in the third quarter with a knee injury. He was placed on injured reserve Dec. 19 and missed the final two games of the season.

2005: In his rookie season, Bergen started nine-of-16 games for Arizona, making 28 receptions for 270 yards and one touchdown. His first NFL catch went for 10 yards in the season opener at the N.Y. Giants (9/11), and he made two receptions for 15 yards in the home opener against St. Louis (9/18). Against San Francisco (10/2), he

made his first start when the Cardinals opened in a two tight-end formation, but he did not record any statistics. At Detroit (11/13), he made one reception for a career-long 32 yards. His first career NFL touchdown came the following week at St. Louis on a nine-yard pass from Kurt Warner. He finished the game with four receptions for 35 yards. He made three receptions for 41 yards against Washington (12/11) and three receptions for 18 yards at Houston (12/18). He then tied his season high with four receptions for 54 yards against Philadelphia (12/24) and made four receptions for 35 yards in the season finale at Indianapolis (1/1/06).

COLLEGE: As a senior, Bergen led the 2004 Lehigh Mountain Hawks with 54 receptions for 684 yards and eight touchdowns. As a junior, his first year as a starter, he was named Sports Network, Associated Press and CSTV I-AA All-American; first-team All-Patriot League; and ECAC all-star. He made 70 receptions for 840 yards and six touchdowns. As a sophomore, he made 23 receptions for 246 yards and three touchdowns. He was the backup tight end as a true freshman, when he played in every game. He made two receptions for 16 yards, all against Fordham.

PERSONAL: Bergen lettered in football, basketball, and baseball at Long Island. He was a member of the Long Island Championship football team and was the team MVP as junior. He was an All-Conference and All-County basketball player.

BERGEN'S NFL TOTALS

Year Team	GP-GS	RECEIVING					SINGLE-GAME BESTS	
		No	Yds	Avg	Long	TD	Receptions	Receiving Yards
2005 Arizona	16-9	28	270	9.6	32	1	5 vs. Dallas, 11/12/06	54 vs. Philadelphia, 12/24/05
2006 Arizona	14-7	15	111	7.4	17	1		
Totals	30-16	43	381	8.9	32	2	Long Reception - 32 @ Detroit, 11/13/05	



Joe Berger

67

Guard

W (Mia) for '06

6'5"

304

5/25/82

Michigan Tech

NFL: 3rd Year

Cowboys: 2nd Year

PRO: With another opportunity to land a young, big, versatile offensive lineman, the Cowboys claimed Berger off waivers from Miami on Nov. 24, 2006. Berger was inactive through five regular season games and Dallas's wild card game. He will have to continue to work hard to earn a roster spot. He was drafted by the Carolina Panthers in the sixth round (207th overall) of the 2005 NFL Draft, becoming just the third player from Michigan Tech to be drafted.

2006: Berger returned to Miami but was inactive for the first 11 games of the season. He was waived by the Dolphins Nov. 23 and claimed by Dallas the next day. He was inactive for the rest of the season.

2005: Berger was the second of two sixth-round draft choices by the Panthers. He went to camp with Carolina but was released when camp ended. Berger immediately signed with the Panthers practice squad but was signed to the Dolphins active roster Sept. 7. He was inactive for


12 games, including the first 11, but he played in the final three games of the season as a reserve lineman for Miami.

COLLEGE: A former walk-on at Michigan Tech, Berger started 28 games at right tackle in his four-year collegiate career. He was a first-team All-Great Lakes Intercollegiate Athletic Conference pick in each of his final two years. Following his senior campaign, Berger played in the Division II All-Star Cactus Bowl, where he earned the Jim Langer Award as the top offensive lineman. As a redshirt freshman, Berger started three games at left tackle.

PERSONAL: Berger was an All-Western Waterways Activities Conference selection as a senior at Newaygo, Mich., High School. He played two seasons of football, posting 238 tackles and an interception. He was the team captain as a senior and was an academic all-state honorable mention. He has a degree in mechanical engineering from Michigan Tech.

BERGER'S NFL TOTALS

GAMES/STARTS (regular season, playoffs): 2005 (3/0 - Mia.). Total 3/0.



Stephen Bowen

72

Defensive End

FA for '06

6'5"

303

3/28/84

Hofstra

NFL: 2nd Year

Cowboys: 2nd Year

PRO: Bowen is a fine athlete for a man of his size and could contribute on the defensive line in 2007. An intelligent player, he can play nose tackle and defensive end, and he displayed solid pass-rushing ability as he adjusted to the speed of the professional game. Signed as an undrafted rookie free agent in 2006, Bowen showed enough promise in training camp to make the Cowboys practice squad. He was moved to the active roster midway through the regular season.

2006: Bowen made the Cowboys practice squad

after rookie training camp and was elevated to the team's active roster after eight games, on November 7. He was inactive for his first seven games on the active roster and played in his only regular season game in the season-ending loss to Detroit (12/31). He had one tackle and recorded his first career sack, dropping Lions quarterback Jon Kitna for a six-yard loss. He was inactive in the wild card loss at Seattle (1/6/07).

COLLEGE: Bowen finished his career at Hofstra with 168 tackles, 11.5 sacks and one intercept-


tion, which he returned for a touchdown. As a senior, he had 11 tackles for a loss and two passes defensed. As a junior, he had a career-high nine tackles at New Hampshire and had eight stops in two other games. He finished the season with a career-high 68 tackles. Bowen played in all 12 games as a sophomore, recording 49 stops, three sacks and one fumble recovery. As a freshman, he made three tackles in five games.

PERSONAL: Bowen played football and basketball at Half Hollow Hills West High School in Dix Hills, N.Y. As a senior, he recorded 235 rushing yards and four touchdowns, 330 receiving yards and five touchdowns and had 97 tackles. As a member of the 2006 Dallas Cowboys Rookie

Club, a program designed to introduce rookies to community service in the Dallas area, Bowen participated in monthly charity visits to non-profit organizations. Rookie Club community activities included visits and volunteer work at the Irving Library to recognize Hispanic Heritage Month, United Way Hometown Huddle events to refurbish a greenhouse at a Dallas high school and emphasize the importance of physical activity at an Arlington childcare center, serving a Thanksgiving meal to hundreds in need at The Salvation Army and taking part in the team's annual participation in the Salvation Army's Angel Tree program which provides gifts to children from low-income families for Christmas.

BOWEN'S COWBOYS TOTALS

Year Team	GP-GS	DEFENSE					INTERCEPTIONS				FUMBLES REC							
		ST	AT	TT	Sks-Yds	Tkl/Ls	OB	PBU	FF	No Yds	Avg	Lg	TD	No Yds	Avg	Lg	TD	
2006 Dallas.....	1-0	1	0	-	1	1.0(-6)	0	1	0	0	0	0	0	0	0	0	0	0



Courtney Brown



Cornerback

D-7a for '07
(212th overall)

6'1"

203

2/10/84

Cal Poly

NFL: Rookie

Cowboys: Rookie

COLLEGE: A ball-hawk with good open-field acceleration, Brown was the first Cowboys pick in the seventh round (212th overall) of the 2007 NFL Draft. In 41 games at Cal Poly, Brown started 31 games and made 111 tackles, including 1.5 tackles for a loss. He deflected 22 passes and had 10 interceptions, which he returned for 63 yards. He also had nine receptions for 139 yards. In his final two years as a starter, he usually defensed the opposing team's best receiver and did not allow a touchdown reception. Brown will need to display his coverage skills on defense and special teams to make the active roster.

2006: As a senior, Brown earned first-team All-Great West Football Conference honors for the second straight season, recording 51 tackles and seven pass deflections. He also had an interception and 1.5 tackles for a loss and allowed just 29 receptions and no touchdowns.

2005: Brown shifted to right cornerback in 2005 and earned first-team All-Great West Football Conference honors. He tied a school record with seven interceptions and registered 44 tackles and 12 pass deflections. He also didn't allow an

opposing receiver to score a touchdown against him.

2004: Brown's junior season was cut short when he tore his left anterior cruciate ligament in the 2004 season opener against Humboldt State. He missed the rest of the season but returned for the 2005 season after receiving a medical redshirt.


2003: After moving to defense, Brown started six-of-eight games for the Mustangs at cornerback. He made 16 tackles and two interceptions before missing the final three games of the season with an ankle sprain.

2002: As a true freshman, Brown played in eight games as a reserve wide receiver. He made nine receptions for 139 yards (15.4 yards-per-reception), including a long catch of 50 yards.

PERSONAL: Brown was an all-league defensive back at St. Mary's College High School, where he earned two letters in football as a cornerback and wide receiver. He also competed in track and field and qualified for the state high school finals. Brown was a four-year honor roll member. At Cal Poly, he majored in civil engineering.

BROWN'S CAL POLY TOTALS

Year Team	GP-GS	DEFENSE					INTERCEPTIONS								
		ST	AT	TT	Sks-Yds	Tkl/Ls	QB Prs	PBU	FF	No Yds	Avg	Lg	TD		
2003.....	8-6	15	1	-	16	0.0(0)	0	3	0	0	2	9	4.5	-	0
2004.....	1-1	0	0	-	0	0.0(0)	0	0	0	0	0	0	0.0	-	0
2005.....	13-13	27	17	-	44	0.0(0)	0	12	0	0	7	54	7.7	-	0
2006.....	11-11	33	18	-	51	0.0(0)	1.5(-2)	7	0	0	1	0	0.0	-	0
Totals.....	41-31	75	36	-111	0.0(0)	1.5(-2)	22	0	0	10	63	6.3	-	0	



57

Kevin Burnett

Linebacker

D-2 for '05
(42nd overall)

6'3"

227

12/24/82

Tennessee

NFL: 3rd Year

Cowboys: 3rd Year

PRO: In an effort to get bigger and more athletic, the Cowboys used their second-round draft pick (42nd overall) on Burnett in the 2005 NFL Draft. Burnett was plagued by injuries during his rookie season. He had surgery at the end of training camp to clean out cartilage damage in his left knee and then had surgery on his right anterior cruciate ligament during the last week of the season. Between those injuries, he was a valuable coverage player on special teams and played outside linebacker, as well. He spent the off-season rehabilitating his knee and played in every game in 2006 as a backup. Burnett is looking for more playing time this season in the Cowboys new "3-4" defense.

2006: Burnett played in every game last season on special teams and as DeMarcus Ware's backup at linebacker. He finished second on the team with 16 special teams tackles and added 23 stops on defense. He also had one of the best defensive plays of the year against Indianapolis, intercepting Peyton Manning and returning it 39 yards for a touchdown to tie the score at seven. In the season opener at Jacksonville (9/10), Burnett broke up a third-down pass and recorded two special teams tackles. He was worked into the nickel defense against Washington (9/17) and posted two stops and a special teams tackle. At Tennessee (10/1), he made two tackles on defense, a sack and a tackle for loss. He recorded two tackles in each of the next two games, at Philadelphia (10/8) and against Houston (10/15). Burnett also contributed two special teams stops and forced a fumble against the Texans. At Carolina (10/29), Burnett had a season-high three tackles. He had three tackles again at Arizona (11/12) and forced an Edgerrin James fumble late in the fourth quarter. In the win over previously unbeaten Indianapolis (11/19), Burnett recorded his first career interception, picking off Manning and returning it for a touchdown. At the N.Y. Giants (12/3), Burnett had three tackles and a special teams stop. In the wild card loss to Seattle (1/6/07), Burnett tied for the team lead with three special teams stops.

2005: Burnett mostly played on special teams and finished the season with 11 tackles, tying him for fourth on the team. He was inactive for the first two games of the season after having arthroscopic surgery Sept. 8 to repair cartilage damage in his left knee. His first NFL action came on special teams at San Francisco (9/25). Against Philadelphia (10/9), he tied for the team lead with two special teams tackles and added another tackle on special teams against Arizona (10/30). Against Philadelphia (11/14), he played at linebacker and recorded two stops. Against Kansas City (12/11), he recorded two tackles and his first career sack as DeMarcus Ware's backup at outside linebacker. He also had a stop on special teams. At Washington (12/18), he made two tackles on defense and two tackles on special teams. He then led the team with three special teams tackles

at Carolina (12/24). He was placed on injured reserve Dec. 29 after tearing his right ACL during practice Dec. 28.

COLLEGE: Burnett was a two-time All-Southeastern Conference selection at Tennessee. In 2003, he and offensive tackle Michael Munoz became the first juniors to serve as team captains since 1944. In 2004, they became the first two-time captains since J.G. Lowe in 1924-25. As a senior, Burnett earned All-America and first-team All-Southeastern Conference honors and was a semifinalist for the Butkus Award and the Bronko Nagurski Award. He posted a career-high 120 tackles, six stops for a loss, a sack and an interception. After spending 2002 rehabilitating a torn left anterior cruciate ligament, Burnett returned in 2003. He started 12-of-13 games and garnered second-team All-SEC honors after making 90 tackles, 7.5 stops for a loss, eight pressures, three passes defended and 1.5 sacks. Burnett tore his left ACL in the season opener of his junior season. As a sophomore, he played in 12 games, posting 52 tackles, 6.5 tackles for a loss, 3.5 sacks and three pass deflections. Burnett played in 11 games as a freshman, recording 11 tackles, two sacks and a fumble recovery.

PERSONAL: Kevin Bradley Burnett was a stand-out safety and running back for Dominquez High School in Compton, Calif., where he earned *PrepStar* All-America and second-team all-state honors as a safety following his senior season. He also was named all-conference as a running back after rushing for 650 yards and 16 touchdowns on 48 carries. He finished his prep career with seven interceptions and led Dominquez to the state playoffs in 1998 and 1999. At Tennessee, Burnett earned his degree in Sports Management and was a member of the SEC Academic Honor Roll in 2002 and 2003 and the SEC and American Football Coaches Association Good Works teams in 2003. He earned his masters in Sports Management in 2004. As a rookie in Dallas, Burnett was a member of the Cowboys 2005 Rookie Club, a program designed to introduce rookies to community service in the Dallas area. The program worked with The Salvation Army, Children's Medical Center Dallas and Meals on Wheels. During the 2007 offseason, Burnett attend The Stars of Texas...Racing Against the Odds event hosted by local radio personality and newspaper columnist Randy Galloway that raised \$350,000 for the American Diabetes Association. He also attended the Taste of the NFL: The Ultimate Dallas Cowboys Tailgate Party in support of the North Texas Food Bank and event hosts & teammates DeMarcus Ware and Marcus Spears. Burnett also participated in the club's annual NFL Draft Day Fan Appreciation Party signing autographs and thanking fans for their support. Burnett and his wife, Maia, have two sons, Kamurhan (2/19/05) and Kevin, III (6/18/06).

BURNETT'S COWBOYS TOTALS

Year Team	GP-GS	DEFENSE							INTERCEPTIONS					
		ST	AT	TT	Sks-Yds	Tkl/Ls	QB Prs	PBU	FF	No	Yds	Avg	Lg	TD
2005 Dallas	13-0	4	2	6	1.0(-2)	0(0)	0	0	0	0	0	0	0	0
2006 Dallas	16-0	17	6	23	1.0(-2)	1(-6)	0	2	1	1	39	39.0	39t	1
Totals	29-0	21	8	29	2.0(-4)	1(-6)	0	2	1	1	39	39.0	39t	1
Playoffs														
2006 Dallas	1-0	0	0	0	0.0(0)	0(0)	0	0	0	0	0	0	0	0
SPECIAL TEAMS														
Year		Solo	Ast	Tot	FF	FR	BP	BFG	BXP	SINGLE-GAME BESTS				
2005 Dallas		5	6	11	0	0	0	0	0	Tackles - 3, three times, last at Giants, 12/3/06				
2006 Dallas		10	6	16	0	1	0	0	0					
Totals		15	12	27	0	1	0	0	0					
Playoffs														
2006 Dallas	1-0	1	2	3	0	0	0	0	0					



99

Chris Canty

Defensive End

D-4b for '05
(132nd overall)

6'7"

299

11/10/82

Virginia

NFL: 3rd Year

Cowboys: 3rd Year

PRO: Canty emerged as perhaps the biggest surprise of the Cowboys 2005 draft class. After entering his senior season as a potential first-round draft choice, Canty fell to the fourth round because of a knee injury during his senior season and a detached retina in his left eye in the spring before the draft. The Cowboys drafted Canty with a pick they acquired from the Eagles for a fifth-round pick in 2005 and a fourth-round pick in 2006. Canty went on to lead all Dallas defensive linemen with 43 tackles as a rookie. After splitting time with Greg Ellis at defensive end in his rookie season, Canty started all 16 games at defensive end following Ellis's move to linebacker in 2006. Canty finished third among Dallas linemen with 44 tackles and tied for the team lead with seven quarterback pressures. At 6-7, 299 pounds, Canty has the speed to get into the backfield and should continue to help Dallas dominate the trenches for many years.

2006: Canty was the starting defensive end in all 16 regular season games and one playoff game. In the season-opening loss at Jacksonville (9/10), Canty made three tackles and helped limit the Jaguars to 2.4 yards-per-carry. His work against Washington (9/17) helped limit the Redskins to one field goal. He recorded his first sack of the season and made three tackles at Tennessee (10/1). Canty made four tackles and helped limit the Texans (10/15) to 34 rushing yards on 17 carries (2.0 yards-per-carry) and one rushing first down. At Carolina (10/29), Canty added three tackles and helped hold the Panthers to 204 total yards, including 50 rushing yards by DeShaun Foster. Against previously undefeated Indianapolis (11/19), Canty added two tackles and helped limit the Colts to a season-low 14 points. On Thanksgiving Day against Tampa Bay (11/23), he had three tackles and helped limit the Bucs to 211 total yards, including just 28 in the second half. On Christmas Day against Philadelphia

(12/25), he tied his career-high with six tackles, then had four tackles and a season-high three pressures in the season finale against Detroit (12/31). In the wild card game at Seattle (1/6/07), Canty was third on the team with a career-high seven tackles and added a tackle for a loss and a pass breakup.

2005: After working throughout the spring and summer to rehabilitate his knee and recover from the retina injury, Canty was on the field one week into training camp. He split time with Greg Ellis at right defensive end and led all Dallas defensive linemen with 43 tackles. He was also second on the team with five tackles for a loss and was tied for fourth with 2.5 sacks. Canty recorded his first NFL tackle and quarterback pressure in the season opener at San Diego (9/11). Against Washington (9/19), he got his first career sack when he took Mark Brunell down in the third quarter. Canty's season-high six tackles at Oakland (10/2) ranked third on the team and first among linemen. He also added half a sack and a tackle for a loss. Canty had two tackles against Philadelphia (10/9), and the defense limited the Eagles to 129 total yards, including 19 rushing yards, the fourth-lowest rushing total in club history. At Seattle (10/23), the NFL's top-ranked offense entering the game, Canty made two tackles and helped limit the Seahawks to one touchdown and 289 total yards, 118 below their season average. Shaun Alexander, who entered the game as the NFL's leading rusher at 119 yards-per-game (5.5 yards-per-carry), was limited to 61 yards on 21 carries (2.9 yards-per-carry). Canty had a season-high two quarterback pressures and a tackle for a loss against Arizona (10/30), which was limited to 213 total yards, including 71 rushing yards. At Philadelphia (11/14), he played on several first and second downs, recording two tackles, a tackle for a loss and a forced fumble that the Eagles recovered. His play against

Detroit (11/20) helped limit the Lions to 226 total yards, including 29 yards on 12 carries (2.4 yards-per-carry) by Kevin Jones. Canty led all linemen with three tackles and added his second sack of the season against Denver (11/24). At the N.Y. Giants (12/4), Canty made his first NFL start, replacing Ellis at right end, and recorded four tackles. The Giants were limited to 277 total yards and 10 offensive points. Canty started again the next week against Kansas City (12/11) and led all defensive linemen with five tackles despite suffering a sprained ankle during the game. He did not start at Washington (12/18) after missing two days of practice because of the ankle injury, but recorded two tackles and a tackle for a loss at Carolina (12/24). The Dallas defense limited Carolina to 71 rushing yards on 24 carries (3.0 yards-per-carry), with a long run of nine yards. In the season finale against St. Louis (1/1/06), Canty led all defensive linemen with five tackles and also had a tackle for a loss.

COLLEGE: A two-time second-team All-Atlantic Coast Conference selection, Canty led all conference defensive linemen in tackles as a sophomore and junior. Canty's senior campaign ended in the fourth game of the season, when he tore his left anterior cruciate ligament, medial collateral ligament and posterior cruciate ligament. Before the injury, Canty had 30 tackles, seven stops for a loss, a sack and a forced fumble. As a junior, Canty was named second-team All-ACC, Lineman of the Year in Virginia and recipient of the Ned McDonald Award as Virginia's Most Outstanding Defensive Player. He made a career-high 104 tackles, 12 stops for a loss, 12 pressures and four sacks. He became only the second down lineman in school history to record more than 100 tackles in a season. He also earned All-ACC Academic honors. Despite missing three games because of an injury, Canty finished his

sophomore season with 86 tackles, four stops for a loss, four pass deflections, three pressures, three fumble recoveries and two sacks while starting eight-of-11 games. Canty played 12 games as a reserve defensive end in 2001 after redshirting his first year at Virginia. He started one game and recorded 23 tackles, three pressures, two passes defended and a tackle for a loss.

PERSONAL: Despite not playing football until his junior season at Charlotte, N.C., Latin School, Canty earned all-state honors as a senior tight end and defensive end after recording 20 catches for 400 yards and 89 tackles and seven sacks. He finished his prep career with 161 tackles, 12 sacks and two fumble recoveries. He was also a two-year letterman and all-conference honoree on the basketball team. He received his bachelor's degree in African-American studies in May 2004 and did graduate course work in secondary education during his final football season at Virginia. As a rookie, Canty was a member of the Cowboys 2005 Rookie Club, a program designed to introduce rookies to community service in the Dallas area. The program worked with The Salvation Army, Children's Medical Center Dallas and Meals on Wheels. During the 2006 season, Canty joined the Cowboys Rookie Club and participated in the team's United Way Hometown Huddle community outreach effort to help refurbish a Dallas area high school's courtyard and greenhouse. Canty attended the 2006 and 2007 Stars of Texas...Racing Against the Odds events in support of the American Diabetes association and event host Randy Galloway a local newspaper columnist and radio personality. The events raised \$650,000 the last two years. Canty also participated in the club's annual NFL Draft Day Fan Appreciation Party signing autographs and thanking Cowboys fans for their support. Canty's mother, Shirley, is an ordained Methodist minister.

CANTY'S COWBOYS TOTALS

Year	GP-GS	DEFENSE						INTERCEPTIONS				FUMBLES REC						
		ST	AT	TT	Sks-Yds	Tkl/Ls	QB Prs	PBU	FF	No Yds	Avg	Lg	TD	No Yds	Avg	Lg	TD	
2005 Dallas	16-2	26	17	43	2.5(-18)	5(-10)	6	0	1	0	0	0	0	0	0	0	0	0
2006 Dallas	16-16	28	16	44	1.0(-2)	0(0)	7	1	0	0	0	0	0	0	0	0	0	0
Total	32-18	54	33	87	3.5(20)	5(-10)	13	1	1	0	0	0.0	0	0	0.0	0	0	0
Playoffs																		
2006 Dallas	1-1	7	0	7	0.0	1(-1)	0	1	0	0	0	0.0	0	0	0.0	0	0	0

SINGLE-GAME BESTS

Tackles - 7 at Seattle, 1/6/07
Sacks - 1.0 vs. Washington, 9/19/05 and vs. Denver, 11/24/05
QB Pressures - 2 vs. Arizona, 10/30/05



54

Bobby Carpenter

Linebacker

D-1 for '06
(18th overall)

6'2" | 248 | 8/1/83 | Ohio State

NFL: 2nd Year | Cowboys: 2nd Year

PRO: The Cowboys selected Carpenter with their first pick in the 2006 NFL Draft, giving them a tough, athletic linebacker who can play inside and outside linebacker in the 3-4 scheme.

Carpenter has the size and speed (4.63 seconds in the 40-yard dash) to be an effective run stopper and pass rusher. He can also cover backs or tight ends in the passing game. As a rookie, his

playing time was limited in the deep Dallas linebacking corps, but a midseason injury to Greg Ellis accelerated Carpenter's development, and he was a solid contributor on the outside by season's end. He also surfaced as a strong special teams performer. Carpenter came to Dallas as one of the most accomplished players from Ohio State in recent years. He is the son of former NFL running back Rob Carpenter, who played for the New York Giants (1983-85) under former Cowboys head coach Bill Parcells. Rob also coached Bobby in high school.

2006: Carpenter spent most of his rookie year learning the outside and inside linebacker positions in the Cowboys 3-4 scheme. He was used sparingly as a special teams player early in the regular season before a season-ending injury to outside linebacker Ellis forced Carpenter into the lineup later in the season. After being inactive for the season-opening loss at Jacksonville (9/10), Carpenter played his first regular season game in the home-opening win over Washington (9/17), which was a nationally televised Sunday night game. Carpenter played a limited role in the Dallas nickel defense and contributed on special teams against the Redskins. Against the N.Y. Giants (10/23) and at Carolina (10/29), he played on special teams and as a down lineman in the nickel package. Carpenter made his first professional tackle on special teams at Washington (11/5). In the win at Arizona (11/12) the following week, he recorded a special teams tackle for the second straight week and also played strongside linebacker late in the game after Ellis sustained his season-ending injury. When the Cowboys defeated previously undefeated Indianapolis (11/19), Carpenter split time with Al Singleton at strongside linebacker and recorded his first career defensive tackle. He again split time with Singleton in the Thanksgiving Day victory over Tampa Bay (11/23), recording one defensive tackle at strongside linebacker and one special teams stop. In the last-minute win at the N.Y. Giants (12/3), he registered two tackles and a special teams tackle, as the Giants were limited to a 16.7-yard average on six returns. In the Cowboys Saturday night win at Atlanta (12/16), Carpenter recorded his first career sacks, splitting a third-quarter sack of Michael Vick with DeMarcus Ware and getting his first solo sack on the next possession. In the Christmas Day loss to Philadelphia (12/25), he had a regular season-high three tackles and added a special teams tackle. Carpenter earned his first NFL start at outside linebacker in the season-ending loss to Detroit (12/31) and had two tackles and broke up a pass. In the wild card loss the following week at Seattle (1/6/07), Carpenter made his second start and had his best game as a professional. He recorded a season-high five tackles, a tackle for a loss and broke up three passes. The Dallas defense limited Shaun Alexander to 69 rushing yards on 24 carries (2.9 yards-per-carry).

COLLEGE: Carpenter finished his Ohio State

career ranked 10th on the school's all-time sacks list with 14.5. He also had 191 career tackles, 23.5 tackles for a loss and three interceptions. As a member of one of the best linebacking corps in college that season, he helped Ohio State lead the nation in rushing defense and finish fifth in total defense and scoring defense. Carpenter earned All-Big Ten Conference second-team honors for the second consecutive year after posting 49 tackles, a career-high eight sacks, 10.5 tackles for a loss and three pass deflections as a senior. The Buckeyes finished 10-2 and earned a berth in the Fiesta Bowl, where they defeated Notre Dame. As a junior, he was an All-Big Ten Conference second-team selection after posting a career-high 93 stops, two sacks and 6.5 tackles for a loss. He also intercepted three passes and had three pass deflections. As a sophomore, Carpenter played in every game, including four starts at strongside linebacker, and recorded 37 tackles, 4.5 sacks and 6.5 tackles for a loss. The Buckeyes went 11-2, including a win over Kansas State in the Fiesta Bowl. In 2002, Carpenter played in every game as a special teams player and reserve linebacker. The Buckeyes went 14-0 and won the national championship by beating Miami in the Fiesta Bowl.


PERSONAL: Carpenter attended Lancaster, Ohio, High School, where he played football for his father, Rob Carpenter. Bobby was a first-team All-Ohio choice as a senior, and Rivals.com rated him the 13th-best outside linebacker in the country. Carpenter finished his high school career with 128 tackles and 12 tackles for a loss. In 2001, he played alongside his brother, Jonathan, who now plays linebacker at the University of Cincinnati. As a member of the Lancaster swim team, Bobby advanced to the district finals in the 50- and 100-meter freestyle. Carpenter graduated with a degree in business from Ohio State. As a member of the 2006 Dallas Cowboys Rookie Club, a program designed to introduce rookies to community service in the Dallas area, Carpenter participated in monthly charity visits to non-profit organizations. Rookie Club community activities included visits and volunteer work at the Irving Library to recognize Hispanic Heritage Month, United Way Hometown Huddle events to refurbish a greenhouse at a Dallas high school and emphasize the importance of physical activity at an Arlington childcare center, serving a Thanksgiving meal to hundreds in need at The Salvation Army and taking part in the team's annual participation in the Salvation Army's Angel Tree program which provides gifts to children from low-income families for Christmas. During the 2007 offseason, Carpenter attended the Taste of the NFL: The Ultimate Dallas Cowboys Tailgate Party in support of the North Texas Food Bank and event hosts & teammates DeMarcus Ware and Marcus Spears. He also attended the club's annual NFL Draft Day Fan Appreciation Party signing autographs and thanking Cowboys fans for their support.

CARPENTER'S COWBOYS TOTALS

Year Team	GP-GS	DEFENSE					INTERCEPTIONS							
		ST	AT	TT	Sks-Yds	Tkl/Ls	QB	Prs	PBU	FF	No Yds	Avg	Lg	TD
2006 Dallas	13-1	8	3	11	15(-5)	0	0	1	0	0	0	0	0	0
Playoffs														
2006 Dallas	1-1	4	1	5	0.0	1(-5)	0	3	0	0	0	0.0	0	0

CARPENTER'S COWBOYS TOTALS (cont.)

Year	SPECIAL TEAMS								SINGLE-GAME BESTS Tackles - 5 at Seattle (1/6/07)
	Solo	Ast	Tot	FF	FR	BP	BFG	BXP	
2006 Dallas	5	2	7	0	0	0	0	0	
Playoffs 2006 Dallas	1	0	1	0	0	0	0	0	1-1



Marc Colombo



Tackle

FA for '05

6'8"

315

10/8/78

Boston College

NFL: 6th Year

Cowboys: 3rd Year

PRO: The Cowboys signed Colombo on Nov. 1, 2005, to provide depth at offensive tackle after losing Flozell Adams for the season. A former first-round selection (29th overall) by the Chicago Bears in 2002, Colombo is a big, strong lineman who has played both tackle positions. With the Bears, he was limited to seven career starts at left tackle and played as a reserve right tackle in 11 other games. He suffered a serious knee injury toward the end of his rookie season, then spent all of 2003 and most of 2004 rehabilitating the injury. He entered the 2006 season as healthy as ever, starting all 16 games for Dallas at right tackle after beating out both Rob Pettiti and Jason Fabini in training camp. He also provided Dallas with an able body on special teams, having blocked two field goal attempts in his career. Colombo will look to continue to be a constant on the offensive line after signing a two-year extension at the end of last year.

2006: Colombo earned the starting right tackle position after battling Pettiti and Fabini in training camp. He started every game in one of the Cowboys most productive and efficient offensive seasons ever. The Cowboys offense scored 425 points (26.6 points-per-game) in 2006, the fourth-most in the NFL. That output was the Cowboys best since the Super Bowl season of 1995 and their fourth-best since the NFL went to a 16-game schedule in 1978. Dallas was second in the NFL in 2006 in third-down efficiency (48.8%), the club's highest rating in that category since 1980. Dallas also averaged 360.8 yards-per-game in total offense, the fifth-most in the NFL and the most for the Cowboys since the 1995 season. In the season opener at Jacksonville (9/10), Colombo started for the first time since the final game of the 2004 season, and the line allowed only two sacks in 35 pass plays. In the win over Washington (9/17), his blocking helped Dallas rush for 138 yards and allow just one sack. At Tennessee (10/1), the Cowboys rushed for 217 yards and three touchdowns, their best showing since December 14, 2003, when they rushed for 222 yards. Julius Jones rushed for over 100 yards both at Philadelphia (10/8) and against the Texans (10/15). Dallas threw for a season-high 310 yards against the N.Y. Giants (10/23) before Tony Romo took over as the starter at Carolina (10/29). That day, the offense gained 414 total yards and controlled the clock for a season-best

38:16. At Arizona (11/12), the offensive line did not allow a sack, and Romo threw for 308 yards, his first 300-yard passing game. In the win over previously undefeated Indianapolis (11/19), Colombo and the offensive line gave Romo time to complete 19-of-23 passes (82.6%) for 226 yards with just one sack. In the Thanksgiving Day win over Tampa Bay (11/23), the line limited the Bucs to one sack on 30 pass plays, and the offense gained a season-high 435 total yards (306 passing and 137 rushing). Dallas also picked up a season-high 27 first downs, including 18 through the air, their most passing first downs since 1998. Romo also tied the club record with five passing touchdowns. In the last-second win at the N.Y. Giants (12/3), the line allowed just one sack in 35 pass plays, and the Cowboys gained 257 passing yards and 110 rushing yards. Colombo also recovered a Romo fumble. Against New Orleans (12/10), the offensive line helped the team rush for more than 100 yards for the seventh straight week as the Cowboys gained 116 yards on 16 carries. In the win at Atlanta (12/16), Colombo helped Dallas control the ball for 33:21, gain 352 yards and score 31 offensive points. The line's blocking was the key to the Cowboys 11-play, 80-yard touchdown drive late in the fourth quarter, which lasted 6:32 and put the game away. In the season-ending loss against Detroit (12/31), the line allowed Romo to throw for a season-high 321 yards and two touchdowns. In the wild card loss at Seattle (1/6/07), the line helped Jones to rush for 112 yards on 22 carries.

2005: Colombo returned to the Bears and played in the season opener at Washington (9/11) but was released the next week. He was out of football until signing with Dallas on Nov. 1. He was inactive his first three games with Dallas but played on special teams at the N.Y. Giants (12/4). Against Kansas City (12/11) and at Washington (12/18), he played on special teams and at tight end in goal line situations. He was inactive at Carolina (12/24) before playing on special teams against St. Louis (1/1/06) in the last game of the season.

2004: Colombo started the season on the reserve/PUP list while rehabilitating his knee injury. He was elevated to the Bears active roster in Week 10 and played in eight games, starting two at left tackle. At Tennessee (11/14), he played

in his first game since Nov. 18, 2002, and blocked a 52-yard field goal attempt, his second career blocked field goal. He started his first game of the season at Detroit (12/26) and helped the Bears gain 124 yards on 25 carries (5.0 yards-per-carry).

2003: Colombo spent the entire 2003 season rehabilitating his knee injury.

2002: Colombo was drafted in the first round by Chicago. After playing as a reserve the first five weeks of the season, he became the starting left tackle in Week 6. He made his NFL debut in the season opener against Minnesota (9/8), subbing at right tackle for an injured James Williams. He spelled Williams in the second half at Atlanta (9/15) and then moved to left tackle in the second half at Buffalo (9/29). Colombo blocked his first kick – a 28-yard field goal attempt – against Green Bay (10/7). He made his first career start, at left tackle, at Detroit (10/20) and started the next five games. At St. Louis (11/18), Colombo suffered a dislocated left patella and femoral nerve damage. He was inactive against Detroit (11/24), then was placed on Reserve/Injured list for the final five games of the season.

COLLEGE: Through his final two years at Boston

College, Colombo did not allow a sack in 20 games. In each of his four collegiate seasons, he helped pave the way for a 1,000-yard rusher. As a senior, Colombo earned All-Big East Conference honors playing both tackle positions. He started the first two games at right tackle before moving to left tackle for six games. He was part of a line that helped the offense gain 4,361 yards, including over 1,000 yards from running back William Green. As a junior, he started all 12 games for the NCAA's 21st-ranked rushing attack and the Big East's third-ranked offense. The offensive line allowed just six sacks. As a sophomore, Colombo played in seven games, including the Insight.com Bowl. As a true freshman, he played in six games, mostly on special teams.


PERSONAL: Colombo earned *Boston Globe*, *Boston Herald*, *Brockton Enterprise* and *Taunton Gazette* all-scholastic honors at offensive tackle as a senior at Bridgewater, Mass., State College. He also registered 75 tackles and five sacks as a senior defensive lineman. He earned *Brockton Enterprise* all-scholastic honors as a senior, playing basketball and baseball. He earned his degree in sociology from Boston College. He is married to his wife, Jessica.

COLOMBO'S NFL TOTALS

GAMES/STARTS (regular season, playoffs): 2002 (10/5 – Chi.), 2003 (Reserve/PUP – Chi.), 2004 (8/2 – Chi.), 2005 (1/0 – Chi.; 3/0 – Dallas), 2006 (16/16, 1/1 – Dallas). Total (38/23, 1/1).

ADDITIONAL STATISTICS

Blocked Field Goals – 2002 (Chi.) 1, 2004 (Chi.) 1. Total: 2



Patrick Crayton

84

Wide Receiver

D-7 for '04
(216th overall)

6'0"

205

4/7/79

NW Oklahoma State

NFL: 4th Year

Cowboys: 4th Year

PRO: Touted as one of the most versatile athletes in the country, Crayton was picked in the seventh round (216th overall) of the 2004 NFL Draft. He played as a punt returner and receiver as a rookie and made a last-minute, game-winning touchdown catch against the Redskins. In 2005, Crayton thrived in training camp and was named the third receiver. He continued to impress coaches with his ability to make plays, but a midseason ankle injury slowed his second NFL season. After rehabbing the ankle, Crayton played during the final stretch in 2005, and he returned healthy for the 2006 season. Crayton made seven starts in the 2006 season, recording career highs for receptions, receiving yards and receiving touchdowns. He has seven career receiving touchdowns, averaging 30.7 yards-per-touchdown.

2006: Crayton opened the 2006 season at full strength after suffering a sprained right ankle in the first preseason game at Seattle (8/12), which caused him to miss two weeks. He returned to practice Aug. 28 and played in the last presea-

son game against Minnesota (8/31). Crayton set career highs for receptions (36), receiving yards (516) and receiving touchdowns (four) in 2006, when he played in 16 regular season games, including seven starts. Twenty-eight of his 36 receptions in 2006 picked up a first down, including 14 on third or fourth down. Crayton also shared punt-return duties with Terence Newman and gained 85 yards on 11 returns (7.7 yards-per-return). In the home opener against Washington (9/17), he made two receptions, including a four-yard touchdown catch, and returned four punts for 35 yards. At Philadelphia (10/8), Crayton made his first start and had two catches for 18 yards, including one on fourth down that kept a drive alive. He also returned three punts for 16 yards. Crayton led the team with 61 receiving yards on a season-high five receptions against Houston (10/15). He had his longest reception of the season – a 53-yard touchdown catch – against the N.Y. Giants (10/23). At Washington (11/5), he had a season-high 84 receiving yards on four catches; all four catches came on scoring drives and three picked

up first downs. At Arizona (11/12), Crayton led the team with a career-high 104 receiving yards and a touchdown on five receptions. It marked his first career 100-yard receiving game, and all five of his catches gave Dallas a first down. He made four receptions for 68 yards against Tampa Bay (11/23), and three of the receptions picked up a first down. In the last-minute win at the N.Y. Giants (12/3), Crayton made three receptions for 31 yards, and all three receptions picked up a first down. Crayton struggled in his next three games, being held without a reception against New Orleans (12/10), making one reception at Atlanta (12/16), and making two receptions – both for first downs – against Philadelphia (12/25). He recorded his fourth touchdown reception of the season in the season finale against Detroit (12/31), on a six-yard reception on third down in the second quarter. In the playoff loss to Seattle (1/6/07), he made three receptions for 42 yards, and all three receptions picked up a first down.

2005: Crayton had an outstanding second season, but it was slowed by a fractured ankle. Still, he played in 11 games, led the team with a 7.2-yard average on punt returns, and made 22 receptions for 341 yards and two touchdowns as the third receiver. He got off to a quick start, leading the team with career-highs in receptions (six) and receiving yards (89) at San Diego (9/11). He scored one touchdown, and five of his six receptions picked up a first down. Against Washington (9/19), he made one reception for five yards and averaged 7.3 yards on four punt returns. At San Francisco (9/25), he made four receptions for 39 yards and gained no yards on his first career rush, which came on a fake punt attempt. He had a career-long 63-yard touchdown reception in the fourth quarter at Oakland (10/2). Against Philadelphia (10/9), he made two receptions for 30 yards and set career highs with seven punt returns for 84 yards. Against the N.Y. Giants (10/16), he made four receptions for 46 yards, including a 10-yard reception that picked up a first down on the Cowboys game-winning scoring drive in overtime. Crayton fractured his ankle on that play and was inactive for the next five games. He returned at the N.Y. Giants (12/4) and made one punt return for four yards. Crayton had four fair catches, tying the club single-game record, against Kansas City (12/11). At Washington (12/18), he made his first reception since suffering the injury – a 24-yard reception – and had one punt return for six yards. He returned two punts for eight yards at Carolina (12/24). He closed the season against St. Louis (1/1/06) with three receptions for 45 yards and two punt returns for 15 yards.

2004: Crayton was inactive the first three weeks of his rookie season. He was released Oct. 2 and spent the next month on the club's practice squad. He returned to the active roster Oct. 30 after Terry Glenn was lost for the season and Quincy Morgan was injured at Green Bay. Crayton made his NFL debut against Detroit (10/31) as a punt returner and receiver, recording a 30-yard catch on third-and-8 for his first career reception. The Cowboys scored a touchdown on that drive to go up 31-21 with 1:54 remaining. The next week at Cincinnati (11/7), Crayton made two receptions for 14 yards as the club's third receiver. Again working as the club's third receiver against Philadelphia (11/15), he made two catch-

es for six yards and took over as the club's punt returner in the second quarter, returning three punts for 34 yards (11.3 yards-per-return). Crayton was the fourth receiver at Seattle (12/6) and took a direct snap from center on a two-point attempt but was tackled short of the end zone. He was inactive the following two weeks, against New Orleans (12/12) and at Philadelphia (12/19). He returned in style against Washington (12/26), recording two catches for 54 yards, including the game-winning touchdown. His first catch, a 15-yarder, came on fourth-and-10 from the Dallas 25-yard line with 1:09 remaining. It was his first snap of the game. Five plays later, he caught a 39-yard touchdown pass to give Dallas a 13-10 lead with 30 seconds remaining. It was his first career touchdown reception and his first catch since Week 10. In the regular season finale, at the N.Y. Giants (1/2/05), Crayton was second on the team with a season-high five receptions for 58 yards after taking over as the second receiver when Keyshawn Johnson fractured his ankle. Four of his five receptions picked up a first down for Dallas, and all five came on scoring drives. In the first half, he had a 19-yard reception on fourth-and-1 with eight seconds left, setting up a 45-yard field goal by Billy Cundiff as time expired. He then had three receptions for 27 yards in the second half, including one to convert on third-and-4 on the Cowboys opening touchdown drive. In the second quarter, he attempted his first career pass, throwing an interception after getting the ball on a handoff.

COLLEGE: A four-time all-conference selection, Crayton played as a punt returner, kickoff returner, quarterback and wide receiver at Northwestern Oklahoma State. In 44 games for the Rangers, Crayton made 80 receptions, averaging 19.0 yards-per-reception, and scored 17 touchdowns as a receiver. He also gained 1,751 yards on 209 carries with 17 touchdowns; averaged 20.8 yards on 72 punt returns with 10 touchdowns; averaged 23.7 yards on 39 kickoff returns with two touchdowns; and completed 136-of-236 passes for 1,967 yards, 21 touchdowns and eight interceptions. In four years, he gained 5,688 all-purpose yards, including 3,718 yards in total offense and 46 touchdowns. As a senior, he earned Little All-America second team and All-Central States Football League Offensive Player of the Year honors after starting at quarterback, handling kickoff returns and punt returns, and playing wide receiver. He completed 128-of-221 passes for 1,837 yards and a school-record 19 touchdowns. He also rushed for a school single-season record 1,476 yards on 173 carries with 13 touchdowns and made 15 receptions for 331 yards and four touchdowns. He became the first player in NAIA history to score a touchdown as a passer, receiver, rusher, kickoff returner and punt returner in a single season. As a sophomore and junior, Crayton earned All-America honorable mention and All-CSFL first-team honors at receiver. As a sophomore, he led the nation with 19 punt returns for 508 yards (26.7 per-return) and three touchdowns.

PERSONAL: Crayton attended DeSoto, Texas, High School and was a standout at receiver, quarterback, running back and return specialist. He graduated from Northwestern Oklahoma State with a degree in health education. He was a member of the Cowboys 2004 Rookie Club, a program designed to introduce rookies to com-

community service in the Dallas area. He and his fellow rookie teammates visited various nonprofit organizations that serve children and adults, including the NFL Play It Smart program at Dallas' Lincoln High School, ChildCareGroup, NFL United Way Hometown Huddle and The Salvation Army. At the NFL Play It Smart visit to Lincoln High School, Crayton spoke to the football team about the importance of education. He also participated in the 2006 Stars of Texas Racing Against the Odds event hosted by local

newspaper columnist and radio personality Randy Galloway. The event raised over \$300,000 for the American Diabetes Association. During the 2006 and 2007 offseasons, Crayton hosted a youth football camp in DeSoto. Crayton also participated in the club's 2007 NFL Draft Day Fan Appreciation Party signing autographs and thanking Cowboys fans for their support. He also participated in a high school mentorship program in DeSoto.

CRAYTON'S COWBOYS TOTALS

Year Team	GP-GS	RECEIVING					PUNT RETURNS					
		No	Yds	Avg	Long	TD	No	Yds	Avg	FC	Long	TD
2004 Dallas	8-0	12	162	13.5	39t	1	4	34	8.5	1	17	0
2005 Dallas	11-0	22	341	15.5	63t	2	23	166	7.2	9	25	0
2006 Dallas	16-7	36	516	14.3	53t	4	11	85	7.7	7	19	0
Total	35-7	70	1,019	14.6	63t	7	38	285	7.5	17	25	0
Playoffs												
2006 Dallas	1-0	3	42	14.0	18	1	0	0	0.0	2	0	0

SINGLE-GAME BESTS:

Receptions - 6 @ San Diego, 9/11/05
Receiving Yards - 104 @ Arizona, 11/15/05
Long Reception - 63t @ Oakland, 10/2/05
Punt Returns - 7 vs. Philadelphia, 10/9/05
Punt Return Yards - 84 vs. Philadelphia, 10/9/05
Long Punt Return - 25 vs. Philadelphia, 10/9/05

ADDITIONAL STATISTICS

Passing - 2004 (0-1, 1 interception)
Rushing - 2005 (1-0 yds)



Tony Curtis



Tight End

FA for '05

6'5" | 265 | 2/11/83 | Portland State

NFL: 2nd Year | Cowboys: 2nd Year

PRO: Curtis signed with the Cowboys as a rookie free agent in 2005. After training camp, he was released and immediately signed to the Cowboys practice squad on Sept. 4. He remained on the practice squad for the rest of the 2005 season. Following the season finale against St. Louis (1/1/06), he was signed by Dallas and placed on the practice squad following training camp. He was signed to the Cowboys active roster Oct. 13, 2006, and played in four games before he was released on Nov. 24. Curtis was re-signed by Dallas at the end of the 2006 season and was allocated to NFL Europe, where he recorded 14 receptions for 112 yards and three touchdowns for the Cologne Centurions. Curtis hopes to build on his playing experience in an effort to make the 2007 roster.

2006: Curtis spent most of the season on the Cowboys practice squad with a stint on the active roster. He was signed to the active roster Oct. 13 after Ryan Hannam was placed on injured reserve. Curtis played in four-out-of-seven games, but did not record any stats. Curtis was released by Dallas on Nov. 24 and immediately re-signed to their practice squad where he finished out the season.

2005: Dallas signed Curtis as a rookie free agent following the 2005 NFL Draft. He went to training camp with Dallas and was signed to the team's

practice squad at the conclusion of camp. He spent the 2005 season on the practice squad.

COLLEGE: Curtis finished his collegiate career at Portland State after playing two seasons at Fresno Community College. As a senior, Curtis played in all 11 games at tight end for the Vikings and had seven receptions for 96 yards and one touchdown. Curtis played in all 11 games as a junior at Portland State, finishing with nine catches for 79 yards.

PERSONAL: Curtis lettered in football and basketball at Seaside, Calif., High School and earned Monterey County Athlete of the Year in 2001. As a senior, he was named all-county and County Defensive Player of the Year in football and all-league and all-county in basketball. As a rookie, Curtis was a member of the Cowboys 2005 Rookie Club, a program designed to introduce rookie team members to community service in the Dallas area. The program worked with The Salvation Army, Children's Medical Center Dallas and Meals on Wheels. Curtis also signed autographs and interacted with Cowboys fans at the team's 2006 NFL Draft Day party. During the 2006 season, Curtis joined several teammates to help serve an Early Thanksgiving Day meal to over 300 men and women receiving assistance from The Salvation Army Carr P. Collins Social Service Center in Dallas, Texas.



66

Trey Darilek

Center

FA for '07

6'5"

289

4/23/81

Texas-El Paso

NFL: 4th Year

Cowboys: 1st Year

PRO: Darilek (pronounced DAR-juh-lek) signed with the Cowboys on Feb. 16, giving them a young lineman who can play multiple positions along the line, moves well for his size and is a good run blocker. A fourth-round selection (131st overall) in the 2004 NFL Draft by the Eagles, Darilek will look to battle for playing time as a reserve lineman.

2006: Darilek went to camp with the Eagles but was released at the final cut date. He signed with the Miami Dolphins on Sept. 12 and was inactive for four games before being released on Oct. 11. He was out of football for the remainder of the season.

2005: Darilek returned to the Eagles and played in 15 games as a reserve lineman.

2004: Darilek was the Eagles second selection in the fourth round (131st overall) of the NFL Draft. He was inactive for 13 games as a rookie but made his NFL debut as a reserve against Green


Bay (12/5). He played in the final two games of the season, at St. Louis (12/27) and against Cincinnati (1/2/05). Darilek was inactive in the playoffs.

COLLEGE: Darilek started 43 games at UTEP, including 30 at right tackle and all 13 games at left tackle as a senior. He earned All-Western Athletic Conference honors as a senior and as a junior, when he started just seven games because of a torn medial collateral ligament. As a sophomore in 2001, Darilek started every game at right tackle, and the Miners offense averaged 329.2 yards per game. As a redshirt freshman, he was named to the *College Football News* All-America team after making 12 starts at right tackle.

PERSONAL: Darilek was a standout tight end and defensive end at Robert E. Lee High School in San Antonio, Texas. He earned all-district and all-city honors as a junior and senior.

DARILEK'S NFL TOTALS

GAMES/STARTS (regular season, playoffs): 2004 (3/0 - Phi), 2005 (15/0 - Phi). Total 18/0.



29

Keith Davis

Safety

FA for '04

5'11"

207

12/30/78

Sam Houston

NFL: 5th Year

Cowboys: 5th Year

PRO: Davis's instincts for being around the ball and his ability to make the big hit make him a threat on special teams and as a safety. As the starting free safety in 21 of the last 32 regular season games, Davis has teamed with Pro Bowl strong safety Roy Williams to form one of the league's hardest-hitting safety duos. He will face strong competition this year from Ken Hamlin, who was signed as a free agent, and Patrick Watkins, who will be in his second year as a free safety. Davis has established himself as one of the Cowboys top special teams players over the last three seasons, when he's made 51 special teams tackles. After taking the 2003 season off, Davis earned a spot with Dallas in training camp in 2004, when the club signed him and allocated him to NFL Europe. He earned All-NFL Europe honors as a safety in 2004 with the World Bowl champion Berlin Thunder. He then became one of the Cowboys top special teams players in 2004. He originally joined the Cowboys as a rookie free

agent in 2002 but was released at the beginning of the 2003 training camp after suffering a gunshot wound that June.

2006: After being the starting free safety in 2005, Davis battled rookie Patrick Watkins for the starting assignment throughout 2006. He again was one of the team's top special teams performers and finished fourth on the club with 14 special teams tackles. Davis made six regular season starts at free safety, and the team went 4-2 in those games. In the season opener at Jacksonville (9/10), Davis saw limited action on defense, but made two tackles on punt coverage. In the win at Tennessee (10/1), he tackled Bobby Wade at the Tennessee 18-yard line on a kickoff return. In the loss at Philadelphia (10/8), Davis took over for Watkins at free safety late in the game and made one tackle. He led the team with a career-high four special teams tackles, including three on punt coverage. In the opening drive of Dallas's win over Houston (10/15), Davis pres-

■ sured David Carr on third-and-goal from the Dallas one-yard line, forcing Carr to throw the ball away. The Texans settled for a field goal after having first-and-goal from the four. Davis also had one special teams tackle. He was inactive in the Monday night loss to the N.Y. Giants (10/23) after practicing all week with a sprained ankle. In the Sunday night win at Carolina (10/29), he split time at free safety, playing mostly on first and second downs. He made one tackle and helped limit DeShaun Foster to 50 yards on 15 carries. The following week in a last-second loss at Washington (11/5), Davis made his first start of the season at free safety and made four tackles and one special teams tackle. He started the following week in a win at Arizona (11/12) and made four tackles. In the win over undefeated Indianapolis (11/19), he had four tackles and helped limit the Colts to a season-low 14 points. In the last-minute win at the N.Y. Giants (12/3), Davis made a season-high five tackles and helped limit the Giants starting wide receivers, Plaxico Burress and Tim Carter, to eight catches for 64 yards (8.0 yards-per-catch).

■ **2005:** Davis won the starting free safety spot in training camp and finished fourth on the team with 68 tackles. He also led the team with 16 special teams tackles. Davis played a key role in helping the Cowboys finish sixth in the NFL in opponents average starting field position following a kickoff (26.9-yard line). Dallas was also 11th in the NFL in punt coverage, allowing 7.6 yards-per-return. At San Diego (9/11), his first career start at safety, Davis had three tackles and broke up a pass in the end zone on the Chargers final possession of the game. In the loss to Washington (9/19), Davis had four tackles and recovered a Ladell Betts fumble just before halftime. In the win at San Francisco (9/25), Davis made five tackles and tied for the team lead with two special teams tackles, including one at the 18-yard line on a kickoff. At Oakland (10/2), Davis tied for third on the team with six tackles. In the win over the N.Y. Giants (10/16), Davis added four assists. In the last-minute loss at Seattle (10/23), which entered the game as the NFL's top-ranked offense, Davis made two tackles and helped limit the Seahawks to one touchdown and 289 total yards, 118 yards below their season average. He had four tackles and broke up a pass in the win over Arizona (10/30) and helped limit the Cardinals to 213 total yards, including 142 net passing yards. He also led the team with three special teams tackles. The Cowboys limited Reggie Swinton to an 18.1-yard average on seven kickoff returns. In the Monday night win at Philadelphia (11/14), he had six tackles, and the Eagles were limited to 178 net passing yards and 8.7 yards-per-catch. The Eagles receivers had one catch over 10 yards, an 18-yard catch by Greg Lewis. In the win over Detroit (11/20), Davis was second on the team with a career-high seven tackles, and the Lions were held to 226 total yards, including 169 passing yards. Davis also led the team with two special teams tackles, including one at the 16-yard line, and helped limit Eddie Drummond to a 19.8-yard average on four kickoff returns and one punt return for -6 yards. In the overtime loss to Denver, (11/24), Davis was third on the team with five tackles, and the Broncos were limited to 149 net passing yards. Davis also led the team with two special teams tackles, including one at the Broncos 16-yard line on a kickoff. He also downed a punt at the Broncos two-yard line, and that drive ended two

plays later with a fumble at the 10-yard line. The Cowboys recovered and scored a game-tying touchdown. The following week in a loss at the Giants (12/4), Davis made five tackles, and the Giants were limited to 150 net passing yards and only one pass of over 18 yards. In the win over Kansas City (12/11), Davis made five tackles and stopped Dante Hall at the Chiefs 14-yard line on a kickoff return. In the loss at Washington (12/18), he made four tackles and broke up his second pass of the season with a big hit on Robert Royal. In the season ending loss to St. Louis (1/1/06), Davis recorded five tackles and a tackle behind the line of scrimmage as the Rams were held to 147 net passing yards.

■ **2004:** Davis started the year by earning All-NFL Europe honors after leading the Berlin Thunder to the World Bowl title. He finished second in the league and first on the team with four interceptions, and he finished second on the team with 65 tackles. He then returned to the Cowboys special teams unit and finished second on the team with 21 special teams tackles. He was part of a unit that led the NFL by allowing 17.5 yards-per-kickoff return and did not allow a kickoff return of 35 yards or more all season. Davis's play on special teams earned him a spot on the *USA Today* All-Joe Team. In the season opener at Minnesota (9/12), he tied for the team lead with two special teams tackles, and the Vikings were limited to a 17.8-yard average on four kickoff returns. At Washington two weeks later (9/27), he tied for the team lead with two special teams tackles and helped limit Chad Morton to a 6.0-yard average on three punt returns on eight punts. He led the team with three special teams tackles and forced a fumble on the opening kickoff of the second half against Pittsburgh (10/17). He helped limit the Steelers to a 13.6-yard average on five kickoff returns. Against Detroit (10/31), he led the team with three special teams tackles, and Eddie Drummond, who entered the game as the NFL's third-ranked kickoff returner (29.0 yards-per-return), was limited to a 16.8-yard average on five returns. Davis also forced Drummond to call for a fair catch at the 13-yard line on a 50-yard punt. A strained hip flexor in the second quarter at Cincinnati (11/7) kept him on the sidelines in the second half and the following week against Philadelphia (11/15), but he returned to action at Baltimore (11/21). He was second on the team with three special teams tackles in the win at Seattle (12/6), which was limited to a 17.3-yard average on seven kickoff returns. The Seahawks average starting field position on drives following a kickoff was the 23-yard line. Against New Orleans (12/12), Davis led the team with three special teams tackles and helped limit the Saints to a 16.5-yard average on four kickoff returns. He had one tackle inside the 20 on a kickoff and also drew an illegal block penalty on another. Against Washington (12/26), Davis led the team with three special teams tackles and forced a fumble on punt coverage that was recovered by Keith O'Neil.

■ **2003:** Davis re-signed with the Cowboys on March 7 but was released July 26 after suffering a gunshot wound as a bystander in an altercation. He missed the entire 2003 NFL season.

■ **2002:** Davis signed with the Cowboys as a rookie free agent and made eight tackles and an interception in the preseason. He was released Sept. 1 and signed with the Cowboys practice squad Sept. 2. He was released again Sept. 10, but re-

signed with the practice squad Sept. 16. He was moved to the active roster Oct. 12 and, in his first regular season game, made four tackles against Carolina (10/13). He then made a tackle, two quarterback pressures and a pass defended at Arizona (10/20). He was waived Oct. 22 and re-signed with the Dallas practice squad Oct. 23. Davis moved back to the active roster Nov. 22 and made at least one special teams tackle in each of the last six games of the season, including two in the Thanksgiving Day win over Washington (11/28).


COLLEGE: Davis led Sam Houston with 96 tackles and broke up seven passes and forced three fumbles as a senior, when he earned All-America honors from the American Football Coaches Association and All-Southland League honors. He finished fourth on the school's career tackles list with 339. As a junior, Davis was named Southland Football League Defensive Player of the Year and the team's most valuable player after posting 99 tackles, a team-high 14 tackles for a loss, two interceptions, and two blocked punts. As a sophomore, Davis earned honorable mention All-Southland honors after making 104 tackles, 11 passes defended, three forced fumbles, two interceptions, two fumble recoveries and three blocked punts. Davis started five games as a red-shirt freshman for the Bearkats and made 40 tackles.

PERSONAL: Davis was a two-time all-state and all-district wide receiver and defensive back for Italy, Texas, High School, where he was a four-year starter. He blocked five punts and caught 33 touchdown passes in his junior and senior seasons. Davis was a starter on the Gladiators basketball team, which won the 1997 Class AA state championship. He was also a starter on the baseball team. As a member of the Cowboys 2002 Rookie Club, a program designed to introduce rookies to community service in the Dallas area, Davis made monthly visits to non-profit organizations that help children and adults. In 2004, he participated in the Cowboys Rookie Club Alumni visit to ChildCareGroup, when the players carved pumpkins with over 140 pre-school children from low-income households. Davis also helped serve meals to over 300 men and women at The Salvation Army during the Cowboys annual Early Thanksgiving Feast. During the 2005 season, Davis supported the team's annual NFL United Way Hometown Huddle Event. He helped his teammates prepare and deliver meals to clients of Meals on Wheels and also donated Christmas gifts to children in need through The Salvation Army Angel Tree program. For the past three off-seasons, Davis has participated in the team's annual NFL Draft Day Fan Appreciation Party signing autographs and thanking Cowboys fans for their support.

KEITH DAVIS'S COWBOYS TOTALS

Year Team	GP-GS	DEFENSE						INTERCEPTIONS				FUMBLES REC						
		ST	AT	TT	Sks-Yds	Tkl/Ls	QB Prs	PBU	FF	No Yds	Avg	Lg	TD	No Yds	Avg	Lg	TD	
2002 Dallas	8-0	2	3	-	5	0.0(0)	0(0)	2	1	0	0	0	0	0	0	0	0	0
2004 Dallas	15-0	0	0	-	0	0.0(0)	0(0)	0	0	0	0	0	0	0	0	0	0	0
2005 Dallas	16-15	45	23	-	68	0.0(0)	1(-2)	0	3	0	0	0	0	1	5	5.0	5	
2006 Dallas	15-6	12	9	-	21	0.0(0)	0.0(0)	1	0	0	0	0	0	0	0	0.0	0	
Totals	54-21	59	35	-	94	0.0(0)	1(-2)	3	4	0	0	0	0	1	5	5.0	5	
Playoffs																		
2006 Dallas	1-0	0	0	-	0	0.0	0.0	0	0	0	0	0	0	0	0	0.0	0	

Year Team	SPECIAL TEAMS							SINGLE-GAME BESTS				
	Solo	Ast	Tot	FF	FR	BP	BFG	BXP	Tackles - 7 vs. Detroit, 11/20/05			
2002 Dallas	3	5	8	0	0	0	0	0				
2004 Dallas	11	10	21	2	0	0	0	0				
2005 Dallas	12	4	16	1	0	0	0	0				
2006 Dallas	6	8	14	0	0	0	0	0				
Totals	32	27	59	3	0	0	0	0				



Leonard Davis

Guard/Tackle

UFA (Ariz) for '07

6'6"

354

9/5/78

Texas

NFL: 7th Year

Cowboys: 1st Year

PRO: Looking to build an offensive line with proven veterans, the Cowboys landed one of the top names in free agency in 2007 when they signed Davis, who left the Arizona Cardinals after playing his first six seasons there. One of the most heralded offensive linemen to come out of the University of Texas, Davis was the second pick in the 2001 NFL Draft after the Falcons chose

Michael Vick with the first pick. He will be the starting right guard heading into camp, but he is athletic enough to play tackle, as well. Davis is expected to complete a starting offensive line that might be the NFL's biggest in 2007. He joins tackles Flozell Adams (6-7, 340) and Marc Colombo (6-8, 315), center Andre Gurode (6-4, 329) and guard Kyle Kosier (6-5, 294). Other than Kosier, a

seventh-round pick in 2002, the offensive line comprises first- or second-round picks: Colombo went in the first round in 2002, Adams went in the second round in 1998, and Gurode went in the second round in 2002. Davis started 75 games in six NFL seasons and is expected to be a solid contributor at guard or tackle for several seasons. He played guard his first three years in the NFL and switched to left tackle in 2004.

2006: Davis started 16 regular season games at left tackle for the Arizona Cardinals in 2006. He was the leader of a unit that helped Edgerrin James become the first 1,000-yard rusher for Arizona since Adrian Murrell in 1998. Davis helped James produce the Cardinals first individual 100-yard rushing game since 2004 when James ran for 115 yards at St. Louis (12/3). Davis then helped James rush for 115 yards the following week in a 27-21 win over Seattle (12/10). The Cardinals line did not allow a sack of quarterback Matt Leinart. Two weeks later, James gained 105 yards in a 26-20 win at San Francisco (12/24).

2005: Davis started the first 15 games at left tackle before a knee injury forced him to miss the final game of the season at Indianapolis (1/1/06). His blocking helped Cardinals quarterback Kurt Warner complete a club record 64.5 percent of his 375 pass attempts. The Cardinals finished with the NFL's best passing offense for the first time in club history with 277.3 yards-per-game and ranked eighth in the NFL in total offense with 348.4 yards-per-game.

2004: Davis made a successful switch to left tackle after playing guard his first three years in the NFL. He started 15 games at left tackle in 2004. Davis made the switch in head coach Dennis Green's first season. Arizona went 6-10, including 5-3 at home, giving the Cardinals a winning record at home for the first time since 1998. Davis helped the NFL's all-time leading rusher, Emmitt Smith, rush for 937 yards and nine touchdowns in his final season. Smith finished his career with 18,355 rushing yards. Davis left the game against Seattle (12/26) with a knee injury and was placed on the injured reserve list Dec. 31. He missed the final game of the year, a win over Tampa Bay (1/2/05).

2003: Davis missed the 2003 preseason after breaking a bone in his right hand during training camp. He started the regular season at right guard in Detroit (9/7), marking the first time he had played right guard since the 2001 season finale at Washington (1/6/02). He left the game against the Lions in the first half with a right ankle sprain and did not return. Despite limited practice time the following week, he returned to fulltime duty in the Cardinals home-opening loss to Seattle (9/14). The injury forced him to be inactive the following two weeks, against Green Bay (9/21) and at St. Louis (9/28). Davis' blocking helped rookie Anquan Boldin set a rookie record for receptions with 101. Boldin also had 1,377 receiving yards.

2002: A preseason injury to starting right tackle Anthony Clement forced Davis to move to right tackle for the first time in his NFL career. He made his first pro start at right tackle in the season opener at Washington (9/8). While playing tackle

and his regular position, right guard, Davis helped Marcel Shipp rush for 834 yards and 4.4 yards-per-carry. The Cardinals averaged 4.4 yards-per-carry and 113.9 yards-per-game. Davis sprained his left knee in a loss to San Francisco (12/21) and did not finish the game. After the season, he underwent an arthroscopic procedure on the knee (1/16/03).


2001: As a rookie, Davis started 16 regular season games at right guard. He was a consensus all-rookie selection despite suffering from back spasms late in the season. The Cardinals offensive line allowed just 29 sacks, the second-fewest in a 16-game season in Cardinals history. The 1978 Cardinals, which featured three Pro Bowlers – center Tom Banks, tackle Dan Dierdorf, and guard Bob Young – allowed 22 sacks. With solid protection, Jake Plummer threw for 3,653 yards and 18 touchdowns, his most touchdown passes in a season as a Cardinal.

COLLEGE: Davis was picked second overall in the 2001 NFL Draft, the highest a Longhorn has gone in the draft since Kenneth Sims went first in 1982. Davis played left tackle as a junior and senior. Following his senior year, he was a first-team All-America selection by the Walter Camp Foundation, The Football Writers Association, and *The Sporting News*. A consensus All-Big 12 Conference first-team selection, Davis was one of three finalists for the Outland Trophy, given to the top lineman in college football. As a senior, Davis helped the Longhorns finish 12th in the nation following a 9-3 season and a berth in the Holiday Bowl. Texas ranked eighth in the nation in scoring in 2000 with 38.6 points-per-game and 14th in the nation in total offense with 439.0 yards-per-game. Davis began his collegiate career as a defensive lineman and became an offensive lineman after his freshman year.

PERSONAL: Signing with the Cowboys allowed Davis to relocate to the NFL town closest to his home in Wortham, Texas, which is 70 miles south-east of Dallas. In a town of just over 1,000 residents, Davis attended Wortham High School, which had fewer than 150 students. A first-team all-state selection on offense and defense at Wortham, Davis was honored as a *Parade* magazine and *USA Today* first-team All-American after his senior season. He also lettered in track and basketball. In track, he finished fourth in the shot put and fifth in the discus at the Texas Class 1A finals as a senior. He was third in the shot put and fifth in the discus at the state finals as a junior. In basketball, he averaged 10 points and 10 rebounds-per-game and led Wortham to the Texas Class 1A hoops title. Always the biggest player on his high school teams, Davis was 6-4, 300 pounds in seventh grade. His older half-brother, Charles, began his NFL career with the Pittsburgh Steelers in 1974, then played for the St. Louis Cardinals (1975-79) and the USFL's Houston Gamblers (1980). Davis has 21 half-brothers and half-sisters. Before Leonard was born, his father, L.A. Davis, had 11 children from a previous marriage, and his mother, Sammie Lee, had 10 children from a previous marriage. Davis and his wife, Amanda, have one daughter, Mia. He was a youth and community services major at Texas.

LEONARD DAVIS'S NFL TOTALS

GAMES/STARTS (regular season, playoffs): 2001 (16/16 – Ariz.), 2002 (15/15 Ariz.), 2003 (14/14 – Ariz.), 2004 (15/15 – Ariz.), 2005 (15/15 – Ariz.), 2006 (16/16 – Ariz.). Total – 91/91.



37

Abram Elam

Safety

FA for '06

6'0"

207

10/15/81

Kent State

NFL: 2nd Year

Cowboys: 2nd Year

PRO: Elam earned a roster spot in 2006 after a strong preseason in which he led the team with 15 tackles and added a sack, two tackles for a loss and a pass breakup. He signed with the Cowboys on Feb. 2, 2006, after sitting out the 2005 season. Elam originally signed with the Miami Dolphins as a rookie free agent May 16, 2005, but was released at the start of camp. Elam will try to improve on last season to maintain his roster spot.

2006: Elam signed with the Cowboys in February and earned a roster spot by playing well in the preseason, when he led the team with 15 tackles. In the regular season, he finished fourth on the team with 15 special teams tackles and had four kickoff returns for 95 yards. In the season opener at Jacksonville (9/10), Elam made his NFL debut on special teams and returned one kickoff for 19 yards. At Washington (9/17), he recorded his first special teams tackle and returned one kickoff for 26 yards. Elam made another special teams tackle and a kickoff return for 25 yards at Philadelphia (10/8), then tied for the team lead with two special teams tackles against Houston (10/15). Elam led the team with two special teams tackles at Washington (11/5) and tied for the team lead with two special teams tackles against Tampa Bay (11/23). At the N.Y. Giants (12/3), Elam led the team and posted a season-high three special teams tackles and returned one kickoff for 25 yards. He made a special teams tackle against New Orleans (12/10) and two special teams tackles at Atlanta (12/16). He was inactive the final two games of the season.


2005: After signing with the Dolphins on May 16, Elam participated in offseason workouts but was released July 28. He spent the entire NFL season out of football.

COLLEGE: Elam finished his career at Kent State in 2004, when he started all 11 games and made 64 tackles and four pass breakups. Elam tied for the team lead with three interceptions and led the team with 105 interception return yards. He also averaged 9.2 yards on 16 punt returns. In 2001, Elam played 11 games at Notre Dame and made 29 tackles and two interceptions.

PERSONAL: Elam earned his associate's degree from Palm Beach Community College and worked at a dentist's office in West Palm Beach before receiving a scholarship from Kent State in 2004. He was a two-way player at Cardinal Newman High School in West Palm Beach, Fla., excelling as a quarterback and a defensive back. Elam played in the Florida-Georgia and Florida-California all-star games and lettered in basketball. In 2006, Elam signed autographs and interacted with Cowboys fans at the team's annual NFL Draft Day fan appreciation party. He also helped serve an early Thanksgiving Day meal to hundreds of deserving men and women at The Salvation Army. During the 2007 offseason, Elam attended the Third Annual Taste of the NFL: The Ultimate Dallas Cowboys Tailgate Party hosted by teammates DeMarcus Ware and Marcus Spears. The event raised over \$116,000 for the North Texas Food Bank.

ELAM'S COWBOYS TOTALS

Year Team	SPECIAL TEAMS							KICKOFF RETURNS					
	Solo	Ast	Tot	FF	FR	BP	BFG	BXP	No	Yds	Avg	Lg	TD
2006 Dallas	11	4	15	0	0	0	0	0	4	95	23.8	26	0



98

Greg Ellis

Linebacker

D-1 for '98
(8th overall)

6'6"

265

8/14/75

North Carolina

NFL: 10th Year

Cowboys: 10th Year

PRO: Since being picked in the first round (eighth overall) of the 1998 NFL Draft, Ellis has started 130 of the Cowboys 144 games and has missed just 12 games because of injury. He has overcome one severe injury in his career and will try to overcome another this season after he tore

his Achilles tendon last year in Week 9 at Arizona (11/12). Before the injury, Ellis was tied for the club lead with 4.5 sacks. He led the team or tied for the team lead in sacks from 2001 to 2005, tying Jethro Pugh's club record for most consecutive seasons as the team leader in sacks. Pugh

did it from 1968 to 1972. Ellis has led the Cowboys in sacks six times, one short of Harvey Martin's team record. He has also led Cowboys defensive linemen in tackles six times. His career totals include 56.5 sacks, 172 quarterback pressures, and 49 deflected passes. Ellis was the Cowboys highest draft pick since Russell Maryland (first overall) in 1991. After starting 16 regular season games as a rookie, he missed the final three games in 1999 after fracturing his left tibia and fibula. He underwent surgery to have a titanium rod inserted into his leg, and after rehabilitation, he came back healthy for the start of the 2000 season. He led the club's defensive linemen with a then career-high 77 tackles, and his teammates named him the recipient of the Ed Block Courage Award for overcoming his injuries. Ellis has since emerged as a team leader and was named a team captain by his teammates in 2005 and 2006. He led the team in sacks in 2005, when the team made the transition from the 4-3 to the 3-4 scheme. Ellis's all-around talent makes him one of the league's most complete pass rushers off the edge.

2006: Although he had never played linebacker in the NFL, Ellis moved from down lineman to strong outside linebacker in the 3-4 scheme in 2006. He had a solid training camp and remained productive at the new position and was tied for the team lead with 4.5 sacks and three tackles for a loss before suffering a season-ending injury to his left Achilles tendon in Week 9 at Arizona (11/12). He had surgery Nov. 14 and was placed on injured reserve Nov. 15. Ellis quickly proved he could handle the position switch in the season-opener at Jacksonville (9/10), when he was second on the team with a season-high seven tackles. He also had a tackle for a loss and a quarterback pressure that led to an interception. In the home-opening win over Washington (9/17), he made four tackles and led the team with 1.5 sacks. His first sack came on third down and ended the Redskins first drive of the fourth quarter. He then split a sack with Jason Hatcher on the final play of the game. The Cowboys finished with six sacks and didn't allow a touchdown. In the win at Tennessee (10/1), he made five tackles, including one on quarterback Vince Young that led to a five-yard loss and forced a fumble. In Young's first career NFL start, Tennessee was limited to 229 total yards, and Dallas won, 45-14. The following week, in a loss at Philadelphia (10/8), he finished second on the team with six tackles, including a tackle for a loss on a screen pass. Ellis had one sack, which forced quarterback Donovan McNabb to fumble. DeMarcus Ware recovered the fumble and returned it 69 yards for a touchdown to give Dallas a 14-10 lead in the second quarter. In the home win over Houston (10/15), Ellis made his third career interception by diving for a pass that had been tipped by Bradie James. Ellis handed the ball off to Terence Newman, who returned it 12 yards to the Houston 23-yard line. The Cowboys then scored when Drew Bledsoe threw a touchdown pass to Terrell Owens. In the Monday night loss to the N.Y. Giants (10/23), Ellis made three tackles, two pass breakups and a quarterback pressure. The following week, in a Sunday night win at Carolina (10/29), Ellis led the team with a season-high two sacks, forcing a fumble on the second sack. Jay Ratliff recovered the fumble at the Carolina 19-yard line to set up the Cowboys final touchdown of the night. Ellis also had four tackles and helped

limit Carolina to 204 total yards, including 70 in the second half. After allowing 14 first-quarter points, Dallas shut Carolina out the rest of the way. Ellis's season ended at Arizona (11/12). He made three tackles before tearing the Achilles in his left leg in the third quarter.

2005: Despite the move to the 3-4 defense, Ellis tied rookie linebacker, Ware, for the team lead with eight sacks and led the team with 21 quarterback pressures. He made at least half a sack in nine of 16 games and tied for the team lead with two fumble recoveries. He led the team in sacks for the fifth straight season. Ellis and Ware finished the season tied for 11th in the NFC in sacks. Ellis also knocked down five passes, the most by a Dallas defensive lineman and the fifth-most on the team. In the season opener at San Diego (9/11), Ellis made half a sack and a season-high four quarterback pressures. He added another half-sack in the home-opening loss to Washington (9/19). In the win at San Francisco (9/25), Ellis had a sack, his third straight game with at least a half-sack, and three quarterback pressures. In the win over Philadelphia (10/9), Ellis had one quarterback pressure and shared a sack with rookie Jay Ratliff. Ellis played a key role in limiting the Eagles to 129 total yards, including 19 rushing yards, the fourth-lowest rushing total the team has ever allowed. In the overtime win over the N.Y. Giants (10/16), he made three quarterback pressures and a sack, and quarterback Eli Manning went 14-for-30 passing (46.7 percent). Ellis recovered a Manning fumble at the Dallas 30-yard line in the fourth quarter and returned it 37 yards to set up the Cowboys final field goal in regulation. In the last-minute loss at Seattle (10/23), which entered the game with the top-ranked offense, Ellis led Dallas linemen and was second on the team with a season-high six tackles. He also had a tackle for a loss and batted down a pass. Dallas limited the Seahawks to 289 yards, 118 below their season average, and one touchdown. Shaun Alexander, who entered the game as the NFL's leading rusher with 119 yards-per-game (5.5 yards-per-carry), was limited to 61 yards on 21 carries (2.9 yards-per-carry). In the win over Arizona (10/30), Ellis had his only multi-sack game of the season with 1.5 sacks. He also had two tackles, three quarterback pressures and a pass deflection, and the defense limited the Cardinals to 213 total yards. His first sack ended the Cardinals opening drive at the Dallas 34-yard line and limited them to a field goal. In the Monday night win at Philadelphia (11/14), Dallas was clinging to a 21-20 lead with 2:27 left in the game on third-and-15, when Ellis forced a fumble on his sixth sack of the year (the 50th of his career). The fumble was recovered by Philadelphia. In the following week's win over Detroit (11/20), Ellis forced a fumble on his seventh sack of the season, and Dat Nguyen recovered the fumble with 4:17 left in the game to seal the win. Ellis led all linemen with three tackles, and the Lions were limited to 226 total yards, including 57 rushing yards. In the Thanksgiving Day overtime loss to Denver (11/24), he recorded a sack in his fourth consecutive game, and his eighth of the season. Ellis also had two tackles, batted down a third down pass attempt and had a pressure. His second tackle of the Broncos game was the 500th of his career. In the loss at N.Y. Giants (12/4) he recorded two tackles as the Giants were limited to one offensive touchdown and 150 net passing yards. Ellis did not start the

game in New York for the first time in his career, ending a string of 121 consecutive starts. He also had a four-game sack streak stopped against the Giants although he had three quarterback pressures. He saw limited action in the following two games against Kansas City (12/11) and at Washington (12/18) before returning to the starting lineup at Carolina (12/24). In the Cowboys last minute win over the Panthers, Ellis was third on the team, tops among linemen, with a season-high tying six tackles. He also recovered a Jake Delhomme fumble following a sack that got Dallas the ball back just before halftime. He remained in the starting lineup for the season's finale game against St. Louis (1/1/06), recording two tackles along with a tackle for a loss and a batted down a pass.

2004: Ellis had the most sacks (nine) and tipped passes (12) of his career in 2004 and the third-most quarterback pressures (22) of his career. His nine sacks ranked 12th in the NFC and tenth among NFC defensive ends, and he led the team in sacks for the fourth straight season. Only cornerback Terence Newman had more pass breakups on the team with 13, and among NFL defensive linemen, only Miami's Jason Taylor had more with 15. Ellis had the most pass breakups by a Dallas defensive lineman since Ed "Too Tall" Jones had 14 in 1988. Ellis had a sack in seven games in 2004, including three multi-sack games, and he led Dallas defensive linemen with 63 tackles. In the home-opening win over Cleveland (9/19), Ellis led the team with seven tackles and had five quarterback pressures, including one that led to a safety. He also had one sack and a tackle for a loss. He registered two sacks, three tackles, and a quarterback pressure in the win at Washington (9/27). In the loss to the N.Y. Giants (10/10), Ellis had two sacks, six tackles, four quarterback pressures and two tipped passes. He made his sixth sack of the year in the loss to Pittsburgh (10/17), then failed to record a sack for the first time in five games at Green Bay (10/24), which allowed just 12 sacks of Brett Favre all season. Ellis did have two tackles and broke up a pass. In the loss at Cincinnati (11/7), Ellis led Dallas defensive linemen with six tackles and batted down his fifth pass of the season. He had seven tackles, assisted on a sack, and batted down a pass against Philadelphia (11/15). Ellis knocked down two passes and had five tackles, including one behind the line, in the loss at Baltimore (11/21). In the Thanksgiving Day victory over Chicago (11/25), he tied for second on the team with five tackles and added 1.5 sacks and two quarterback pressures. He made two tackles, a quarterback pressure and his career-best ninth pass deflection at Seattle (12/6). In the loss at Philadelphia (12/19), Ellis blocked an extra point and set up the Cowboys only touchdown with a sack and a forced fumble. He also had five tackles, including one for a loss, a pass breakup, and three quarterback pressures. In the win over Washington (12/26), Ellis made four tackles, two quarterback pressures, and two tipped passes. He closed the season with four tackles and a pressure at the N.Y. Giants (1/2/05).

2003: Ellis helped Dallas finish the year with the league's top-ranked defense. The Cowboys allowed only 253.5 yards-per-game, including just 89.1 rushing yards (third in the NFL) and 164.4 passing yards (first in the NFL). Ellis led the

team in sacks for the third straight year with eight, the most by a Cowboy since Tony Tolbert had 12 in 1996. Ellis finished with 48 tackles, 19 pressures, eight pass deflections, four tackles for a loss, and four forced fumbles. He began the season by leading all linemen with six tackles and added two quarterback pressures and a tackle for a loss against the Falcons (9/7), who were limited to 3.3 yards-per-carry. In the Cowboys come-from-behind victory in overtime at the N.Y. Giants (9/15), he finished second on the team with five tackles, made a career-high three pass breakups, and added four quarterback pressures and half a sack. He also forced a Tiki Barber fumble and forced Kerry Collins to throw an interception to Al Singleton, who returned it 41 yards for a touchdown. Ellis had two tackles and helped limit the Jets (9/28) to 66 yards on 26 carries (2.5 yards-per-carry). He then had a tackle for a loss against Arizona (10/5) and helped limit the Cardinals to 151 yards. He made three tackles, a sack and a pass deflection against Philadelphia (10/12) before making two tackles and two quarterback pressures at Detroit (10/19), which was limited to 157 total yards. At Tampa Bay (10/26), he was third on the team with six tackles and posted a sack that forced a fumble. Against Buffalo (11/9), he teamed with Eric Ogbogu on a sack of Drew Bledsoe, forcing a fumble on the play to end the Bills drive. Ellis also made a tackle for a four-yard loss on a screen pass and had two quarterback pressures. The Bills were limited to 185 total yards, including just 58 on seven second-half possessions. He made his fourth sack of the season at New England (11/16). Ellis made four tackles against Miami (11/27) on Thanksgiving Day, then made his fifth sack of the season at Philadelphia (12/7). Against the N.Y. Giants (12/21), he made two sacks - his first multi-sack game of the season - tied his season-high with four pressures, and forced a fumble. He helped limit the Giants to 54 yards on 22 carries (2.5 yards-per-carry). In the regular season finale at New Orleans (12/28), Ellis was third on the team with a season-high seven tackles and added half a sack. Saints running back Deuce McAllister, the NFC's second-leading rusher, gained only 49 yards on 21 carries (2.3 yards-per-carry). In the wild card loss at Carolina (1/3/04), Ellis led all defensive linemen with five tackles, including one for a loss, and made the team's only sack.

2002: Ellis led all linemen and was fourth on the team with a career-high 87 tackles, topping his previous best of 83 from 2001. He led the team and tied for 16th in the NFC with 7.5 sacks. He also led the team with a career-high 30 quarterback pressures, topping his previous best of 26 from 2001. Ellis opened the season with a bang, making at least half a sack in each of the first four games of the season. He led all defensive linemen with five tackles and three pressures at Houston (9/8). He also added half a sack and deflected a fourth-quarter pass that La'Roi Glover intercepted. The following week against Tennessee (9/15), he tied his career high of two sacks and tied for the team lead among linemen with six tackles. He also led the team with three quarterback pressures. At Philadelphia (9/22), he had two sacks for his second straight game and tied his career-high with six quarterback pressures. It was the first time a Cowboy had consecutive multi-sack games since Tony Tolbert in Weeks 5-6 in 1996. Ellis made two crucial plays at St. Louis (9/29). On the Rams final drive, he

made the Cowboys only sack of the day on third-and-3 at the Dallas 25-yard line. The Rams lost six yards on the play and were forced to attempt a 49-yard field goal, which hit the right upright. Dallas got the ball back and kicked the game-winning field goal. In the first quarter, he ended a Rams drive with his second career interception. Dallas then scored its only touchdown of the day. Ellis finished with three tackles, a sack, two quarterback pressures and an interception. He then led all linemen with five tackles at the N.Y. Giants (10/6) but did not record a sack for the first time in five games. He again led all linemen with eight tackles against Carolina (10/13) and did it again at Arizona (10/20), when he had seven. Against Seattle (10/27), Ellis made five tackles and helped limit Shaun Alexander to 58 yards on 23 carries (2.5 yards-per-carry). After the game against Seattle, Ellis began experiencing headaches from a concussion suffered against Arizona and was inactive at Detroit (11/3). He returned to the starting lineup at Indianapolis (11/17) and led all linemen with nine tackles. Against Jacksonville (11/24), he led the team with a season-high 10 tackles and recorded his first sack since Week Four. He added five quarterback pressures and a tackle for a loss. Against San Francisco (12/8), Ellis tied for the team lead among defensive linemen with eight tackles and made the team's only sack of the game. Ellis again led the team's defensive linemen in tackles with six at the N.Y. Giants (12/15). In the season finale at Washington (12/29), Ellis tied for the lead among linemen with five tackles.

2001: Ellis started 16 regular season games and led Dallas with six sacks, 26 quarterback pressures, and four forced fumbles. His 83 tackles were most among the team's defensive linemen and fourth-most on the team, and his seven tackles for a loss (-12 yards) were third-most on the team. The Cowboys ranked fourth in the NFL with 287.4 yards allowed-per-game, and they ranked third in the NFL with 180.6 passing yards allowed-per-game. Dallas allowed 1,710 rushing yards, 927 fewer yards than it allowed in 2000. It was the largest turnaround in the NFL in 2001. In the season-opening loss to Tampa Bay (9/9), Ellis led Dallas defensive linemen with nine tackles and had one of Dallas's two sacks. Against San Diego (9/23), he made four tackles, including one for a loss, and helped limit running back LaDainian Tomlinson to a 3.3-yard average on 27 carries. The following week at Philadelphia (9/30), Ellis had a career-high six quarterback pressures and two pass deflections. In the Monday night win over Washington (10/15), Ellis made five tackles and his second sack of the year and helped limit the Redskins to 226 total yards. His biggest play of the game came with 2:39 left, when he recovered a Stephen Davis fumble at the Cowboys 33-yard line to set up a drive that resulted in a game-winning field goal. He had seven tackles in the win over Arizona (10/28) and eight tackles at the N.Y. Giants (11/4), leading all defensive linemen in both games. He also made his third sack of the season against the Giants and forced a fumble on the play. In Atlanta (11/11), Ellis was second on the team with seven tackles, and he had two sacks for his first multi-sack game of the season. The Falcons were limited to 201 total yards. In the loss to Philadelphia (11/18), Ellis led the team with three quarterback pressures, and the Eagles were limited to 227 total yards, 100 yards below their season aver-

age. The Eagles averaged 2.8 yards-per-carry on 35 attempts. On Thanksgiving Day against Denver (11/22), Ellis led all defensive linemen with six tackles. At Washington (12/2), Ellis led all Cowboys linemen with seven tackles. Stephen Davis, who entered the game as the NFC's third-leading rusher, was held to 53 yards on 17 carries. In the win over the N.Y. Giants (12/9), Ellis made his sixth sack of the year, a fourth-quarter takedown of Kerry Collins that also forced a fumble. Ellis also led all defensive linemen with six tackles. At Seattle (12/16), he sprained his right knee midway through the first quarter but returned in the second quarter and made four tackles, a tackle for a loss and a quarterback pressure. He helped limit the Seahawks to 139 net passing yards. In the Cowboys upset win over playoff-bound San Francisco (12/30), he made three tackles and two quarterback pressures and recovered a fumble. The 49ers, who entered the game with the NFL's second-ranked running game with 146 yards-per-game, were limited to 56 yards.

2000: After patrolling the left end of the Dallas defensive line for two years, Ellis switched to the right side in 2000 to take pressure off his injured left leg. He led all defensive linemen with 77 tackles and tied for the team lead with seven tackles for a loss and two fumble recoveries. He also finished second on the team with 13 quarterback pressures. After rehabilitating his fractured leg in the offseason and being eased onto the field in camp, Ellis returned full-time for the final two pre-season games. In the season opener against Philadelphia (9/3), he led all defensive linemen with eight tackles and had a tackle for a loss. He recovered a fumble at Arizona (9/10). At Washington (9/18), he recorded his first sack of the season on the game's final play to preserve the Cowboys Monday night win. He also recovered a Redskins fumble in the second quarter to set up a Dallas touchdown. Ellis led all defensive linemen and was third on the team with a career-high 11 tackles against San Francisco (9/24), the most tackles by a Dallas defensive lineman since Chad Hennings made 11 against the Giants on Dec. 21, 1997. Against Jacksonville (10/29), Ellis faced perennial All-Pro Tony Boselli and made five tackles, a tackle for a loss, and a quarterback pressure. He also forced Boselli to make two illegal procedure penalties. Ellis also recorded the first blocked field goal of his career when he got his hand on a 49-yard attempt by Mike Hollis in the fourth quarter. Ellis was second among defensive linemen with nine tackles, including two behind the line, at Philadelphia (11/5). He also helped limit the Eagles running backs to 77 yards on 25 carries (3.1 yards-per-carry). His seven tackles against Cincinnati (11/12) led all defensive linemen, and he recorded his second sack of the season. The Bengals were held to 195 total yards. Ellis again led all defensive linemen and was third on the team with nine tackles at Baltimore (11/19). With four tackles, a sack, and two quarterback pressures against Washington (12/10), Ellis helped limit the Redskins to 79 rushing yards, the fewest allowed by Dallas in the 2000 season.

1999: Despite missing the final three regular season games because of a fractured left tibia and fibula, Ellis led the team with 7.5 sacks. Before the injury, he was eighth in the NFC in sacks and was tied for the team lead with 17 quarterback pres-

tures. He finished the season with 59 tackles, four passes defended, and two forced fumbles. Ellis set the tone for the season in the first game, recording five tackles and a career-best two sacks at Washington (9/12). The first sack came with the Redskins at the Dallas four-yard line and forced a fumble, which George Teague recovered. The second sack came on third-and-3 on the Redskins first possession in overtime and forced them to punt. Dallas then drove 95 yards for the game-winning score. The next week on Monday Night Football, he made six tackles and recorded his first career interception when he picked off Danny Kanell and raced 87 yards for a touchdown against Atlanta (9/20). It was the longest touchdown return by a defensive lineman in club history until Ellis topped himself against Arizona (10/3). Ellis recovered a fumble by quarterback Jake Plummer and returned it 98 yards for a touchdown, the longest fumble return in Cowboys history. Ellis became the first Cowboys defensive player since Ray Horton in 1991 (vs. the Giants on Sept. 29 and at Green Bay on Oct. 6) to score a touchdown in back-to-back weeks. Ellis made seven tackles and a sack against the N.Y. Giants (10/18) and helped limit them to 2.5 yards-per-carry. Ellis was third on the team and first among linemen with seven tackles at Indianapolis (10/31). He also had a tackle for a loss and a forced fumble. At Minnesota (11/8), Ellis recorded a career-high two sacks in a game for the second time in 1999 and led all defensive linemen with five tackles. Against Green Bay (11/14), he helped limit Brett Favre to a 57.1 quarterback rating and the Packers to 40 rushing yards. Ellis finished with three tackles and a team-high three quarterback pressures. Ellis then made a season-high eight tackles at Arizona (11/21) to finish second on the team and added a sack and three quarterback pressures. On Thanksgiving Day against Miami (11/25), the defensive line pressured Dan Marino into a career-worst five interceptions. Ellis recorded his final sack of the season at New England (12/5) and added four tackles. His season came to an abrupt end the next week against Philadelphia (12/12) when he fractured the tibia and fibula in his left leg in the first quarter. He underwent surgery that night to have a titanium rod inserted into the leg and was placed on injured reserve on Dec. 15. He also underwent surgery Feb. 10, 2000, to have a bone chip removed from his right wrist.

1998: As a rookie, Ellis led the team with 22 quarterback pressures and led all defensive linemen with 63 tackles. He also had five tackles for a loss, five passes defended, and three sacks. Since the league began tracking tackles in 1979, Ellis was the first Cowboys rookie to lead the team's defensive linemen in tackles. He earned All-Rookie honors from *Football News* and *Football Digest*. Against Arizona (9/6), he became the first Cowboys rookie to start a season opener at defensive end since Bob Lilly in 1961. He finished with two tackles and two quarterback pressures. He made five tackles at Denver (9/13) before making three tackles and two quarterback pressures at the N.Y. Giants (9/21). He also forced a fumble for the first time in his career in the fourth quarter and helped limit the Giants to 56 rushing yards. He recorded his first career sack and made three tackles against Oakland (9/27). He made a season-high nine tackles and added 1.5 sacks against Carolina (10/11), which was limited to 37 yards on 21 carries (1.8 yards-

per-carry). He had three tackles and helped limit the Bears to 2.5 yards-per-carry at Chicago (10/18). He made four tackles and half a sack against the N.Y. Giants (11/8) before making two tackles and two quarterback pressures at Arizona (11/15), which was held to 32 rushing yards. Against Minnesota (11/26) on Thanksgiving Day, he led all defensive linemen with four tackles and added two quarterback pressures and two passes defended. He added six tackles and his first career fumble recovery at New Orleans (12/6). He led all defensive linemen with seven tackles and four quarterback pressures against Philadelphia (12/20). In his first playoff game, against Arizona (1/2/99), he led all defensive linemen with eight tackles.

COLLEGE: With 32.5 career sacks, Ellis left North Carolina as the school's all-time sack leader. As a senior, Ellis earned All-America honors, was a finalist for the Lombardi Award, and was an All-ACC selection for the third straight season after making 87 tackles, nine sacks, and 32 quarterback pressures. As a junior, Ellis was named second-team All-America by *The Sporting News* and first-team All-ACC after making 62 tackles, a school-record 38 quarterback pressures, and 12.5 sacks, the second-most sacks in a season in school history behind Lawrence Taylor's 16 in 1979. In 1995, Ellis became the first Tar Heel sophomore to be named first-team All-ACC since Reuben Davis in 1985. Ellis was also named honorable mention All-America by UPI after making 71 tackles and seven sacks. As a backup defensive end during his redshirt freshman year, Ellis ranked second on the team with four sacks.

PERSONAL: Gregory Lemont Ellis was an all-state selection as a tight end and defensive end at East Wake High School in Wendell, N.C. During his high school career, he had five interceptions and returned all of them for touchdowns. He also blocked four punts and returned two of them for touchdowns. An outstanding basketball player, Ellis was selected to play in the North Carolina East/West Shrine Game. *The Greensboro News and Observer* voted him the Male High School Athlete of the Year in 1993. Ellis enjoys spending time with the children at Happy Hill Farm and supporting their program, which houses and educates abused and neglected children. Annually, he provides the children from Happy Hill Farm season tickets to Cowboys home games. Ellis has also served as a celebrity model escort for the annual Children's Cancer Fund Fashion Show, provided clothing and toys for needy children during the holidays for The Salvation Army Angel Tree Program, served as honorary chairman for the Crossroads Interfaith Housing Program in 2001 and 2002, and served as a celebrity guest reader for the Cowboys 2001 and 2002 Kick Off To School Reading night events hosted at the club's training camp site. During the 2005 off-season, Ellis was a guest speaker at the Exxon-Mobile Green Team Program dedication ceremony with Builders of Hope. The program provides paid summer jobs to area high school students and builds two affordable homes in the Eagle Ford neighborhood. Ellis received his degree in communications studies at UNC, where he was also a member of the junior varsity basketball team as a sophomore. Ellis's wife, Tangie, was his high school sweetheart. The couple has a daughter, Tyann (1/17/00), and son, Germiah Gregory (5/29/03).

ELLIS'S COWBOYS TOTALS

Year Team	GP-GS	DEFENSE					INTERCEPTIONS					FUMBLES REC									
		ST	AT	TT	Sks-Yds	Tkl/Ls	QB Prs	PBU	FF	No	Yds	Avg	Lg	TD	No	Yds	Avg	Lg	TD		
1998 Dallas	16-16	38	25	-	63	3.0(-16)	5(-14)	22	5	1	0	0	0	0	0	1	2	2.0	2	0	
1999 Dallas	13-13	40	19	-	59	7.5(-44)	2(-8)	17	3	2	1	87	87.0	87	1	1	98	98.0	98	1	
2000 Dallas	16-16	44	33	-	77	3.0(-30)	7(-16)	13	1	0	0	0	0	0	0	2	0	0.0	0	0	
2001 Dallas	16-16	46	37	-	83	6.0(-9)	7(-12)	26	7	4	0	0	0	0	0	2	0	0.0	0	0	
2002 Dallas	15-15	48	39	-	87	7.5(-35)	2(-5)	30	5	1	1	0	0	0	0	0	0	0.0	0	0	
2003 Dallas	16-16	34	14	-	48	8.0(-57)	4(-9)	19	8	4	0	0	0	0	0	0	0	0.0	0	0	
2004 Dallas	16-16	39	24	-	63	9.0(-56)	4(-8)	22	12	1	0	0	0	0	0	0	0	0.0	0	0	
2005 Dallas	16-13	24	8	-	32	8.0(-53)	2(-2)	21	5	2	0	0	0	0	0	2	37	18.5	37	0	
2006 Dallas	9-9	24	10	-	34	4.5(-24)	3(-7)	2	3	3	0	0	0	0	0	0	0	0.0	0	0	
Totals	133-130	337	209	-	546	56.5(-324)	35(-78)	172	49	18	2	87	43.5	87	1	8	137	17.1	98	1	
Playoffs																					
1998 Dallas	1-1	2	6	-	8	0.0(0)	0(0)	1	0	0	0	0	0	0	0	0	0	0.0	0	0	0
2003 Dallas	1-1	4	1	-	5	1.0(0)	1(-1)	0	1	0	0	0	0	0	0	0	0	0.0	0	0	0
Totals	2-2	6	7	-	13	1.0(0)	1(-1)	1	1	0	0	0	0	0	0	0	0	0.0	0	0	0

SINGLE-GAME BESTS

Tackles – 11 vs. San Francisco, 9/24/00
QB Pressures – 6 @ Phila., 9/30/01 and @ Phila., 9/22/02
Passes Defended – 3 @ N.Y. Giants, 9/15/03
Sacks – 2.0 nine times, last @ Carolina, 10/29/06
Tackles for Losses – 2 three times, last @ N.Y. Giants, 1/4/01

ADDITIONAL STATISTICS

Blocked Kicks – 2000 (1 field goal); 2004 (1 PAT).



Anthony Fasano

80

Tight End

D-2 for '06
(53rd overall)

6'4"

265

4/20/84

Notre Dame

NFL: 2nd Year

Cowboys: 2nd Year

PRO: Fasano was the Cowboys second pick (53rd overall) in the 2006 NFL Draft after an outstanding collegiate career at Notre Dame. He was the club's second tight end as a rookie, when he played 16 regular season games and showed his skills as a blocker and receiver. He was part of an offense that scored 26.6 points-per-game, the fourth-highest average in the NFL in 2006, the most points by the Cowboys since 1995, and the fourth-most points by the Cowboys since the NFL went to a 16-game schedule in 1978. Fasano will be expected to become a bigger offensive threat under new offensive coordinator Jason Garrett.

2006: After being picked in the second round (53rd overall) of the NFL Draft, Fasano started four of the 16 games he played as a rookie and finished with 14 receptions for 126 yards. He made his NFL debut as a starter at Jacksonville (9/10) to become just the third rookie tight end in club history to start a season opener. The other two were Billy Joe DuPree in 1973 and Jason Witten in 2003. Fasano made his first career receptions with three catches for a season-high 39 yards Sunday night against Washington (9/17). His blocking at Tennessee (10/1) helped the Cowboys rush for three touchdowns and 217 yards, their most rushing yards in a game since Dec. 14, 2003, when they gained 222 yards. Dallas also threw for two touchdowns and 179 yards and didn't allow a sack. Against the N.Y. Giants (10/23) on Monday night, Fasano caught two passes for 16 yards, and both catches came on Dallas touchdown drives. He tied his season-

high with three catches for 11 yards at Carolina (10/29), then had two catches for 16 yards at Washington (11/5). Fasano's blocking helped Tony Romo throw for a career-best 308 yards at Arizona (11/12), and he wasn't sacked on 29 pass plays. Against previously undefeated Indianapolis (11/19), Fasano had a season-long reception of 22 yards on the final drive to help Dallas run out the clock and preserve the win. On Thanksgiving Day against Tampa Bay (11/23) he made a nine-yard catch during the Cowboys first touchdown drive of the second half. His blocking helped Dallas gain a season-high 435 total yards. At the N.Y. Giants (12/3), Fasano drew a pass-interference penalty in the end zone, leading to a touchdown run by Marion Barber. On Christmas Day against Philadelphia (12/25), Fasano made two catches for 13 yards.

COLLEGE: Fasano recorded 92 receptions at Notre Dame, finishing 11th on the school's career receptions list and second among tight ends. His 1,112 career receiving yards rank second among Notre Dame tight ends. Fasano made at least one catch in his final 20 games. As a senior in 2005, he was one of three finalists for the John Mackey Award, presented to college football's most outstanding tight end, after making a career-high 47 receptions, the second-most by a tight end in school history. He also had 576 receiving yards and two touchdowns and was a third-team All-America selection. As a junior, Fasano started nine-of-11 games and finished second on the team with 27 receptions for 367 yards and a


career-best four touchdowns. Against Purdue, he caught a career-high eight passes for 155 yards, the most receiving yards in a game by a tight end in Notre Dame history. Fasano played in 11 games as a sophomore in 2003, including three starts, and finished fourth on the team with 18 receptions. He also had 169 receiving yards and two touchdowns. Fasano did not play as a freshman in 2002.

PERSONAL: Anthony Joseph Fasano was a four-year letterman and two-year captain at Verona, N.J., High School, where he played tight end and defensive lineman. He helped lead the team to the state title among Group 1 schools and threw the game-winning PAT pass in the 2001 title game. As a senior, he caught 78 passes for 1,460 yards and a county-record 23 touchdowns. He finished his high school career with a county-record 42 career touchdown receptions. He set Verona High School records for career receptions (168) and touchdowns (42) and set a single-season record for tackles (119). He also earned four

letters in basketball and was the team captain his final two years. He was a two-time all-state pick in track and won the New Jersey Group 1 state title in javelin in his first year competing in the event. He pitched a one-hitter in baseball in his first outing as a freshman. He graduated from Notre Dame with a degree in marketing. As a member of the 2006 Dallas Cowboys Rookie Club, a program designed to introduce rookies to community service in the Dallas area, Fasano participated in monthly charity visits to non-profit organizations. Rookie Club community activities included visits and volunteer work at the Irving Library to recognize Hispanic Heritage Month, United Way Hometown Huddle events to refurbish a greenhouse at a Dallas high school and emphasize the importance of physical activity at an Arlington childcare center, serving a Thanksgiving meal to hundreds in need at The Salvation Army and taking part in the team's annual participation in the Salvation Army's Angel Tree program which provides gifts to children from low-income families for Christmas.

FASANO'S COWBOYS TOTALS

Year	GP-GS	RECEIVING					TD	SINGLE-GAME BESTS	
		No	Yds	Avg	Long	Receptions		Receiving Yards	
2006 Dallas	16-5	14	126	9.0	22	0	3 vs. Washington, 9/17/06 and @ Carolina, 10/29/06	39 vs. Washington, 9/17/06	
Playoffs									
2006 Dallas	1-0	0	0	0.0	0	0			



Jason Ferguson

Defensive Tackle

UFA for '05

6'3"

312

11/28/74

Georgia

NFL: 11th Year

Cowboys: 3rd Year

PRO: Ferguson joined Dallas as an unrestricted free agent in 2005, when the team switched to the 3-4 scheme, and he has since been a valuable and productive member of the defense. He split time at nose tackle with La'Roi Glover in 2005 and took over as the starter in 2006, when he led all Dallas defensive linemen with 64 tackles and three tackles for a loss. Originally a seventh-round draft choice by Bill Parcells and the Jets in 1997, Ferguson has the size and strength of a prototype NFL nose tackle and has also played defensive tackle. He can move the line of scrimmage and is a disruptive force as a pass rusher. He is the most experienced player on the Dallas defense, and his leadership will be important as the team learns new head coach Wade Phillips's philosophy of the 3-4 after using Parcells's 3-4 the previous two seasons. He and veteran Greg Ellis are joined by young talents such as defensive ends Chris Canty and Marcus Spears and outside linebacker DeMarcus Ware to form the nucleus of a solid front seven. With the exception of the 2001 season, which he missed after tearing his right rotator cuff in training camp, Ferguson has missed only seven-of-144 regular season games because of an injury. He has also improved with age, posting four of his five best single-season tackle totals in the last five years,

including 106 in 2003. Before joining Dallas, Ferguson played eight seasons with the Jets, for whom he was a starting defensive tackle and nose tackle since 1998.

2006: Ferguson became the full-time nose tackle after La'Roi Glover left as a free agent. He started 16 regular season games in 2006 and led all Dallas defensive linemen with 64 tackles and three tackles for a loss. He started the season with four tackles at Jacksonville (9/10), which was limited to 78 yards on 32 carries (2.4 yards-per-carry). In the Sunday night win over Washington (9/17) the following week, he led all defensive linemen with five tackles, including one on a reverse play by Antwaan Randle-El that went for a five-yard loss. The Redskins were held without a touchdown. In the win at Tennessee (10/1), Ferguson had three tackles and a quarterback pressure. The Titans and rookie quarterback Vince Young were limited to 229 total yards and one touchdown. In the following week's loss at Philadelphia (10/8), he made four tackles and helped limit the Eagles to 52 yards on 18 carries (2.9 yards-per-carry). In the win over Houston (10/15), Ferguson made four tackles and a tackle for a loss and helped limit the Texans to 34 yards on 17 carries (2.0 yards-per-carry) and one rushing first down. In the Monday night loss to the

N.Y. Giants (10/23), he had three tackles and a tackle for a loss and helped limit Eli Manning to a 46.2 percent completion rate and 189 passing yards. In the following week's Sunday night win at Carolina (10/29), he made three tackles and helped limit running back DeShaun Foster to 50 yards on 15 carries. The Panthers were held to 204 total yards. In the loss at Washington (11/5), he tied for the lead among linemen and was fourth overall with five tackles. In the win at Arizona (11/12), he had three tackles and made his second quarterback pressure of the season. In the win over previously undefeated Indianapolis (11/19), Ferguson made two tackles and helped limit the Colts to a season-low 14 points. In the Thanksgiving Day victory over Tampa Bay (11/23), he was third on the team and first among linemen with four tackles, and the Bucs were limited to 211 total yards, including 28 in the second half. In the team's final victory of the season, at Atlanta (12/16), he made three tackles and helped limit the Falcons to seven second-half points. In the Christmas Day loss to Philadelphia (12/25), Ferguson led the team with a season-high nine tackles, one shy of his single-game career high. The following week against Detroit (12/31), he closed the regular season by leading all linemen with five tackles and a tackle for a loss. In the wild card loss at Seattle (1/6/07), he had two tackles, and the defense limited running back Shaun Alexander to 69 yards on 24 carries (2.9 yards-per-carry).

2005: Ferguson split time at nose tackle with La'Roi Glover and finished the year second among Dallas defensive linemen with 42 tackles. He also tied for fourth on the team with six quarterback pressures. A sprained ankle in training camp slowed Ferguson's progress in the preseason, but he made his Cowboys debut in the season opener at San Diego (9/11), where he worked in a rotation with Glover. In the following week's Monday night loss to Washington (9/19), he made three tackles and a tackle for a loss and helped limit Clinton Portis to 52 yards on 17 carries. In the win at San Francisco (9/25), Ferguson recorded three tackles and batted a pass that Al Singleton intercepted at the Cowboys 31-yard line. In the following week's loss at Oakland (10/2), Ferguson came off the bench and made three tackles. In the Texas Stadium win over Philadelphia (10/9), he made two tackles and a tackle for a loss to help the defense limit the Eagles to 129 total yards, including 19 rushing yards, the fourth-lowest rushing total ever allowed by Dallas. In the victory over the N.Y. Giants (10/16), Ferguson made a quarterback pressure, and Eli Manning went 14-for-30 passing (46.7 percent). Ferguson also recovered a Plaxico Burris fumble at the Giants 19-yard line. In the last-minute loss at Seattle (10/23), who entered the game as the NFL's top-ranked offense, Ferguson made three tackles and helped limit the Seahawks to 289 total yards, 118 below their season average, and one touchdown. Shaun Alexander, the NFL's leading rusher at 119 yards-per-game (5.5 yards-per-carry), was limited to 61 yards on 21 carries (2.9 yards-per-carry). In the win over Arizona (10/30), he had two tackles and a quarterback pressure, and the Cardinals were held to 213 total yards. In the Monday night win at Philadelphia (11/14), Ferguson made four tackles. He replaced Glover at nose tackle and made his first start as a Cowboy in the team's loss at the N.Y. Giants (12/4). He responded by leading all

linemen with a season-high six tackles and added his first sack of the season and a season-high two quarterback pressures. The Giants were held to one offensive touchdown and 150 net passing yards. Ferguson started again the next week against Kansas City (12/11), when the Cowboys opened the game in a 4-3 defense. In his third straight start, the loss at Washington (12/18), he tied his season-high and led all linemen with six tackles. Ferguson made four tackles in the last-minute win at Carolina (12/24), which was limited to 71 yards on 24 carries (3.0 yards-per-carry). As a starter against St. Louis (1/1/06), he tied for the lead among linemen with five tackles and helped limit the Rams to 147 net passing yards.

2004: In his final season with the Jets, Ferguson moved back to nose tackle after playing defensive tackle in 2003. He started 15-of-16 games and made 60 tackles, 3.5 sacks, and a career-high two forced fumbles. He made two tackles and two quarterback pressures at San Diego (9/19) before making five tackles, two quarterback pressures, and a sack that resulted in a forced fumble at Miami (10/3). He made four tackles against San Francisco (10/17) in his 90th career regular season game. He also teamed with Shaun Ellis to sack 49ers quarterback Tim Rattay on a third-down play in the third quarter, forcing San Francisco to punt. The Jets then scored their first touchdown of the game and went on to rally to victory. Ferguson made five tackles, including one for a loss, at New England (10/24), then recorded four tackles, two sacks and a quarterback pressure in New York's Monday Night Football victory over Miami (11/1). He made five tackles and a tackle for a loss at Buffalo (11/7) before posting four tackles and a season-high five quarterback pressures in an overtime loss to Baltimore (11/14). Ferguson began a late-season push at Pittsburgh (12/12) with six tackles, then made a season-high seven tackles and a quarterback pressure against Seattle. Against New England (12/26), Ferguson's streak of 46 consecutive starts was snapped when the Jets opened in a 3-4 package. He made four tackles while rotating in against the Patriots. In the regular season finale, he made three tackles and forced an Isaac Bruce fumble in the Jets 32-29 overtime loss at St. Louis (1/2/05). In an AFC wild card game at San Diego (1/8/05), Ferguson made five tackles, a sack, and a quarterback pressure in the Jets 20-17 overtime victory. The following week in a 20-17 overtime loss at Pittsburgh (1/15/05) in a divisional playoff game, he made seven tackles and sacked quarterback Ben Roethlisberger for a 10-yard loss in the third quarter.

2003: Ferguson started 16 regular season games at defensive tackle and made a career-high 106 tackles, tied his career-high with 4.5 sacks, batted down four passes, forced a fumble, and recovered a fumble. He opened the season at Washington (9/4) with five tackles, a tackle for a loss, and a fumble recovery. He then made five tackles against Miami (9/14) and nine tackles and a pass defensed at New England (9/21). The following week against Dallas (9/28), he tied for the team lead with eight tackles and split a sack with John Abraham. Against Buffalo (10/12), Ferguson was named AFC Defensive Player of the Week after making nine tackles, a career-high two sacks, a pass deflection, and a forced fumble.

He made seven tackles the following week at Houston (10/19) before making seven tackles and half a sack at Philadelphia (10/26). He made a career-high 10 tackles, including one for a loss, at Oakland (11/9). Ferguson made five tackles at Indianapolis (11/16) and eight tackles against Jacksonville (11/23). He began the final month of the season with eight tackles and a sack at Buffalo (12/7) before making eight tackles and batting down a pass against Pittsburgh (12/14). Against New England (12/20), he made five tackles to top 100 tackles in a season for the first time in his career. He then closed the season with four tackles and half a sack at Miami (12/28).

2002: After missing the 2001 season following rotator cuff surgery, Ferguson started 16 regular season games and two playoff games at nose tackle in 2002. He finished the season with a then career-high 79 tackles and added three sacks and three batted passes. In New York's season-opening overtime victory at Buffalo (9/8), he made eight tackles and 1.5 sacks, all in the second half. He then made six tackles against New England (9/15) before making a season-high nine tackles and adding half a sack at Miami (9/22). He made six tackles and a tackle for a loss at Jacksonville (9/29) to reach 200 tackles for his career. He made five tackles against Miami (11/10) and five tackles and his third sack of the season at Oakland (12/2). Against Denver (12/8), he made six tackles, then made eight tackles and a pass deflection in the Jets' division-clinching victory over Green Bay (12/29). In the AFC wild card against Indianapolis (1/4/03), Ferguson made two tackles. The following week in a divisional playoff game loss at Oakland (1/12/03), he made three tackles, including one for a loss.

2001: Ferguson tore his right rotator cuff during a training camp practice July 30 and underwent surgery. He was placed on injured reserve Sept. 3 and missed the entire season while rehabilitating his shoulder.

2000: Ferguson started 11 of the 15 games he played and made 45 tackles, a sack, and a pass defensed. He missed the game against Pittsburgh (10/8) with a sprained ankle. He started the four games before his injury and the seven games after returning but was replaced in the starting lineup for the final month of the season. He made his only sack of the season at New England (10/15), his first game back from the ankle injury. Three weeks later against Denver (11/5), Ferguson made a season-high eight tackles. He made seven tackles against Detroit (12/17).

1999: Ferguson played and started nine games at nose tackle and made 33 tackles, two forced fumbles, and a sack. He started the season opener against New England (9/12) and made six tackles before injuring his right ankle in the third quarter. He missed the next three games but returned against Jacksonville (10/11) in a Monday Night Football game and made two tackles and forced a fumble. He made five tackles and forced a fumble at Oakland (10/24) before making four tackles against Buffalo (12/21). After serving a four-game suspension by the league, Ferguson returned to the starting lineup at Miami (12/27).

1998: Following a strong rookie campaign, Ferguson made 63 tackles, the third-most of his career, and added four sacks, a pass deflection,

and a forced fumble. He opened the season with a bang, making five tackles and blocking an extra point at San Francisco (9/6). He made a team-high nine tackles against Baltimore (9/13) before making four tackles and his first sack of the season against Atlanta (10/25). He made seven tackles and 1.5 sacks in a win at Tennessee (11/22), which began a six-game winning streak for the Jets to end the regular season. Ferguson then had four tackles and half a sack against Carolina (11/29) and two tackles and a sack at Miami (12/13). After a first-round bye, Ferguson made a team-leading seven tackles in the Jets AFC divisional playoff win against Jacksonville (1/10/99). He had no tackles in the AFC Championship Game at Denver (1/7/99) the following week.

1997: Picked in the seventh round (229th overall) of the NFL Draft, Ferguson played in 13 games as a rookie and made 32 tackles and a career-high 4.5 sacks. He was inactive for the first two games of the season but made his professional debut at New England (9/14) and made two tackles. He made his first career sack a month later against New England (10/19) along with four tackles. He had four tackles and a sack at Miami (11/9) before suffering a bruised left shoulder on the second-half kickoff against Minnesota (11/23). He missed the rest of the game as well as the game at Buffalo (11/30) but returned against Indianapolis (12/7) and made four tackles. Against Tampa Bay (12/14), he made three tackles and a sack after being forced into full-time duty after the season-ending injury of Ernie Logan. Ferguson made his first career start in the season finale at Detroit (12/21) and recorded four tackles.

COLLEGE: Ferguson was a first-team All-Southeastern Conference selection by *The Football News* after recording 81 tackles, nine sacks, and five tackles for a loss as a senior. His nine sacks ranked ninth all-time at Georgia when he left for the NFL. After transferring from Itawamba, Miss., Junior College before his junior season, he stepped right into the Bulldogs starting lineup and made 69 tackles, five tackles for a loss, and two sacks. He closed his first season in Georgia with six tackles and a fumble recovery, which he returned for a touchdown, against Virginia in the Peach Bowl. He was a two-time all-area and all-state selection at Itawamba, where he recorded 88 tackles and 2.5 sacks.

PERSONAL: Ferguson was a two-time all-North Mississippi selection and three-time all-district selection at Nettleton, Miss., High School, where he made 117 tackles, 15 forced fumbles, 11 sacks, and two interceptions as a senior defensive tackle. He was also the center for the Nettleton basketball team and a shot putter for the track team. As a Jet, he visited James Dever School in Valley Stream, N.Y., as part of the Jets Readers Club program. He also participated in the club's Football Fanfare/Kid Reporter of the Week Program with *The Star Ledger* by being interviewed by a kid reporter following New York's Oct. 12, 2003, game against Buffalo. During the 2003 holiday season, he provided Toys 'R' Us gift cards to area children. In April 2006, Ferguson joined Cowboys linebacker DeMarcus Ware, defensive end Marcus Spears, and a dozen other teammates in support of the Second Annual Taste of the NFL: The Ultimate Dallas Cowboys Tailgate Party, which benefited the North Texas

Food Bank. The event helped raise money to provide over 330,000 meals to North Texans in need. During the 2007 offseason, Ferguson participated in the team's annual NFL Draft Day Fan

Appreciation Party signing autographs and thanking fans for their support. Ferguson and his wife, Gena, have a son, Jason Jr.

FERGUSON'S NFL TOTALS

Year Team	GP-GS	DEFENSE				Tkl/ Ls	QB Prs	PBU	FF	INTERCEPTIONS				FUMBLES REC						
		ST	AT	TT	Sks-Yds					No Yds	Avg	Lg	TD	No Yds	Avg	Lg	TD			
1997 N.Y. Jets	13-1	24	8	32	4.5(-35)	-	-	0	0	0	0	0	0	0	0	0	0	0	0	
1998 N.Y. Jets	16-16	42	21	63	4.0(-25)	-	-	1	1	0	0	0	0	0	0	0	0	0	0	
1999 N.Y. Jets	9-9	23	10	33	1.0(-4)	-	-	0	2	0	0	0	0	0	0	0	0	0	0	
2000 N.Y. Jets	15-11	34	11	45	1.0(0)	-	-	1	0	0	0	0	0	0	0	0	0	0	0	
2001 N.Y. Jets	0-0	Reserve/Injured				-	-	-	-	-	-	-	-	-	-	-	-	-	-	
2002 N.Y. Jets	16-16	49	30	79	3.0(-30)	-	-	3	0	0	0	0	0	0	0	0	0	0	0	
2003 N.Y. Jets	16-16	68	38	106	4.5(-45)	-	-	4	1	0	0	0	0	0	0	0	0	0	0	
2004 N.Y. Jets	16-15	40	20	60	3.5(-28)	-	-	0	2	0	0	0	0	0	0	0	0	0	0	
2005 Dallas	16-5	27	15	42	1.0(-2)	2(-2)	6	1	0	0	0	0	0	0	0	0	0	0	0	
2006 Dallas	16-16	47	17	64	0(0.0)	4(-10)	3	1	0	0	0	0	0	0	0	0	0	0	0	
Totals	133-105	354	170	524	225(-169)	6(-12)	9	11	6	0	0	0.0	0	0	0	0	2	0	0.0	0
Playoffs																				
1998 N.Y. Jets	2-2	4	3	7	0.0(0)	-	-	1	0	0	0	0	0	0	0	0	0	0	0	0
2001 N.Y. Jets	0-0	Reserve/Injured				-	-	-	-	-	-	-	-	-	-	-	-	-	-	-
2002 N.Y. Jets	2-2	4	1	5	0.0(0)	-	-	0	0	0	0	0	0	0	0	0	0	0	0	0
2004 N.Y. Jets	2-2	8	4	12	2.0(-16)	-	-	0	0	0	0	0	0	0	0	0	0	0	0	0
2006 Dallas	1-1	2	0	2	0.0(0)	-	-	0	0	0	0	0	0	0	0	0	0	0	0	0
Totals	7-7	18	8	26	2.0(-16)	-	-	1	0	0	0	0.0	0	0	0	0	0	0	0	0

ADDITIONAL STATISTICS

Blocked Kicks - 1998 (1 PAT)


SINGLE-GAME BESTS

Tackles - 10 @ Oakland, 11/9/03

Playoffs - 7 vs. Jacksonville, 1/10/99 and @ Pittsburgh, 1/15/05

Sacks - 2.0 vs. Buffalo, 10/12/03

Playoffs - 1.0 @ San Diego, 1/8/05 and @ Pittsburgh, 1/15/05



Nick Folk



Kicker

D-6a for '07
(178th overall)

6'1"

222

11/5/84

Arizona

NFL: Rookie

Cowboys: Rookie

COLLEGE: Seeking a challenger for kicker Martin Gramatica, the Cowboys selected Folk in the sixth round (178th overall) of the 2007 NFL Draft. At Arizona, Folk had experience handling punts, kickoffs, field goals, and PATs. He also had one of the strongest legs last year, as he showed at the scouting combine before the draft. Folk finished his career at Arizona 30-of-47 on field goals, including a long of 53 yards. He also had 96 punts for 4,242 yards (44.2 yards-per-punt), including a long of 61 yards, and was 79-of-81 on extra points.

2006: Folk played in 12 games for the Wildcats and earned first-team All-Pac-10 honors after his senior season. He made 15-of-20 field goals (75 percent), including a long of 52 yards. He was perfect from 29 yards or closer, 4-of-5 from 30-39 yards, and 5-of-9 from 40-49 yards. Folk made his only field goal attempt from 50-plus yards, and only one of his kicks was blocked. He made all 22 extra-point attempts. Folk had 74 punts for 3,259 yards (44.0 yards-per-punt), including a long of 78 yards. He had 10 touchbacks, seven

fair catches, and 24 punts inside the 20-yard line. Folk also had 49 kickoffs for 2,964 yards (60.5 yards-per-kickoff) and 31 touchbacks.

2005: Folk earned honorable mention All-Pac-10 honors after playing in 11 games and making 31-of-33 PATs and 7-of-11 field goals (63.6 percent). Two of his kicks were blocked. He made a 51-yard field goal against Purdue, his longest of the season. He took over as punter and handled kickoffs after Danny Baugher was injured in the seventh game. Folk finished with a league-best 44.7-yard average on 22 punts and made eight inside the 20 and two touchbacks. He had a career-best 61-yard punt against Washington. Arizona had a 64.0-yard net kickoff average, one of the best in the nation, and its opponents' average starting field position was the 20 yard-line.

2004: As a sophomore, Folk won the starting job as the Wildcats place-kicker. He earned All-Pac-10 honorable mention after playing in 11 games and making 8-of-13 field goal attempts (61.5 percent) and 18-of-18 PATs. Folk made a career-long 53-yard field goal against Arizona State in the

final game of the season. He finished the year eighth in the Pac-10 in field goals.

2003: As a redshirt freshman, Folk played in 10 games for the Wildcats and took over as the place-kicker in the last four. He missed all three of his field goal attempts – from 28, 32, and 23 yards – but made all eight extra points. He was named to the honorable mention Pac-10 All-Academic team and received the team's Undergraduate Academics Award for the best grade point average and classroom excellence. He also received the 2002 and 2003 Academic

Champion Award.

PERSONAL: Folk attended Notre Dame High School in Sherman Oaks, Calif., and was named to the All-California Interscholastic Federation Southern Section second-team offense as a place-kicker and to the first-team offense as a punter. He finished his prep career 5-of-9 on field goal attempts, including a long of 52 yards. Folk lettered four years in football and soccer. He was named to All-Mission League Academic Team and won the Scholar-Athlete Award.

FOLK'S ARIZONA TOTALS

Year Team	GP-GS	SCORING									
		FG	FGA	Pct	Long	Bk	XP	XPA	Pct	Bk	Points
2003	10-0	0	3	0.0	-	0	8	8	100.0	0	8
2004	11-0	8	13	61.5	53	1	18	18	100.0	0	42
2005	11-0	7	11	63.6	51	2	31	33	93.9	0	52
2006	12-0	15	20	75.0	52	1	22	22	100.0	0	67
Totals	44-0	30	47	63.8	53	4	79	81	97.5	0	169

Year Team	FIELD GOAL ACCURACY									
	10-19	Pct	20-29	Pct	30-39	Pct	40-49	Pct	50+	Pct
2003	0-0	0.0	0-0	0.0	0-1	0.0	0-0	0.0	0	0-0
2004	0-0	0.0	2-2	100.0	3-4	75.0	2-5	40.0	1-2	50.0
2005	1-1	100.0	0-1	0.0	4-5	80.0	1-2	50.0	1-2	50.0
2006	0-0	0.0	5-5	100.0	4-5	80.0	5-9	55.6	1-1	100.0
Total	1-1	100.0	7-10	70.0	11-15	73.3	8-16	50.0	3-5	60.0

Year Team	PUNTING						KICKOFFS				
	No	Yds	Avg	TB	In 20	Long	Bk	No	Yds	Avg	TB
2006	74	3,259	44.0	10	24	78	0	49	2,964	60.5	31



Doug Free

68

Tackle

D-4b for '07
(122nd overall)

6'6" | 306 | 1/6/84 | Northern Illinois

NFL: Rookie | Cowboys: Rookie

COLLEGE: The Cowboys drafted Free in the fourth round (122nd overall) of the 2007 NFL Draft and hope he will develop into a key player on the offensive line. He will learn from some of the best in the NFL, including 10-year veteran Flozell Adams and former first-round draft picks Marc Colombo and Leonard Davis. Free started all 49 games at Northern Illinois and was a semifinalist for the Draddy Award.

2006: Free earned first-team All-Mid American Conference and Academic All-MAC honors as a senior. He was a semifinalist for the Draddy Award, which recognizes academic success, football performance, and exemplary community service. He was also a member of the Outland Trophy and Lombardi Award Watch List and earned CBSsportsLine.com "Halfway All American" honors. Free started 13 games for the Huskies, helping them go 7-6 and play in the Poinsettia Bowl against Texas Christian.

2005: Free started 12 games at left tackle for Northern Illinois and earned first-team All-Mid American Conference honors. He helped the team gain 206.7 rushing yards-per-game, which

ranked 16th in the nation, and 441.1 total yards-per-game. Free was also nominated for MAC All-Academic honors and CoSIDA District V All-Academic honors after earning a 3.24 grade point average in industrial technology.

2004: Free earned Sophomore All-American third-team honors from *College Sports Report* and was named second-team All-Mid American Conference by the league's coaches. He started 12 games at left tackle, helping the team gain 438.8 total yards-per-game. He played a season-high 99 snaps against Eastern Michigan.

2003: Following his redshirt season, Free was named to the Freshman All-American third-team by *The Sporting News*. He started all 12 games, including the first two at right tackle, the next nine at left tackle, and the last game at tight end.


PERSONAL: Free lettered three times in football at Lincoln High School in Manitowoc, Wisc., where he was an honor roll student. He was a team captain as a senior and was named defensive lineman of the year. He also earned first-team All-Fox Valley Conference honors on

offense and defense, first-team *Herald Times Reporter* All-Area honors, and *Milwaukee Journal Sentinel* all-state honors. As a defensive tackle in 2002, he led the team to a 7-3 record and a play-off berth, recording 64 tackles, eight sacks,

seven blocked kicks, six forced fumbles, five pass deflections, and two fumble recoveries. He also had six receptions for 141 yards and a touchdown as a tight end.

FREE'S NORTHERN ILLINOIS TOTALS

GAMES/STARTS: 2003 (12/12), 2004 (12/12), 2005 (12/12), 2006 (13/13). Totals 49/49.



Aaron Glenn

26

Cornerback

FA for '05

5'9"

183

7/16/72

Texas A&M

NFL: 14th Year

Cowboys: 3rd Year

PRO: When Glenn signed with the Cowboys on April 27, 2005, he not only reunited with coach Bill Parcells, but he provided the Cowboys with a veteran at cornerback, something they had lacked for several years. It didn't take long for Glenn to have an impact as the third cornerback. His game-ending interception in the end zone in the 2005 season opener at San Diego set the tone for a year in which he made several contributions in the nickel package and as a starter. He is an instinctive, athletic corner who remains an excellent playmaker in his 14th year in the NFL. Glenn, who will report to training camp just over a week after his 35th birthday, has started 171-of-200 career games (including the playoffs) and has made three Pro Bowls – twice with the Jets (1997, 1998) and once with the Texans (2002). He and Houston teammate Gary Walker became the first Pro Bowlers from an expansion team since the 1970 NFL-AFL merger. Glenn has recorded at least one interception in each of the past 12 seasons (1995-2006), tying him with Ty Law for the longest active streak in the NFL. He has 40 career interceptions. He has seven returns for touchdowns: five on interceptions, one on a kickoff, and one on a missed field goal, a 104-yard return that is the longest return for a touchdown in N.Y. Jets history. In Dallas, Glenn led the Cowboys in interceptions in 2005, when he was the third cornerback and became a starter after Anthony Henry suffered a midseason injury. He was selected by the Jets with the 12th overall pick in the 1994 NFL Draft. In 2002, he was chosen by the Houston Texans with the third pick in the NFL Expansion Draft. He has played in 196 regular season games and four playoff games in his career, including the Cowboys wild card loss at Seattle in 2006.

2006: Glenn was consistent in all 16 games as the team's nickel corner. He had 20 tackles, six pass breakups, and one interception. The interception, which came off Titans rookie quarterback Vince Young, was the 40th of his career and extended his streak of consecutive years with at least one interception to 12 seasons, tied for the NFL's longest active streak. In the home-opening win over Washington (9/17), he helped hold the Redskins without a touchdown, making two tackles and breaking up a pass. The Redskins three wide receivers – Santana Moss, Antwaan Randle-El, and Brandon Lloyd – were limited to three

receptions for 16 yards until the game was out of reach in the middle of the fourth quarter. In the win at Tennessee (10/1), he made his only interception of the season and the 40th of his career. He also had a tackle and broke up a pass. The Titans wide receivers were limited to five receptions for 31 yards. In the following week's loss at Philadelphia (10/8), Glenn made one tackle, broke up a pass, and made his first kickoff return of the season, on a squib kick toward the end of the game. In the win over Houston (10/15), he had one tackle and helped limit wide receivers Andre Johnson and Eric Moulds to 9.2 yards-per-catch. The Texans converted only three-of-13 third-down conversions. In the Monday night loss to the N.Y. Giants (10/23), Glenn had one tackle in the nickel and helped limit Eli Manning to a 46.2 percent completion rate. He made his only start of the season the following week in a win at Carolina (10/29) when Dallas opened the game with three corners. Glenn had two tackles and helped limit Carolina to 128 net passing yards and three third-down conversions on nine attempts. He also returned one kickoff for 14 yards after Tyson Thompson left the game with a broken leg. In the win over previously undefeated Indianapolis (11/19), Glenn played several downs against the Colts multiple wide-receiver sets and made three tackles. He also broke up one pass and helped limit the Colts to a season-low 14 points. In the last-minute victory at the N.Y. Giants (12/3), Glenn made a season-high five tackles and helped limit the Giants starting wide receivers, Plaxico Burress and Tim Carter, to eight catches for 64 yards (8.0 yards-per-catch).

2005: Despite losing his role as a starter for the first time in his career, Glenn led the Cowboys with four interceptions, giving him four or more interceptions in five of the six previous seasons. He also tied for third on the team with eight passes defended and served as a leader to a rapidly improving secondary. Glenn spent most of the first half of the season as the team's third corner in the nickel, playing on the outside while Terence Newman shifted to the slot. By season's end, he had seven starts in place of Anthony Henry, who was injured at midseason. Glenn made his presence felt in the season opener at San Diego (9/11) with one of the plays of the game. On fourth down, with the Chargers driving for the winning score in the game's final seconds, Glenn ended

the game by intercepting Drew Brees in the end zone. The interception was his first as a Cowboy. He had three tackles against Washington (9/19) and three tackles at San Francisco (9/25) and made his first start of the season in the win over Philadelphia (10/9) when Dallas opened in a nickel package. Glenn made one tackle and helped limit the Eagles, who entered the game as the NFL's top-ranked offense, to 129 total yards, including 110 passing yards. In the following week's win over the N.Y. Giants (10/16), he made two tackles and helped limit New York to one-of-11 on third-down conversions. In the win against Arizona (10/30), Glenn recorded one tackle, broke up a pass, and made an interception on Arizona's final possession. The Cardinals were limited to 142 net passing yards. After Henry suffered a groin injury late in the game against the Cardinals, Glenn moved into the starting lineup for the Monday night game at Philadelphia (11/14). He responded with four tackles and broke up a pass. The Eagles were limited to 178 net passing yards and 8.7 yards-per-catch, and the Philadelphia wide receivers had just one reception of over 10 yards. Glenn started the following week in the win over Detroit (11/20) and made three tackles. He also helped limit the Lions to 226 total yards, including 169 passing yards. Glenn started in the overtime loss to Denver (11/24) on Thanksgiving Day and made four tackles. The Broncos were limited to 149 net passing yards, and their wide receivers had just six catches for 64 yards, including just one catch over 13 yards (a 20-yarder). Glenn's first tackle of the game against Denver was the 600th of his career. In his fourth consecutive start, at the N.Y. Giants (12/4), Glenn held Plaxico Burress to four catches for 47 yards, with a long of 18 yards. He also had two interceptions for the second time in his career. One came in the end zone in the second quarter and the other came at the Giants 17-yard line in the third quarter, which helped set up a Dallas touchdown. He sprained his ankle on the third-quarter interception but returned to the game. Giants quarterback Eli Manning completed just 12-of-31 passes for 150 net yards and no touchdowns. In the win over Kansas City (12/11), Glenn returned to nickel back when Henry returned to the starting lineup. Glenn made his seventh start of the year in the season-ending loss to St. Louis (1/1/06) and made three tackles and helped limit the Rams to 147 net passing yards. Wide receivers Torry Holt and Isaac Bruce were limited to five catches for 48 yards.

2004: Glenn started 16 regular season games at left corner and made 59 tackles, 11 passes defended, and five interceptions for the Texans. He also returned four punts for 22 yards. In the Week 2 matchup at Detroit (9/19), he made two tackles and one interception. He made five tackles the following week at Kansas City (9/26) and then made five tackles against Oakland (10/3). Glenn recorded a season-high eight tackles in Houston's overtime loss to Minnesota (10/10), then made his second interception of the season at Tennessee (10/17) on quarterback Steve McNair's first pass of the game. Glenn made another interception at Indianapolis (11/14), setting up the Texans first touchdown of the game, and helped hold wide receiver Marvin Harrison to two catches. Against Green Bay (11/21), Glenn made four tackles and one interception. He made seven tackles at the N.Y. Jets (12/5) in his first trip back to the Meadowlands. He had two tackles

and broke up five passes at Chicago (12/19), including his fifth interception of the season, which came on a fake field goal attempt. He also returned a punt 18 yards. After making two tackles at Jacksonville (12/26), Glenn closed the season with five tackles against Cleveland (1/2/05).

2003: In his second season with the Texans, Glenn made 29 tackles, 16 pass deflections, and an interception. He started 11 games and missed five, including two in the middle of the season because of a groin injury and three at the end of the season after he was placed on injured reserve with a groin injury. Following the season, his teammates voted him the recipient of the Ed Block Courage Award. He opened the season with seven tackles and two pass deflections at Miami (9/7), then made four tackles and broke up two passes at New Orleans (9/14). He made three tackles against Kansas City (9/21) before leaving the game against Jacksonville (9/28) after just eight plays because of a groin strain. He missed the rest of the game against the Jaguars as well as the games at Tennessee (10/12) and the N.Y. Jets (10/19). He returned at Indianapolis (10/26) and made a tackle and a pass deflection. The following week against Carolina (11/2), he recorded his only interception of the season. He made three tackles and two pass deflections at Cincinnati (11/9), then added three tackles and three pass deflections at Buffalo (11/16). The following week against eventual Super Bowl champion New England (11/23), he made two tackles and two pass deflections. In the rematch at Jacksonville (12/7), he made four tackles before leaving the game in the second half with a groin injury. He was placed on injured reserve three days later.

2002: After being selected by the Texans with the third pick in the 2002 NFL Expansion Draft, Glenn had a career year and earned his third Pro Bowl trip. He also earned first-team All-Pro honors from *The Sporting News* and *College & Pro Football Newsweekly*, second-team All-Pro honors from *Football Digest*, and first-team All-AFC honors from *Pro Football Weekly*. He finished the season with a career-high 72 tackles, 16 passes defended, the second-most of his career, and five interceptions, tying the second-most of his career. He had a career-best 181 interception return yards and returned two interceptions for a touchdown. In the franchise's first game, against Dallas (9/8), he made four tackles and an interception that set up a drive that resulted in a field goal. He made a tackle and an interception the following week at San Diego (9/15), marking the fourth time in his career he had interceptions in consecutive games. He then made six tackles and a pass deflection against Indianapolis (9/22). He registered eight tackles at Philadelphia (9/29) before making five tackles and two pass deflections against Buffalo (10/13). At Jacksonville (10/27), he made two tackles and gained 47 yards when he took a lateral on a punt return from Jabar Gaffney. That set up Kris Brown's 45-yard game-winning field goal. The following week against Cincinnati (11/3), he tied a career-high with nine tackles. He made four tackles and an interception at Tennessee (11/10), then made his first career sack when he dropped Mark Brunell for a 10-yard loss against Jacksonville (11/17). He had six tackles against the N.Y. Giants (11/24). He had one of the season's best performances at Pittsburgh (12/8), making eight tackles

and returning two interceptions for a touchdown, one in the first quarter to give the Texans a 14-0 lead and the other late in the fourth quarter to secure the victory. He was named AFC Defensive Player of the Week for the first time in his career. The next week against Baltimore (12/15), he made three tackles and two pass deflections. He had three tackles and two pass deflections at Washington (12/22) and closed the season with two tackles against Tennessee (12/29). In the AFC's 45-20 Pro Bowl win, Glenn started and made three tackles.

2001: In his final season with the Jets, Glenn started 12 of the 13 games he played, marking the first time in his career he did not start a game in which he played. Despite missing three games with a sprained knee, he made 39 tackles, 13 pass deflections, a team-high five interceptions, and a fumble recovery. He opened the season with seven tackles against Indianapolis (9/9), then made three tackles and his 20th career interception at New England (9/23). He made an interception at Buffalo (10/7) before making five tackles and a pass defensed against Miami (10/14). Two weeks later, at Carolina (10/28), he made two tackles, three pass deflections, and an interception, which he returned 22 yards to set up John Hall's 34-yard game-winning field goal. He made an interception and forced a fumble at New Orleans (11/4). At Miami (11/18), he returned an interception 60 yards for a touchdown. The interception was the 24th of his career and tied him for third in Jets history. He sprained his knee early in the second quarter against New England (12/2) and missed the rest of the game as well as the next three. He returned against Buffalo (12/30) as a nickel back and didn't start for the first time in his NFL career. He returned to the starting lineup the following week at Oakland (1/6/02) and made a season-high 10 tackles. He then made five tackles in New York's wild card loss to Oakland (1/12/02).

2000: Glenn started 16 regular season games and made 37 tackles, 14 passes defensed, and four interceptions for the Jets. He was named first alternate to the AFC Pro Bowl squad. He made his first interception of the season at Tampa Bay (9/24), then made a season-high seven tackles against Pittsburgh (10/8). At Indianapolis (11/12), he helped limit Marvin Harrison to four catches for 34 yards. Glenn returned an interception 34 yards at Oakland (12/11), then closed the year with his fourth interception of the season at Baltimore (12/24).

1999: Glenn started 16 regular season games at left cornerback and made 47 tackles, 12 pass deflections, three interceptions, and a fumble recovery. He also had 27 kickoff returns for 601 yards (22.3 yards-per-return). He opened the season against New England (9/12) with five tackles and three kickoff returns for 96 yards (32.0 yards-per-return). He made three tackles and recovered a fumble at Buffalo (9/19) before intercepting a fourth-quarter pass at Denver (10/2) to set up the winning touchdown for the Jets. Against Indianapolis (10/17), he held Marvin Harrison to a season-low 40 receiving yards on six receptions. He made a season-high seven tackles and an interception at Oakland (10/24) before making two tackles, two pass deflections, and an interception at Miami (12/27). In the win against Seattle (1/2/00), he held Seahawks receiver Joey Galloway to one catch.

1998: Glenn made his second consecutive Pro Bowl after making 48 tackles, 11 passes defensed, and a career-high six interceptions. He also returned 24 kickoffs for 585 yards (24.4 yards-per-return). He had a team-high eight tackles and made his first interception of the season against Baltimore (9/13). He had four tackles and an interception in the end zone at New England (10/19), then intercepted his third pass of the season against Atlanta (10/25). At Kansas City (11/1), Glenn returned a kickoff 62 yards, and two plays later, quarterback Vinny Testaverde threw a game-tying touchdown to Kyle Brady. At Indianapolis (11/15), Glenn made a team-high nine tackles, three pass deflections, and an interception. He also earned AFC Special Teams Player of the Week honors after returning a missed field goal 104 yards for a touchdown, the longest play in Jets history. He intercepted his fifth pass of the season and made two tackles against Carolina (11/29). The following week against Seattle (12/6), he injured his right ankle while intercepting a pass and didn't return to the game. He also missed the last three games of the regular season. He returned as a nickel back in a divisional playoff game against Jacksonville (1/10/99) and made one tackle. He then made two tackles in the AFC Championship Game at Denver (1/17/99).

1997: After making 65 tackles, 12 pass deflections, and an interception, Glenn earned his first Pro Bowl selection and became the first Jet to start in a Pro Bowl game. He also finished the season first in the AFC and second in the NFL with a 26.5-yard average and on 28 kickoff returns (741 yards), including one for a touchdown. He started the season with a bang, returning a kickoff 96 yards for a touchdown against Buffalo (9/7), the first touchdown return by a Jet since Bobby Humphrey did it at Cincinnati on Dec. 21, 1986. Glenn also made five tackles and two passes defensed. Glenn made his lone interception of the season at Indianapolis (10/5).

1996: Glenn started 16 regular season games at left corner and made 48 tackles, 14 passes defensed, and four interceptions, two of which he returned for touchdowns. At Miami (9/15), he intercepted Dan Marino on fourth-and-goal and returned it a then club record 100 yards for a touchdown. He recorded six tackles, three pass deflections, and an interception against New England (11/10). He left the rematch against New England (12/8) with bruised ribs but returned the next week against Philadelphia (12/14) and returned an interception 13 yards for a touchdown.

1995: Glenn started 16 regular season games for the Jets and made 63 tackles, a career-high 17 pass deflections, an interception, a forced fumble, and a fumble recovery. He made a season-high nine tackles and broke up two passes against Miami (10/22). He made his first career interception against Seattle (11/26) when he stepped in front of a Rick Mirer pass in the first quarter.

1994: Glenn was selected 12th overall in the NFL Draft after the Jets traded their first- (13th overall) and fifth-round picks to New Orleans to move up. Glenn started 15 games at left corner and made 69 tackles, 13 passes defensed, and two forced fumbles. He earned All-Rookie honors from *Football News* and *College & Pro Football*

Newsweek. He also ranked ninth in the AFC with 21.6 yards-per-kickoff return. The only start he missed was at Green Bay (11/13) when he had turf toe. He made a career-high 10 tackles against San Diego (12/18).

COLLEGE: Glenn was a two-time All-America and All-Southwest Conference selection for Texas A&M, where he played defensive back and punt returner. He left A&M as the school's all-time leader in passes defended in a season (20), season punt-return average (19.9), and punt-return yards in a game (131). He earned first-team All-America honors and was a consensus All-SWC pick as a senior after making 27 tackles, 13 pass deflections, and three interceptions. He also led the nation with 19.9 yards-per-punt return, which broke the school record of 16.1 set in 1951. As a junior, he made six interceptions and earned second-team All-America honors as well as first-team All-SWC and SWC Newcomer of the Year honors. He also set a conference and school record with 20 pass breakups and went eight consecutive games without allowing a reception. Glenn transferred to Texas A&M from Navarro, Texas, Junior College, where he earned All-America and All-Conference honors as a sophomore. That season, he made 60 tackles, 15 pass deflections,

and two interceptions. Only 15 passes were thrown at the receiver he was covering.

PERSONAL: As a senior at Nimitz High School in Humble, Texas, Glenn gained over 1,000 rushing yards and over 200 receiving yards and made seven interceptions to earn all-state and all-district honors. He also lettered in basketball and track for Nimitz. He was a kinesiology major in college. Glenn established the Aaron Glenn Foundation, which hosts the Red Hot and Jazzy Gala and Tee It Up Golf Tournament to award scholarships to minority students at Texas A&M and Candelighters. He was the Texans 2002 NFL spokesman for the United Way of Texas Gulf Coast. He has also participated in the NFL/United Way Hometown Huddle and modeled in the Texans Style Show to benefit Family Services of Houston and the Houston Texans Foundation. He has also formed a partnership with the Williams Chicken franchise. In 2002, the Houston Quarterback Club named Glenn the Texans Player of the Year, and the fans voted him Foley's Texans Player of the Year. The seventh of 11 children, Glenn and his wife, Devaney, have a son, Aaron II, and two daughters, Tristen and Rheagan.

A. GLENN'S NFL TOTALS

Year Team	GP-GS	DEFENSE					INTERCEPTIONS					FUMBLES REC							
		ST	AT	TT	Sks-Yds	Tkl/Ls	QB Prs	PBU	FF	No	Yds	Avg	Lg	TD	No	Yds	Avg	Lg	TD
1994 N.Y. Jets	15-15	56	13	-	69	0.0(0)	-	-	13	2	0	0	0.0	0	0	0	0.0	0	0
1995 N.Y. Jets	16-16	43	20	-	63	0.0(0)	-	-	17	1	1	17	17.0	17	0	1	0	0.0	0
1996 N.Y. Jets	16-16	43	6	-	49	0.0(0)	-	-	14	2	4	113	28.2	100	2	0	0	0.0	0
1997 N.Y. Jets	16-16	54	11	-	65	0.0(0)	-	-	12	0	1	5	5.0	5	0	0	0	0.0	0
1998 N.Y. Jets	13-13	47	1	-	48	0.0(0)	-	-	11	0	6	23	3.8	26	0	0	0	0.0	0
1999 N.Y. Jets	16-16	47	5	-	52	0.0(0)	-	-	12	0	3	20	6.7	12	0	1	0	0.0	0
2000 N.Y. Jets	16-16	29	8	-	37	0.0(0)	-	-	14	0	4	34	8.5	34	0	0	0	0.0	0
2001 N.Y. Jets	13-12	26	13	-	39	0.0(0)	-	-	13	0	5	82	16.4	60	1	1	0	0.0	0
2002 Houston	16-16	45	27	-	72	1.0(-10)	-	-	16	0	5	181	36.2	70	2	0	0	0.0	0
2003 Houston	11-11	23	6	-	29	0.0(0)	-	-	16	0	1	0	0.0	0	0	0	0	0.0	0
2004 Houston	16-16	49	10	-	59	0.0(0)	-	-	11	0	5	40	8.0	23	0	0	0	0.0	0
2005 Dallas	16-7	32	1	-	33	0.0(0)	0(0)	0	8	0	4	10	2.5	10	0	0	0	0.0	0
2006 Dallas	16-1	19	1	-	20	0.0(0)	0(0)	0	6	0	1	7	7.0	7	0	0	0	0.0	0
Totals	196-171	513	122	-	635	1.0(-10)	0(0)	0	163	5	40	532	13.3	100	5	3	0	0.0	0
Playoffs																			
1998 N.Y. Jets	2-0	3	0	-	3	0.0(0)	-	-	0	0	0	0	0.0	0	0	0	0	0.0	0
2001 N.Y. Jets	1-1	2	3	-	5	0.0(0)	-	-	0	0	0	0	0.0	0	0	0	0	0.0	0
2006 Dallas	1-1	1	0	-	1	0.0(0)	0(0)	0	0	0	0	0	0.0	0	0	0	0	0.0	0
Totals	4-1	6	3	-	9	0.0(0)	-	-	0	0	0	0	0.0	0	0	0	0	0.0	0


Year Team	KICKOFF RETURNS						GLENN'S SEVEN TOUCHDOWNS					
	No	Yds	Avg	FC	Long	TD						
1994 N.Y. Jets	27	582	21.6	-	45	0	100-yard INT at Miami, 9/15/96					
1995 N.Y. Jets	1	12	12.0	-	12	0	13-yard INT vs. Philadelphia, 12/14/96					
1996 N.Y. Jets	1	6	6.0	-	6	0	96-yard kickoff vs. Buffalo, 9/7/97					
1997 N.Y. Jets	28	741	26.5	-	96	1	104-yard missed field goal vs. Indianapolis, 11/15/98					
1998 N.Y. Jets	24	585	24.4	-	62	0	60-yard INT at Miami, 11/18/01					
1999 N.Y. Jets	27	601	22.3	-	50	0	70-yard INT at Pittsburgh, 12/8/02					
2000 N.Y. Jets	3	51	17.0	-	22	0	65-yard INT at Pittsburgh, 12/8/02					
2005 Dallas	1	20	20.0	-	20	0						
2006 Dallas	3	24	8.0	-	14	0						
Totals	115	2,622	22.8	-	961	1						

ADDITIONAL STATISTICS

Punt Returns - 2004 (4 for 22 yards).

SINGLE-GAME BESTS

Total Tackles - 10 vs. San Diego, 12/18/94 and at Oakland, 1/6/02
Interceptions - 2 at Pittsburgh, 12/8/02 and at N.Y. Giants, 12/4/05
Interception Return Yards - 135 at Pittsburgh, 12/8/02
Kickoff Return Yards - 96 vs. Buffalo, 9/7/97
Touchdowns - 2 at Pittsburgh, 12/8/02



Terry Glenn

83

Wide Receiver

Trade (GB) for '03

5'11" | 196 | 7/23/74 | Ohio State

NFL: 12th Year | Cowboys: 5th Year

PRO: An explosive, fluid playmaker, Glenn has been a deep threat in the Cowboys offense since he came to Dallas in a trade with Green Bay before the 2003 season. Since his arrival, he has averaged 16.0 yards-per-catch, and 150 of his 208 catches have picked up a first down. He and Terrell Owens form a dangerous one-two punch and one of the NFL's most accomplished pair of starting receivers. Heading into the 2007 season, Glenn and Owens have combined for 1,394 receptions, 20,538 receiving yards and 158 touchdown receptions. Last year, Glenn and Owens became just the second pair of Dallas wide receivers to top 1,000 receiving yards in the same season, joining Tony Hill and Drew Pearson, who did it in 1979. Glenn's 70 receptions in 2006 were the third-most of his career. He has gained over 1,000 receiving yards in each of the last two years, making him the fifth receiver in club history to record multiple 1,000-yard seasons. The other four who've done it are Michael Irvin (seven times), Tony Hill (three), Bob Hayes (two), and Drew Pearson (two). In 2005, Glenn led the NFC and was second in the NFL with 18.3 yards-per-reception. He also topped 500 career receptions and tied a personal record with four 100-yard receiving games. In 2003, his first season with Dallas, Glenn led the Cowboys with 754 receiving yards and five touchdown receptions. His second season in Dallas began just as well, but a sprained foot in Week 6 ended his season. Before the injury, Glenn averaged 16.7 yards-per-reception. The Cowboys acquired Glenn from Green Bay for a sixth-round draft pick Feb. 28, 2003. The trade reunited Glenn with head coach Bill Parcells, who was New England's head coach when the Patriots chose Glenn with the seventh pick in the 1996 NFL Draft. Glenn earned All-Rookie honors after catching an NFL rookie record 90 passes. While working with quarterback Drew Bledsoe in New England, Glenn recorded the fifth-most receptions and fourth-most receiving yards in Patriots history. During his 11-year career, he has recorded 593 receptions for 8,823 yards and 44 touchdowns. He also has 23 100-yard receiving games, including six games of 148 yards or more.

2006: Glenn turned in another solid performance, recording his third-most receptions in a season (70) and fourth-most receiving yards in a season (1,047). His 70 receptions ranked 12th in the NFC and 25th in the NFL. His 1,047 yards ranked tenth in the NFC and 18th in the NFL. Glenn also had six touchdown receptions, one shy of his season best in 2005. Glenn recorded his second straight 1,000-yard receiving season, and the fourth of his career. It was also the 20th 1,000-yard receiving season in club history. In the season-opening loss at Jacksonville (9/10), he led the team with 81 receiving yards on four catches, including a 51-yard reception that set up the Cowboys final

touchdown. Three of his four catches came on touchdown drives. In the home-opening win over Washington (9/17), he led the team with six receptions for 94 yards and a touchdown. Five of his catches – and 90 receiving yards – came on Dallas scoring drives, including a 40-yard touchdown catch that capped a 99-yard drive to start the fourth quarter. Glenn also drew a 41-yard pass interference penalty to set up the Cowboys at the five-yard line for their second touchdown. He also made a key block on two Redskins to spring Marion Barber on a 26-yard reception. In the Cowboys win at Tennessee (10/1), Glenn recorded five catches for 54 yards and two touchdowns. It was his third career multiple-touchdown game; all three have come with Dallas. Against the Titans, he became the 66th player in NFL history to top 8,000 career receiving yards. Glenn also ran 22 yards on an end-around to help set up the Cowboys first touchdown of the second half. In the loss at Philadelphia (10/8), he led the team with five receptions for 61 yards, including three receptions that picked up a first down. In the following week's win over Houston (10/15), Glenn tied for the team lead with five receptions for 47 yards, including two that picked up first downs. In the Monday night loss at the Giants (10/23), he added four catches for 41 yards, including two catches on third down to pick up a first down. In the Sunday night win at Carolina (10/29), Glenn had four catches for 52 yards, including two for 19 yards on the Cowboys first touchdown drive. In the last-minute loss at Washington (11/5), he recorded three receptions for 26 yards and caught his fourth touchdown pass of the season. His 10-yard touchdown catch gave Dallas a 6-5 lead in the second quarter. All three of his catches came on Dallas scoring drives against the Redskins. Glenn missed the following week of practice with a sore quad and was inactive for the win over the Cardinals (11/12). In the win over previously undefeated Indianapolis (11/19), Glenn led the team with six receptions for 78 yards, all of which came in the second half. He made five receptions for 71 yards on the Cowboys two fourth-quarter touchdown drives. He made his sixth catch on a seven-yard slant on third-and-7 with 2:09 remaining, picking up a first down that allowed Dallas to run out the clock and secure the win. In the Thanksgiving Day win over Tampa Bay (11/23), he made four receptions for 89 yards and two touchdowns. It was his second multiple touchdown game of the season and the fourth of his career. In the last-minute victory at the N.Y. Giants (12/3), all four of Glenn's receptions picked up first downs, including two on third down. He had a 10-yard catch on third-and-5 from the Giants 15-yard line, extending a drive that ended with a Barber touchdown. In the Sunday night loss to New Orleans (12/10), he led

the team with a season-high eight receptions and 150 yards, marking his first 100-yard game of the season and the 22nd of his career. The 150-yard game was also the sixth-best of his career. In the playoff-clinching win at Atlanta (12/16), he led the team with five receptions for 96 yards, his third-best yardage total of the season. All five of his receptions picked up a first down, including two on third down. All five receptions also came on scoring drives, including two for 30 yards on the game-clinching touchdown drive in the final minutes. In the season-ending loss against Detroit (12/31), Glenn tied for the team lead with six receptions for 109 yards, including a season-long 54-yard reception on a flea-flicker. It was his second 100-yard receiving game of the season and the 23rd of his career. Owens had 117 receiving yards, giving Dallas two 100-yard wide receivers in a game for the first time since Sept. 12, 2004, when Antonio Bryant and Keyshawn Johnson did it at Minnesota. In the wild card loss at Seattle (1/6/07), he led the team with four catches for 41 yards.

2005: In one of his most productive seasons, Glenn ranked first in the NFC and second in the NFL with 18.3 yards-per-catch. His team-leading 1,136 receiving yards was ninth in the NFC and 11th in the NFL and was the ninth-highest total in club history. He was also tied for eighth in the NFC and was 15th in the NFL with a career-high seven touchdown receptions. His 62 receptions ranked 18th in the NFC, and he was the first Cowboys receiver to have a 1,000-yard receiving season since Raghbi Ismail had 1,097 yards in 1999. Glenn topped 1,000 yards for the third time in his career and fell just 11 yards shy of his career high of 1,147 in 1999. Each of his 1,000-yard seasons have come with Drew Bledsoe at quarterback. Glenn had four 100-yard receiving games in 2005, tied for the most by a Cowboys receiver since Michael Irvin in 1997. Glenn also had four 100-yard receiving games in 1998 and 1999. He had 62 receptions in 2005, giving him seven 50-reception seasons in his 10 years in the NFL. Glenn led the team with 49 first downs, including 18 that came on third down. In the season-opening win at San Diego (9/11), he recorded three catches for 42 yards, and all three catches went for first downs. In the Monday night loss to Washington (9/19), Glenn led the Cowboys with six receptions for a season-high 157 yards and a touchdown. The touchdown came on a 70-yard flea-flicker, which, at the time, was the second-longest reception of Glenn's career behind an 86-yard touchdown catch at Pittsburgh on Dec. 6, 1998 (later in the season, Glenn had a 71-yard touchdown). It marked the 22nd touchdown between Bledsoe and Glenn, but the first since Dec. 24, 2000, when they were with the Patriots. The 157-yard performance against Washington was the 18th 100-yard game of Glenn's career and his fourth-best receiving day ever. In the come-from-behind win at San Francisco (9/25), Glenn led the team with 137 yards on five receptions, including receptions of 58 and 44 yards. He had consecutive 100-yard games for the first time since the first two weeks of the 1999 season. In the loss at Oakland (10/2), Glenn made a catch of over 50 yards for the third straight week. He finished with two receptions for 64 yards, including a 57-yard catch on third-and-13 to get Dallas to the Raiders 26-yard line with 3:28 remaining. In the following week's blowout win over Philadelphia (10/9), Glenn had a sea-

son-high seven receptions for 118 yards and two touchdowns. He made three catches for 50 yards and a touchdown on the game's opening drive and then made a 38-yard touchdown catch later in the quarter. He closed the first quarter with five catches for 94 yards and two touchdowns. In the overtime win over the N.Y. Giants (10/16), he made six catches for 64 yards, and five of his six catches gave Dallas a first down, including two on third down. Four of his six receptions against the Giants came on scoring drives, including both of his third-down conversion catches. In the last-minute loss at Seattle (10/23), he tied for the team lead with four catches for 35 yards. In the win over Arizona (10/30), he made three catches for 65 yards, including a 32-yard catch. All three catches picked up a first down and came on scoring drives. In the Monday night win at Philadelphia (11/14), he recorded two catches for 31 yards and a touchdown. Both receptions, including the 20-yard touchdown catch, came on a 72-yard touchdown drive late in the fourth quarter that pulled Dallas to within 20-14. In the following week's win against Detroit (11/20), Glenn's first reception of the day was the 500th of his career. He finished with three receptions for 35 yards. In the overtime loss to Denver on Thanksgiving Day (11/24), Glenn had four receptions for 56 yards, including a 39-yard catch on a second-quarter touchdown drive. In the loss at the N.Y. Giants (12/4), he was second on the team with three receptions for 37 yards, including a seven-yard touchdown catch in the third quarter that pulled Dallas to within 17-10. In the last-minute win over Kansas City (12/11), Glenn led the team with six receptions for 138 yards and a touchdown. He had a season-long 71-yard touchdown catch off a flea-flicker from Bledsoe, which became the second-longest reception of his career. He also recorded the first rushing touchdown of his career with a six-yard run on an end-around in the fourth quarter. That gave him a career-high seven touchdowns for the year. In the loss at Washington (12/18), he had two catches for 25 yards, putting him over 1,000 receiving yards for the season. In the Christmas Eve win at Carolina (12/24), Glenn was second on the team with four receptions for 88 yards and a touchdown. He opened the game with a 51-yard catch in the first quarter to help set up Dallas first touchdown of the game. He had a 20-yard reception in the second quarter to get Dallas to the Panthers 26-yard line, setting up a 24-yard field goal that tied the score at 10-10. He kick-started the Cowboys game-winning drive with a 15-yard catch on first down and ended it with a two-yard touchdown catch on third down that put the Cowboys ahead, 24-20. He played despite dislocating his right thumb early in the game. In the season-ending loss to St. Louis (1/1/06), he had two catches for 44 yards, including a 28-yard catch on the Cowboys only touchdown drive.

2004: Glenn got off to another impressive start, averaging a career-high 16.7 yards-per-catch, but he sprained his right foot at Green Bay (10/24). He had season-ending surgery and was placed on the injured reserve list. Before his injury, he had a team-high 400 receiving yards and two touchdowns on 24 catches. He opened the season at Minnesota (9/12) with five receptions for 84 yards, including a diving 32-yard touchdown reception just before the end of the first half. The following week against Cleveland (9/19), he led the team with six receptions for 90

yards, including a game-high 37-yard reception at the two-minute warning of the fourth quarter. That allowed Dallas to run the clock down to 22 seconds in the 19-12 victory. Glenn tied for the team lead with three catches for 56 yards and a touchdown at Washington (9/27). The touchdown came on a halfback pass from Richie Anderson that Glenn dove to catch at the back of the end zone. Glenn also drew a pass interference penalty in the end zone to set up another touchdown. Against Pittsburgh (10/17), he recorded a season-high seven receptions and 140 yards, the sixth-most receiving yards in a game in his career. At Green Bay (10/24), he made a six-yard catch and threw an incompleteness in the end zone on a wide receiver pass. He sprained his right foot in the first quarter and did not return. He was placed on injured reserve six days later (Oct. 30) and missed the rest of the season.

2003: After being acquired by the Cowboys in an off-season trade with Green Bay, Glenn led the team with 754 receiving yards and finished second with 52 receptions, the sixth 50-reception season of his career. He also tied for the club lead with five touchdowns, and 37 of his 52 catches picked up a first down, including a team-high tying 11 on third down. Glenn recorded a season-high eight receptions and 113 receiving yards in the win at the N.Y. Giants (9/15). Six of his eight receptions went for first downs, including two on third down. The second third-down conversion came on the game-winning drive in overtime. In the win over Arizona (10/5), he led the Cowboys with four catches for 104 yards, including his first touchdown catch as a Cowboy, which came on a 51-yard flea-flicker. Three of his four catches against the Cardinals went for over 20 yards. He also had a four-yard run on his first carry as a Cowboy. In the win over Philadelphia (10/12), Glenn led the team with five catches for 41 yards. His third catch of the day was the 400th of his career. At Detroit (10/19), Glenn had a team-high six receptions for 75 yards and caught three touchdown passes, his first career game with multiple touchdown receptions. In a 10-minute span between the first and second quarter, he had touchdown receptions of 20 yards, 19 yards, and eight yards. Glenn became the 12th player in club history to catch three touchdown passes in a game (the club record is four) and the first Dallas receiver to do so since Michael Irvin against Arizona on Sept. 20, 1992. At Tampa Bay (10/26), Glenn led all Dallas receivers with three catches for 26 yards. In the win over Washington (11/2), he led all receivers with six catches for 73 yards. He also had the longest rush of his career on a 47-yard reverse, which helped the Cowboys run out the clock and secure the victory. Against Buffalo (11/9), he threw an incomplete pass on his first career pass attempt. In the win over Carolina (11/23), he caught five passes for a team-high 74 yards to top 6,000 career receiving yards. In the loss to Miami (11/27), he had a game-high 97 receiving yards on four catches, including a 45-yard catch. In Dallas' playoff-clinching victory over the New York Giants (12/21), Glenn caught a team-high five passes for 64 yards, all of which picked up a first down. In the wild-card game at Carolina (1/3/04), Glenn caught four passes for 38 yards.

2002: Glenn became the Packers starter at flanker following his March 11 trade from New England. He was acquired for a fourth-round pick in the 2002 NFL Draft (Jarvis Green) and a con-

ditional fourth-round choice in 2003 (later traded to Denver; the Broncos used the pick on Bryant McNeal). Glenn finished third among Green Bay receivers with 56 catches and also had 817 receiving yards and two touchdowns. Forty-three of his 56 receptions, or 76.8 percent, went for a first down, the third-best percentage in the NFC behind the Cardinals David Boston (87.5 percent) and the Seahawks Bobby Engram (86.0 percent). In his Packers debut, he caught a 42-yard pass on the first play of the second-half against Atlanta (9/8), jump-starting a scoring drive that pulled Green Bay to within 21-20. The Packers won, 37-34, in overtime. He finished with two receptions for 60 yards. At New Orleans (9/15), Glenn caught a game-high nine passes for 81 yards, including a leaping 14-yard touchdown reception just before halftime, his first touchdown as a Packer. At Detroit (9/22), he finished with four catches for 55 yards, including three third-down conversions. The following week, he was only able to practice the Saturday before gameday because of post-traumatic migraine headaches but still played the first-half of the win over Carolina (9/29). He was the club's third receiver and made a 17-yard reception along the right sideline but was unable to continue after halftime. At Chicago (10/7), Glenn had his first 100-yard receiving game as a Packer. He made a team-high eight catches for 154 yards, his most receiving yards in a game since he had a career-best 214 yards on Oct. 3, 1999 at Cleveland. He also passed 5,000 career receiving yards. In the win over Detroit (11/10), he had three catches for 82 yards, including a 46-yard catch just before halftime that was initially ruled a touchdown but was overturned and placed on the one-yard line. The following week at Minnesota (11/17), he got a downfield block on the Vikings Corey Chavous to help Donald Driver complete an 84-yard touchdown reception. Glenn also had four catches for 61 yards. He tied for the team lead with four receptions for 61 yards at Tampa Bay (11/24). He had a pair of diving catches in the rematch with Chicago (12/1), including a 23-yarder during the Packers 90-yard drive. The drive ended with a field goal that put the Packers ahead, 16-14, and the Packers won, 30-20. Glenn suffered a bruised tailbone late in the second half and was inactive the next week against Minnesota (12/8). Glenn returned to the lineup at San Francisco (12/15) and caught three passes for 46 yards, including a 22-yard catch that help set up a touchdown on the Packers opening drive of the second half. He caught four passes against Buffalo (12/22). At the N.Y. Jets (12/29), Glenn filled the void after Donald Driver left the game early in the second quarter with a shoulder injury. Glenn caught a team-high five passes for 76 yards, including a 14-yard touchdown pass from Brett Favre just before halftime to pull Green Bay to within 14-10. Glenn had one catch for 11 yards in the wild card game against Atlanta (1/4/03) but left the game at halftime because of a mild concussion.

2001: Glenn played in four games, including one start, in his final season in New England. He was inactive for seven games, served an NFL suspension for four and a team suspension for one. He finished the season with 14 receptions for 204 yards and a touchdown. Glenn made his 2001 debut against San Diego (10/14) after serving a four-game league suspension and made a season-high seven receptions for 110 yards and a

touchdown. After suffering a hamstring injury in practice the following week, he was inactive from Weeks 6 to 11 and was suspended by the team for the game at the N.Y. Jets (12/2). He returned against Cleveland (12/9) and had four receptions for 67 yards, moving to fifth on New England's all-time receiving yardage list. He made three receptions at Buffalo (12/16), including a 19-yard reception on a drive that resulted in a field goal. He played against Miami (12/22) but was inactive for the season finale at Carolina (1/6/02). Glenn was suspended by the team during the Patriots run to the Super Bowl title.

2000: Glenn started 16 regular season games for the first time in his career and finished with 79 receptions for 963 yards and six touchdowns. He finished 10th in the AFC in receptions and yards. He also made four rushes for 39 yards. In the season opener against Tampa Bay (9/3), Glenn had four catches for 56 yards, including a 39-yard touchdown reception. The following week at the N.Y. Jets (9/11), he led the team with 81 receiving yards on six catches. He had a game-high eight catches for 69 yards against Minnesota (9/17), including an eight-yard touchdown, then led the team with five receptions for 65 yards at Miami (9/24). Glenn caught touchdown passes at Denver (10/1) and against Indianapolis (10/8). With an 11-yard reception against Buffalo (11/5), Glenn became just the sixth Patriot to top 4,000 career receiving yards. Against Cincinnati (11/19), he made a season-high 11 catches for 129 yards. In New England's 30-24 victory over Kansas City (12/4), Glenn made a career-long 35-yard rush. He tied for the team lead with five receptions, led the team with 63 receiving yards, and had a touchdown reception at Chicago (12/10). His 16-yard reception in overtime helped the club win, 13-10, at Buffalo (12/17), and he finished the day with a team-high six catches for 70 yards. Glenn recorded two catches and a touchdown against Miami (12/24).

1999: Despite missing two games, Glenn had a career-high 1,147 receiving yards on a team-high 69 receptions. He gained 16.6 yards-per-catch and was selected as a Pro Bowl alternate; he played in the game when Tim Brown withdrew because of an injury. Glenn led the team in receptions nine times and led the team in receiving yards eight times. He averaged 7.4 receptions and more than 127 yards-per-game in the first five games of the season. He opened the season with seven receptions and 113 yards in a 30-28 victory over the N.Y. Jets (9/12), including two key receptions on the game-winning scoring drive. The following week against Indianapolis (9/19), he led the team with seven receptions for 122 yards. He made an 18-yard catch on third down to extend a drive that resulted in a 41-yard field goal, which gave the Patriots a 16-14 victory over the N.Y. Giants (9/26). He finished the game with five receptions for 95 yards. At Cleveland (10/3), Glenn set club records with 13 receptions for 214 yards, including 11 receptions for 145 yards by halftime. The next week at Kansas City (10/10), he made five receptions for 92 yards, including a 49-yard touchdown catch. His five-game reception streak was snapped against Miami (10/17), just the third game of his career in which he didn't make a reception. Glenn bounced back the next week in the win over Denver (10/24) with two receptions, including one for 67 yards and another for 80 yards. At Arizona (10/31), he made four

receptions for 63 yards, including a 36-yard touchdown. He didn't start at Buffalo (11/28), but made three catches for 69 yards, including a 45-yard touchdown. He then had a game-high 148 yards on nine receptions, including one for 52 yards, at Indianapolis (12/12). Glenn missed the final two games - against Buffalo (12/26) because of illness and against Baltimore (1/2/00) because of a team suspension.

1998: Glenn led the team with 792 yards on 50 receptions despite playing in just 10 games. He missed four games with a hamstring injury and finished the season on injured reserve with a broken ankle. Glenn made four receptions for 102 yards against Tennessee (9/20), including a 51-yard touchdown, then had 105 yards on four catches in a 30-27 win at New Orleans (10/4). Glenn led the team with seven receptions for 78 yards in the win over the Chiefs (10/11). After suffering a pulled hamstring against the N.Y. Jets (10/19), he missed the next four games. He returned in the game against Miami (11/23) and made seven receptions for 66 yards in a 26-23 victory. Against Buffalo (11/29), he had eight receptions for 104 yards. His fourth 100-yard game of the season came at Pittsburgh (12/6) when he had a season-high 193 yards on nine receptions, including one for a career-long 86-yard touchdown reception. His season came to an end the following week at St. Louis (12/13) when he broke his ankle. He was placed on injured reserve Dec. 18.

1997: Injuries limited Glenn to just nine regular season games in his second season. He missed six games because of an injury and suited up but did not play in a seventh. He started both of New England's playoff games. He finished the season with 27 receptions for 431 yards and two touchdowns. He had three receptions for 74 yards in the season opener against San Diego (8/31) but injured his ankle and missed the next two games. He returned to the lineup against Chicago (9/21) but left after the first series without making a reception. The following week at Denver (10/6), he made two receptions. In the Monday night game against Green Bay (10/27), Glenn made seven catches for a season-high 163 yards, including one for 50 yards and another for 49. He was poked in the eye at Minnesota (11/2) but returned to the game in the fourth quarter with a protective shield on his helmet. He finished with five receptions for 45 yards and a touchdown. He had three receptions for 59 yards at Buffalo (11/9) but had to leave the game with a hamstring injury. He missed the next five games before returning to the lineup at Miami (12/12), but he aggravated the injury early in the game and did not finish. He led the team with four catches for 57 yards in the wild card win over Miami (12/28). Glenn contributed postseason career-bests with five receptions for 96 yards in the following week's divisional playoff game at Pittsburgh (1/3/98) but suffered a season-ending broken collarbone.

1996: Glenn finished his rookie season with an NFL rookie record 90 receptions and also had 1,132 yards and six touchdowns. His 90 catches led the team, ranked second in the AFC and seventh in the NFL, and was the second-best single-season total in club history. Ben Coates had 96 catches in 1994. Glenn was named the AFC Rookie of the Year by United Press International, was an All-Pro selection by *USA Today*, and was named to the All-Rookie Team of *Pro Football*

Weekly/Pro Football Writers of America. He was also runner-up to Eddie George for The Associated Press Rookie of the Year honors, was an All-AFC selection by UPI and was the second alternate for the 1997 Pro Bowl. Glenn missed most of training camp and the season opener at Miami (9/1) with a strained hamstring suffered in practice July 31. He started the next 18 games, including the postseason, and led the team in receptions and receiving yards in nine of the 15 regular season games he played. He also topped 100 receiving yards in two games. Glenn made his first NFL start at Buffalo (9/8) and finished with six receptions for 76 yards and a touchdown. His first career reception went for nine yards from quarterback Drew Bledsoe, and his first career receiving touchdown was a 37-yard pass from Bledsoe. He tied for the team lead with six catches for 89 yards in a 28-25 overtime victory against Jacksonville (9/22), including a 32-yard reception that set up the game-winning field goal. Against Miami (11/3), Glenn made a season-high 10 receptions for 112 yards. He scored his third touchdown of the year and rushed for 26 yards on an end-around in a 31-27 win over the N.Y. Jets (11/10). He left the game against Denver (11/17) with a concussion, but he returned the following week to post a game-high seven receptions for 82 yards and a touchdown against Indianapolis (11/24). In the season finale at the N.Y. Giants (12/21), he had a game-high eight receptions for a season-high 124 yards and a touchdown. Glenn led the Patriots in the playoffs with 12 receptions for 164 yards. He made a postseason career-best 53-yard reception to set up a two-yard Curtis Martin touchdown run in the divisional round against Pittsburgh (1/5/97) and had a team-high five receptions for 33 yards in the AFC Championship victory over Jacksonville (1/12/97). In Super Bowl XXXI against Green Bay (1/26/97), Glenn made four receptions for 62 yards, including a diving 44-yard reception that set up a touchdown.

COLLEGE: A three-year letter winner at Ohio State (1993-95), Glenn played in 32 games with the Buckeyes, including 12 starts, and finished with 79 receptions for 1,677 yards (21.2 yards-per-reception) and 17 touchdowns. He also had six career carries for 31 yards, 18 kickoff returns for 399 yards (22.2 yards-per-return), and five punt returns for 28 yards (5.6 yards-per-return). As a junior, his final season with the Buckeyes, Glenn won the Fred Biletnikoff Award, given annually to the country's top wide receiver, and earned All-America recognition. A unanimous All-Big Ten selection, he set school receiving records with 1,411 yards and 17 touchdowns on 64

receptions. Glenn averaged 22.0 yards per reception, the highest in school history among players with more than 20 catches in a season. He started 12 of the Buckeyes 13 games, sitting out the game against Minnesota because of a separated shoulder. In a 54-14 win over Pittsburgh, Glenn set a school record with nine receptions for 253 yards (28.1 yards-per-reception) and four touchdowns. He also had 17 rushing yards, 16 punt return yards, and 29 kickoff return yards, giving him 315 total yards for the game. In 1994, he played 10 games as a backup to future NFL receivers Joey Galloway and Chris Sanders, catching seven passes for 110 yards. Glenn saw limited action in 10 games in 1993 behind Sanders at flanker and made eight catches for 156 yards (19.5 yards-per-catch). He received scholarship offers from several schools, but chose to redshirt in 1992 as a walk-on. Glenn earned a scholarship in spring drills.

PERSONAL: Terry Tyree Glenn was born in Columbus, Ohio, and later became a three-year letter winner as a wide receiver and cornerback at Brookhaven High School in Columbus. He was the team co-captain as a senior, when he made 14 receptions for 416 yards (29.7 yards per reception) and four touchdowns and earned second-team all-district honors. He also starred as a kick returner and helped the team advance to the playoffs his junior and senior years. Glenn also lettered three years in basketball and track and lettered two years in tennis. He grew up admiring Buckeyes football, selling sodas at Ohio State football games as a youth. He was raised by his legal guardians, Charles and Mary Henley, during his teenage years. The Henley's son, June, was drafted by the Kansas City Chiefs in 1997 after playing running back at Kansas. In Green Bay, Glenn was active with the local D.A.R.E. program and taped a public service announcement for the American Red Cross. He also participated in the Brett Favre Celebrity Softball Game in June 2002. In New England, Glenn was active in a Thanksgiving "Adopt a Family" program. Since becoming a Dallas Cowboy, Glenn has made two Christmas surprise gift donations to the children at Texas Scottish Rite Hospital for Children. He has also participated in two one-on-one Make-A-Wish Foundation visits with children that "wished" to meet him and to attend a Cowboys game at Texas Stadium. He majored in history at Ohio State. Glenn and his wife, Monica, have four children: Terry Jr. (5/4/96), Natalie (9/10/02), Samantha (1/10/05) and Christian (9/18/06).

T. GLENN'S NFL TOTALS

Year Team	GP-GS	RECEIVING					RUSHING				
		No	Yds	Avg	Long	TD	No	Yds	Avg	Long	TD
1996 New England.....	15-15	90	1,132	12.6	37f	6	5	42	8.4	26	0
1997 New England.....	9-9	27	431	16.0	50	2	0	0	0.0	0	0
1998 New England.....	10-9	50	792	15.8	86f	3	2	-1	-0.5	7	0
1999 New England.....	14-13	69	1,147	16.6	67	4	0	0	0.0	0	0
2000 New England.....	16-16	79	963	12.2	39f	6	4	39	9.8	35	0
2001 New England.....	4-1	14	204	14.6	23	1	0	0	0.0	0	0
2002 Green Bay.....	15-14	56	817	14.6	49	2	0	0	0.0	0	0
2003 Dallas.....	16-15	52	754	14.5	51f	5	3	55	18.3	47	0
2004 Dallas.....	6-6	24	400	16.7	48	2	1	-3	-3.0	-3	0
2005 Dallas.....	16-16	62	1,136	18.3	71f	7	2	-4	-2.0	6f	1
2006 Dallas.....	15-14	70	1,047	15.0	54	6	3	11	3.7	22	0
Totals.....	136-128	593	8,823	14.9	86f	44	20	139	7.0	47	1

T. GLENN'S NFL TOTALS (Cont.)

Year Team	GP-GS	RECEIVING					TD	ADDITIONAL STATISTICS
		No	Yds	Avg	Long	TD		
1996 New England	3-3	12	164	13.7	53	0	Passing - 2003 (0-for-1), 2004 (0-for-1). Totals (0-2).	
1997 New England	2-2	9	153	17.0	63	0	Special Teams Tackles - 2001 (3-3-6).	
2002 Green Bay	1-1	1	11	11.0	11	0		
2003 Dallas	1-1	4	38	10.0	21	0		
2006 Dallas	1-1	4	41	10.3	18	0		
Totals	8-8	30	407	13.6	53	0		

SINGLE-GAME BESTS

Receptions - 13 at Cleveland, 10/3/99

11 vs. Cincinnati, 11/19/00

10 vs. Miami, 11/3/96

Receiving Yards - 214 at Cleveland, 10/3/99

Receiving Avg. - 32.6 vs. Green Bay, 10/27/97

Long Reception - 86ft at Pittsburgh, 12/6/98

Touchdowns - 3 @ Detroit, 10/19/03

Rush Attempts - 2 vs. Kansas City, 12/4/00

Rush Yards - 47 vs. Washington, 11/2/03

Long Rush - 47 vs. Washington, 11/2/03

T. GLENN'S 100-YARD RECEIVING GAMES

(23 total)

214 @ Cleveland, 10/3/99 (13 rec.)	122 vs. Indianapolis, 9/19/99 (7 rec.)
193 @ Pittsburgh, 12/6/98 (9 rec.)	118 vs. Philadelphia, 10/9/05 (7 rec.)
163 vs. Green Bay, 10/27/97 (7 rec.)	113 @ N.Y. Jets, 9/12/99 (7 rec.)
154 @ Chicago, 10/7/02 (8 rec.)	113 @ N.Y. Giants, 9/15/03 (8 rec.)
157 vs. Washington, 9/19/05 (6 rec.)	112 vs. Miami, 11/3/96 (10 rec.)
150 vs. New Orleans, 12/10/06 (8 rec.)	110 vs. San Diego, 10/14/01 (7 rec.)
148 @ Indianapolis, 12/12/99 (9 rec.)	109 vs. Detroit, 12/31/06 (6 rec.)
140 vs. Pittsburgh, 10/17/04 (7 rec.)	105 @ New Orleans, 10/4/98 (4 rec.)
138 vs. Kansas City, 12/11/05 (6 rec.)	104 vs. Buffalo, 11/29/98 (8 rec.)
137 @ San Francisco, 9/25/05 (5 rec.)	104 vs. Arizona, 10/5/03 (4 rec.)
129 vs. Cincinnati, 11/19/00 (11 rec.)	102 vs. Tennessee, 9/20/98 (4 rec.)
124 @ N.Y. Giants, 12/21/96 (8 rec.)	

T. GLENN'S CAREER GAME-BY-GAME

1996
(with New England)

Game	No	Yds	Avg	Long	TD
L- @ Miami 9/1			Inactive-Hamstring		
L- @ Buffalo 9/8	6	76	12.7	37	1
W- Arizona 9/15	5	66	13.2	23	0
W- Jacksonville 9/22	6	89	14.8	32	0
W- @ Baltimore 10/6	6	88	14.7	28	0
L- Washington 10/13	7	84	12.0	33	0
W- @ Indianapolis 10/20	3	29	9.7	14	1
W- Buffalo 10/27	4	65	16.3	28	0
W- Miami 11/3	10	112	11.2	20	0
W- @ NY Jets 11/10	6	83	13.8	28	1
L- Denver 11/17	2	22	11.0	12	0
W- Indianapolis 11/24	7	82	11.7	19	1
W- @ San Diego 12/1	5	63	12.6	25	0
W- N.Y. Jets 12/8	7	66	9.4	25	0
L- @ Dallas 12/15	8	83	10.4	29	0
W- @ N.Y. Giants 12/21	8	124	15.5	31	1
Totals	90	1,132	12.6	37	6

Playoffs

W- Pittsburgh 1/5/97	3	69	23.0	53	0
W- Jacksonville 1/12/97	5	33	6.6	11	0
L- Green Bay 1/26/97	4	62	15.5	44	0

1997
(with New England)

W- San Diego 8/31	3	74	24.7	40	1
W- @ Indianapolis 9/7			Inactive-Ankle		
W- N.Y. Jets 9/14			Did Not Play-Ankle		
W- Chicago 9/21					
L- @ Denver 10/6	2	27	13.5	19	0
W- Buffalo 10/12	4	50	12.5	22	0
W- @ N.Y. Jets 10/19	3	13	3.3	12	0
L- Green Bay 10/27	7	163	32.6	50	0
L- @ Minnesota 11/2	5	45	9.0	15	1
W- @ Buffalo 11/9	3	59	19.7	40	0
L- @ Tampa Bay 11/16			Inactive-Hamstring		
W- Miami 11/23			Inactive-Hamstring		
W- Indianapolis 11/30			Inactive-Hamstring		
W- @ Jacksonville 12/7			Inactive-Hamstring		
L- Pittsburgh 12/13			Inactive-Hamstring		
W- @ Miami 12/22					
Totals	27	431	16.0	50	2

Playoffs

W-Miami 12/28	4	57	14.3	24	0
L-Jacksonville 1/3/98	5	96	19.2	39	0

1998
(with New England)

Game	No	Yds	Avg	Long	TD
L- @ Denver 9/7	5	71	14.2	24	0
W- Indianapolis 9/13	3	25	8.3	12	1
W- Tennessee 9/20	4	102	25.5	51	1
W- @ New Orleans 10/4	4	105	26.3	43	0
W- Kansas City 10/11	7	78	11.1	23	0
W- N.Y. Jets 10/19	2	34	17.0	29	0
L- @ Miami 10/25			Inactive-Hamstring		
W- @ Indianapolis 11/1			Inactive-Hamstring		
W- @ Indianapolis 11/1			Inactive-Hamstring		
L- Atlanta 11/8			Inactive-Hamstring		
L- @ Buffalo 11/15			Inactive-Hamstring		
W- Miami 11/23	7	66	9.4	21	0
W- Buffalo 11/29	8	104	13.0	33	0
W- @ Pittsburgh 12/6	9	193	21.4	86	1
L- @ St. Louis 12/13	1	14	14.0	14	0
W- San Francisco 12/20			Injured Reserve-Ankle		
L- @ N.Y. Jets 12/27			Injured Reserve-Ankle		
Totals	50	792	15.8	86	3

Playoffs

L- @ Jacksonville 1/3/99 Injured Reserve-Ankle

1999
(with New England)

W- @ N.Y. Jets 9/12	7	113	16.1	45	0
W- Indianapolis 9/19	7	122	17.4	31	0
W- N.Y. Giants 9/26	5	95	19.0	45	0
W- @ Cleveland 10/3	13	214	16.5	54	1
L- @ Kansas City 10/10	5	92	18.4	49	1
L- Miami 10/17					
W- Denver 10/24	2	80	40.0	67	0
W- @ Arizona 10/31	4	63	15.8	36	1
L- N.Y. Jets 11/15	4	58	14.5	26	0
L- @ Miami 11/21	3	39	13.0	17	0
L- @ Buffalo 11/28	3	69	23.0	45	1
W- Dallas 12/5	3	27	9.0	11	0
L- @ Indiana 12/12	9	148	16.4	52	0
L- @ Philadelphia 12/19	4	27	6.8	23	0
L- Buffalo 12/26			Inactive-Flu		
W- Baltimore 1/2/00			Inactive-Coach's Decision		
Totals	69	1,147	16.6	67	4

T. GLENN'S CAREER GAME-BY-GAME (cont.)

2000 (with New England)					
Game	No	Yds	Avg	Long	TD
L - Tampa Bay 9/3	4	56	14.0	39t	1
L - @ N.Y. Jets 9/11	6	81	13.5	20	0
L - Minnesota 9/17	8	69	8.6	17	1
L - @ Miami 9/24	5	65	13.0	28	0
W - @ Denver 10/1	6	76	12.7	17	1
W - Indianapolis 10/8	5	51	10.2	16	1
L - N.Y. Jets 10/15	2	45	22.5	29	0
L - @ Indianapolis 10/22	3	36	12.0	18	0
L - Buffalo 11/5	3	25	8.3	11	0
L - @ Cleveland 11/12	6	65	10.8	15	0
W - Cincinnati 11/19	11	129	11.7	34	0
L - @ Detroit 11/23	5	76	15.2	25	0
W - Kansas City 12/4	2	15	7.5	19	0
L - @ Chicago 12/10	5	63	12.6	20	1
W - @ Buffalo 12/17	6	70	11.7	19	0
L - Miami 12/24	2	41	20.5	25	1
Totals	79	963	12.2	39t	6

2001 (with New England)					
L - @ Cincinnati 9/9		League Suspension			
L - N.Y. Jets 9/23		League Suspension			
W - Indianapolis 9/30		League Suspension			
L - @ Miami 10/7		League Suspension			
W - San Diego 10/14	7	110	15.7	21t	1
W - @ Indianapolis 10/21		Inactive-Hamstring			
L - @ Denver 10/28		Inactive-Hamstring			
W - @ Atlanta 11/4		Inactive-Hamstring			
W - Buffalo 11/11		Inactive-Hamstring			
L - St. Louis 11/18		Inactive-Hamstring			
W - New Orleans 11/25		Inactive-Hamstring			
W - @ N.Y. Jets 12/2		Team Suspension			
W - Cleveland 12/9	4	67	16.8	23	0
W - @ Buffalo 12/16	3	27	9.0	19	0
W - Miami 12/22					
W - @ Carolina 1/6/02		Inactive			
Totals	14	204	14.6	23	1

Playoffs					
W - @ Oakland 1/19/02		Team Suspension			
W - Pittsburgh 1/27/02		Team Suspension			
W - St. Louis 2/3/02		Team Suspension			

2002 (with Green Bay)					
W - Atlanta 9/8	2	60	30.0	42	0
L - @ New Orleans 9/15	9	81	9.0	14t	1
W - @ Detroit 9/22	4	55	13.8	24	0
W - Carolina 9/29	1	17	17.0	17	0
W - @ Chicago 10/7	8	154	19.3	49	0
W - @ New England 10/13	3	19	6.3	11	0
W - Washington 10/20	1	15	15.0	15	0
W - Miami 11/4	3	24	8.0	11	0
W - Detroit 11/10	3	82	27.3	46	0
L - @ Minnesota 11/17	4	61	15.3	19	0
L - @ Tampa Bay 11/24	4	61	15.3	30	0
W - Chicago 12/1	2	39	19.5	23	0
W - Minnesota 12/6		Inactive-Hip/Tailbone			
W - @ San Francisco 12/15	3	46	15.3	22	0
W - Buffalo 12/22	4	27	6.8	12	0
L - @ N.Y. Jets 12/29	5	76	15.2	23	1
Totals	56	817	14.6	49	2

Playoffs					
L - Atlanta 1/4/03	1	11	11.0	11	0

2003 (with Dallas)					
L - Atlanta 9/7					
W - @ N.Y. Giants 9/15	8	113	14.1	27	0
W - @ N.Y. Jets 9/28					
W - Arizona 10/5	4	104	26.0	51t	1
W - Philadelphia 10/12	5	41	8.2	15	0
W - @ Detroit 10/19	6	75	12.5	20t	3

2003 (cont.)					
Game	No	Yds	Avg	Long	TD
L - @ Tampa Bay 10/26	3	26	8.7	14	0
W - Washington 11/2	6	73	12.2	21	1
W - Buffalo 11/9	1	19	19.0	19	0
L - @ New England 11/16	1	8	8.0	8	0
W - Carolina 11/23	5	74	14.8	24	0
L - Miami 11/27	4	97	24.3	45	0
L - @ Philadelphia 12/7					
W - @ Washington 12/14	2	18	9.0	14	0
W - N.Y. Giants 12/21	5	64	12.8	24	0
L - @ New Orleans 12/28	2	42	21.0	29	0
Totals	52	754	14.5	51t	5

Playoffs					
L - @ Carolina 1/3/04	4	38	9.5	21	0

2004 (with Dallas)					
L - @ Minnesota 9/12	5	84	16.8	32t	1
W - Cleveland 9/19	6	90	15.0	37	0
W - @ Washington 9/27	3	56	18.7	26t	1
L - N.Y. Giants 10/10	2	24	12.0	14	0
L - Pittsburgh 10/17	7	140	20.0	48	0
L - @ Green Bay 10/24	1	6	6.0	6	0
W - Detroit 10/31		Injured Reserve		Foot	
L - @ Cincinnati 11/7		Injured Reserve		Foot	
L - Philadelphia 11/15		Injured Reserve		Foot	
L - @ Baltimore 11/21		Injured Reserve		Foot	
W - Chicago 11/25		Injured Reserve		Foot	
W - @ Seattle 12/6		Injured Reserve		Foot	
L - New Orleans 12/12		Injured Reserve		Foot	
L - @ Philadelphia 12/19		Injured Reserve		Foot	
W - Washington 12/26		Injured Reserve		Foot	
L - @ N.Y. Giants 1/2/05		Injured Reserve		Foot	
Totals	24	400	16.7	48	2

2005 (with Dallas)					
W - @ San Diego 9/11	3	42	14.0	14	0
L - Washington 9/19	6	157	26.2	70t	1
W - @ San Francisco 9/25	5	137	27.4	58	0
L - @ Oakland 10/2	2	64	32.0	57	0
W - Philadelphia 10/9	7	118	16.9	38t	2
W - N.Y. Giants 10/16	6	64	15.0	26	0
L - @ Seattle 10/23	4	35	8.8	16	0
W - Arizona 10/30	3	65	21.7	32	0
W - @ Philadelphia 11/14	2	31	15.5	20t	1
W - Detroit 11/20	3	35	11.7	15	0
L - Denver 11/24	4	56	14	39	0
L - @ N.Y. Giants 12/4	3	37	12.3	22	1
W - Kansas City 12/11	6	138	23.0	71t	1
L - @ Washington 12/18	2	25	12.5	17	0
W - @ Carolina 12/24	4	88	22.0	51	1
L - St. Louis 1/1/06	2	44	22.0	28	0
Totals	62	1,136	18.3	71t	7

2006 (with Dallas)					
L - @ Jacksonville 9/10	4	81	20.3	51	0
W - vs. Washington 9/17	6	94	15.7	40t	1
W - @ Tennessee 10/1	5	54	10.8	13t	2
L - @ Philadelphia 10/8	5	61	12.2	19	0
W - vs. Houston 10/15	5	47	9.4	11	0
L - vs. N.Y. Giants 10/23	4	41	10.3	15	0
W - @ Carolina 10/29	4	52	13.0	26	0
L - @ Washington 11/5	3	26	8.7	10t	1
W - @ Arizona 11/12		Inactive/Injured			
W - vs. Indianapolis 11/19	6	78	13.0	33	0
W - vs. Tampa Bay 11/23	4	89	22.3	45	2
W - @ N.Y. Giants 12/3	4	52	13.0	27	0
L - vs. New Orleans 12/10	8	150	18.8	50	0
W - @ Atlanta 12/16	5	96	19.2	34	0
L - vs. Philadelphia 12/25	1	17	17.0	17	0
L - vs. Detroit 12/31	6	109	18.2	54	0
Totals	70	1,047	15.0	54	6

Playoffs					
L - @ Seattle 1/6/07	4	41	10.3	18	0



53

Junior Glymph

Linebacker

FA for '05

6'6"

268

9/2/80

Carson-Newman

NFL: 4th Year

Cowboys: 3rd Year

PRO: Glymph attended the Cowboys training camp in 2006 but was released before the start of the season. He was picked up by the Pittsburgh Steelers practice squad and then signed by Dallas on Oct. 20, 2006. Glymph joined the Cowboys for the first time in 2005 as a defensive end, but he moved to linebacker in the spring of 2006. He will battle for a spot on the roster this season while learning the new 3-4 defensive scheme at outside linebacker.

2006: Glymph spent training camp with the Cowboys before being released. He landed on the Pittsburgh Steelers practice squad before signing with Dallas on Oct. 20. He was inactive his first four games with Dallas. Glymph was active but did not play against Indianapolis (11/19) and New Orleans (12/10). He played in the season finale against Detroit (12/31) but did not record any stats. He was inactive at the Giants (12/3), at Atlanta (12/16), against Philadelphia (12/25), and in the playoff game at Seattle (1/6/07).

2005: Glymph re-signed with the Atlanta Falcons at the beginning of the offseason but was released at the end of training camp. He signed to the Falcons practice squad and spent the first 13 weeks of the season bouncing between the active roster and practice squad, posting five tackles in three games. He made his season debut at Seattle (9/18) and also played at Buffalo (9/25) before returning to the practice squad. He was re-signed to the active roster before the game against Tampa Bay (11/20), then was released Nov. 23. He re-signed to the practice squad Nov. 28 before landing in Dallas. He was inactive the final three games of the season.

2004: Glymph signed with the Green Bay Packers as a rookie free agent after the 2004 NFL Draft. He was released by the Packers on July 29 but signed to the Atlanta Falcon's practice squad Aug. 5. Glymph signed to the Falcons active roster and made his NFL debut against San Diego (10/17), where he made his first career sack and four tackles. He added a tackle at Kansas City (10/24) before playing his last game of the season against Oakland (12/12).

COLLEGE: Glymph was a four-year letterman at Carson-Newman, where he started 25 games and made 173 tackles and 27 sacks. He earned All-South Atlantic Conference honors three times. As a senior, Glymph made 44 tackles, 11 sacks, two forced fumbles, and a blocked kick. He made 57 tackles and eight sacks as a junior. Glymph was granted a medical redshirt in 2001 after injuring his ankle in the team's first game. As a sophomore, he recorded 36 tackles and seven sacks.

PERSONAL: Clarence Glymph II was a standout in three sports at Newberry, S.C., High School, where he lettered in football, basketball, and track. As a team captain in his senior year, Glymph was named all-region and received the Best Blocking Award. Glymph has been active in the community since coming to Dallas. He attended the MDA Muscle Team Bash hosted by former Cowboy and FOX Sports announcer Daryl Johnston. During the 2007 offseason, Glymph participated in the third annual taste of the NFL: Ultimate Dallas Cowboys Tailgate party hosted by teammates Marcus Spears and DeMarcus Ware. The event raised \$116,000 for the North Texas Food Bank. Glymph received a degree in exercise sciences from Carson-Newman.

GLYMPH'S NFL TOTALS

Year Team	GP-GS	DEFENSE						
		ST	AT	TT	Sks-Yds	Tkl/Ls	QB Prs	PBU FF
2004 Atlanta	3-0	4	1	5	1.0(-4)	0(0)	0	0
2005 Atlanta	3-0	3	2	5	0.0(0)	0(0)	0	0
2006 Dallas	2-0	0	0	0	0.0(0)	0(0)	0	0
Totals	8-0	7	3	10	1.0(-4)	0(0)	0	0



Martin Gramatica


Kicker

FA for '06

5'8"

170

11/27/75

Kansas State

NFL: 8th Year

Cowboys: 2nd Year

PRO: In an attempt to solve their kicking woes through the first 11 games of the 2006 season, the Cowboys signed Martin Gramatica, a veteran with a career 76.7 field-goal percentage. In seven seasons, Gramatica has made 145-of-189 field goals and 204-of-206 PATs. He has been a full-time kickoff specialist in each of his seasons, recording 46 touchbacks on 461 kickoffs. Gramatica was originally a third-round (84th overall) selection by the Tampa Bay Buccaneers in the 1999 NFL Draft. He left Tampa Bay 11 games into the 2004 season as the club's record holder for scoring (591 points), field goals made (137) and attempted (179). He also holds the Buccaneers top three single-season scoring performances and led the team in scoring from 1999 to 2003. He made the Pro Bowl following the 2000 season, when he broke or tied six Buccaneers single-season kicking records. He set the club's single-season record for field goals (32) and points (128), playing a key role in Tampa Bay's Super Bowl title in 2002. He was released by the Buccaneers on Nov. 30, 2004, and signed by the Indianapolis Colts a week later. He was the kickoff specialist in the Colts wild card game. His contract expired following the 2004 season, and he was out of football for the entire 2005 season. Gramatica signed with the New England Patriots on April 6, 2006, but was released at the end of camp. He then signed with the Colts on Sept. 22. He kicked in three games for Indianapolis before being released. Gramatica signed a contract extension with the Cowboys following the 2006 season and will compete for a roster spot with Nick Folk, the Cowboys sixth-round pick in the 2007 NFL Draft.

2006: Before joining the Cowboys, Gramatica spent time with the Patriots and Colts. He signed with the Patriots on April 6 but was released at the end of camp and then signed with the Colts on Sept. 22 and played in three games. In his Colts debut against Jacksonville (9/24), Gramatica made all three PATs. He made a 20-yard field goal and converted all four PATs at the Jets (10/1) and made two PATs against Tennessee (10/8). He was released by Indianapolis on Oct. 9 and was out of football until he signed with Dallas. In his first game with Dallas, Gramatica hit a 46-yard field goal with six seconds remaining to give Dallas a 23-20 win at the N.Y. Giants (12/3). He finished the game 3-of-4 on field goals and hit both PAT attempts. Against New Orleans (12/10), he missed a 43-yard field goal, made a 24-yard field goal, and made both PAT attempts. Gramatica hit a season-long 48-yard field goal at Atlanta (12/16) and was 5-of-5 on PATs. He made his only PAT attempt against Philadelphia (12/25). In the season finale against Detroit (12/31), he made all four of his PATs and a 39-yard field goal. In the Cowboys playoff loss at Seattle (1/6/07),

Gramatica made both field goals and PATs. His 50-yard field goal in the first quarter tied the second-longest field goal in Cowboys postseason history and is one of just four field goals of 50 or more yards in club postseason history.

2005: Gramatica spent the entire NFL season out of football.

2004: Gramatica returned for his sixth season with the Buccaneers but was released after 11 games. In his 11 games in Tampa Bay, Gramatica made 11-of-19 field goals, including a long of 53 yards, and was 21-of-22 on PATs. He also had six touchbacks. In the season opener at Washington (9/12), he made his lone field goal attempt, a 47-yarder, and made one PAT. He made both of his field goal attempts against Seattle (9/19) and was 2-of-3 at Oakland (9/26). He made two field goals against Denver (10/3) before making 2-of-3 field goals at New Orleans (10/10). He missed twice at St. Louis (10/18) before making two field goals from 20-29 yards against Chicago (10/24). Gramatica made a season-high five PATs against San Francisco (11/21). He was released by Tampa Bay on Nov. 30 and signed with the Colts on Dec. 8. He handled kickoff duties in the Colts final four regular season games and in the wild card game against Denver (1/9/05).

2003: In 16 games with the Buccaneers, Gramatica made 16-of-26 field goals (61.5 percent) and 33-of-34 PATs and led the team in scoring (81 points) for the fifth consecutive season. He made a 23-yard field goal and two PATs in the season opener at Philadelphia (9/8), then hit all four PATs and his lone field goal, a 24-yarder, at Atlanta (9/21). He missed both field goal kicks against Indianapolis (10/6) but made 5-of-5 PATs. At Washington, he made five PATs before going 3-of-4 on field goals, including a 50-yarder against Dallas (10/26). Gramatica made a 39-yard field goal and all three PATs at Carolina (11/9), then hit both field goal kicks, including a 47-yarder, and a PAT against Green Bay (11/16). He made a 21-yard field goal against the N.Y. Giants (11/24), then went 1-of-2 at Jacksonville (11/24), where he made a 47-yard field goal. Gramatica made 3-of-4 field goals against Houston (12/4) and closed the season at Tennessee by going 2-for-2 on field goals.

2002: Gramatica played in 16 regular season games and all three of the Buccaneers playoff games, including a victory in Super Bowl XXXVII. He was 32-of-39 on field goals, including a game-winner at Carolina (10/27), his fourth career game-winning field goal. He made all 32 PATs to remain perfect in his career. In the season opener against New Orleans (9/8), Gramatica was 2-of-4 on field goals, including a 52-yarder. He then went 3-for-3 on field goals at Baltimore (9/15). At Carolina (10/27), he scored the 400th

point of his career and made 4-of-4 field goals, from 32, 52, 53, and 47 yards. The 47-yarder came with five seconds remaining to give the Bucs the win, and the 53-yarder was his longest of the season. Gramatica earned NFC Special Teams Player of the Week. Against Minnesota (11/3), he made a 36-yard field goal and all five PATs. He also made his first career punt, a 23-yarder that pinned the Vikings inside their 10-yard line. He was 2-of-2 on field goals against Green Bay (11/24), from 38 and 51 yards. At New Orleans (11/1), he made his 100th career field goal, a 51-yarder, and made his first career special teams tackle. Gramatica made three field goals at Detroit (12/15), including a 38-yard field goal that put the Buccaneers ahead with 3:00 left. He also tied for the team lead with two special teams tackles, including one that prevented a touchdown in the fourth quarter. In the season finale at Chicago (12/29), he set a club record by making a career-high five field goals, connecting from 30, 32, 33, 26, and 33 yards. In the NFC Divisional playoff game against San Francisco (1/12/03), Gramatica made 1-of-2 field goals and all four PATs. In the NFC Championship game at Philadelphia (1/19/03), he made field goals from 48 and 27 yards and all three PATs. In Super Bowl XXXVII against Oakland (1/26/03), Gramatica made field goals from 31 and 43 yards and all six PATs.

2001: Gramatica made 23-of-29 field goals, including game-winners at Detroit and at Cincinnati. He was 28-of-28 on PATs and led the team with 97 points. At Minnesota (9/30), he was 3-of-3, making two 25-yard field goals and a season-long 49-yard field goal. Against Minnesota (10/28), he made two field goals of over 40 yards as well as his 79th consecutive extra point, a club record. At Detroit (11/11), he made both field goal tries, including a 35-yard field goal with four seconds remaining to give Tampa Bay a 20-17 win. He earned NFC Co-Special Teams Player of the Week following the game at Cincinnati (12/2), where he made a 21-yard field goal in overtime, his third career game-winning field goal. He made 4-of-4 field goals – from 20, 24, 32 and 27 yards – before straining his right hamstring in the second half against New Orleans (12/23). He sat out the season finale but returned for the wild card game at Philadelphia (1/12/02), where he made all three field goal tries, from 36, 23, and 27 yards.

2000: In just his second season, Gramatica made the Pro Bowl after making 28-of-34 field goals (82.4 percent) and all 42 PATs for 126 points. He broke six single-season team records, including points (126), field goals made (28), field goals of 50-or-more yards (five), PATs made (42), PAT percentage (100) and consecutive field goals made (16, tied with Michael Husted). In the season opener at New England (9/3), Gramatica made all three PATs and 2-of-3 field goals against Chicago (9/10). He made a 42-yard field goal to send the game into overtime at Washington (10/1). Against Minnesota (10/9) on Monday night, Gramatica made 3-of-4 field goals, from

23, 33 and 35 yards. He was 4-of-4 on field goals against Detroit (10/19), including a career-long 55-yarder and kicks from 50, 43 and 27 yards. He made another 50-yarder and a 34-yarder at Atlanta (11/5). Against Dallas (12/3), he made field goals from 28 and 25 yards to tie the club record of 16 consecutive field goals made. At Green Bay (12/24), he made field goals from 38 and 43 yards, breaking his own single-season mark with 28 field goals made. In the wild card loss at Philadelphia (12/31), he scored the Bucs only points of the game with a 29-yard field goal.

1999: Gramatica was selected in the third round (84th overall) of the NFL Draft by Tampa Bay and went on to set a team record with 106 points by making 27-of-32 field goal attempts and all 27 PATs. His 106 points were tops among NFL rookies and fourth overall in the NFC. He was named to the All-Rookie Team by *Pro Football Weekly*, *College and Pro Football Newsweekly* and *Football Digest*. He was 3-of-4 on field-goal attempts of 50 yards or more and 6-of-8 on field-goal attempts of 40 yards or more. He opened his professional career with 10 straight field goals and all 25 PATs. He made his pro debut against the N.Y. Giants (9/12) and was 2-of-2 on field goals, with a long of 36 yards. He made a season-best 4-of-4 field goal attempts and a season-long 53-yarder against Atlanta (11/21). In the Buccaneers two playoff games, Gramatica was 2-of-2 on field goals and PATs.

COLLEGE: In four seasons at Kansas State, Gramatica scored a school-record 349 points, making 54-of-70 field goal attempts and 187-of-192 PATs. As a senior, he set a single-season school record with 135 points, making 22-of-31 field goal attempts to earn first-team All-America honors. He made an NCAA record 65-yard field goal against Northern Illinois and set a KSU record with 18 points (four field goals and six PATs) against Kansas. He won the Lou Groza award, given to the nation's top placekicker, and was a first-team All-America selection following his junior season, when he was 19-of-20 on field goals and 37-of-38 on PATs. He made all three of his field-goal attempts from 50 or more yards. As a sophomore, he was 7-of-10 on field goals and finished with 64 points. As a freshman, he was 6-of-9 on field goals and 38-of-39 on PATs.

PERSONAL: Gramatica was born in Buenos Aires, Argentina. He did not play organized football until his senior season at LaBelle, Fla., High School. He finished that season 8-of-10 on field goals, including a 52-yarder, and made 22 PATs. As a kickoff specialist, 38 of his 49 kickoffs went for a touchback. He earned his degree from Kansas State in social science. His brother, Bill, kicked for the Arizona Cardinals and Miami Dolphins. During the 2007 offseason, Gramatica participated in the club's annual NFL Draft Day Fan Appreciation Party signing autographs and thanking cowboys fans for their support. He and his wife, Ashlee have one son – Nicolas (3/28/06).


GRAMATICA'S NFL TOTALS

Year Team	GP-GS	SCORING									
		FG	FGA	Pct	Long	Blk	XP	XPA	Pct	Blk	Points
1999 Tampa Bay	16	27	32	84.4	53	-	25	25	100.0	-	106
2000 Tampa Bay	16	28	34	82.4	55	-	42	42	100.0	-	126
2001 Tampa Bay	14	23	29	79.3	49	-	28	28	100.0	-	97
2002 Tampa Bay	16	32	39	82.1	53	-	32	32	100.0	-	128
2003 Tampa Bay	16	16	26	61.5	50	-	33	34	97.1	-	81
2004 Tampa Bay	11	11	19	57.9	53	-	21	22	95.5	-	54
Indianapolis	4	0	0	0.0	-	-	0	0	-	0	-
2005		OUT OF FOOTBALL									
2006 Indianapolis	3	1	1	100.0	20	-	9	9	100.0	-	12
Dallas	5	6	8	75.0	48	-	14	14	100.0	-	32
Totals	101	145	189	76.7	55	-	204	206	99.0	-	639

Playoffs											
1999 Tampa Bay	2	2	2	100.0	25	-	2	2	100.0	-	8
2000 Tampa Bay	1	1	1	100.0	29	-	0	0	0.0	-	3
2001 Tampa Bay	1	3	3	100.0	36	-	0	0	0.0	-	9
2002 Tampa Bay	3	5	6	83.3	48	-	13	13	100.0	-	28
2004 Indianapolis	1	0	0	0.0	0	-	0	0	0.0	-	0
2006 Dallas	1	2	2	100.0	50	-	2	2	100.0	-	8
Totals	9	13	14	92.9	55	-	17	17	100.0	-	56

Year Team	FIELD GOAL ACCURACY									
	10-19	Pct	20-29	Pct	30-39	Pct	40-49	Pct	50+	Pct
1999 Tampa Bay	0-0	0.0	8-8	100.0	10-12	83.3	6-8	75.0	3-4	75.0
2000 Tampa Bay	0-0	0.0	8-8	100.0	8-10	80.0	7-9	77.8	5-7	71.4
2001 Tampa Bay	0-0	0.0	9-10	90.0	9-9	100.0	5-7	71.4	0-3	0.0
2002 Tampa Bay	0-0	0.0	7-8	87.5	14-15	93.3	6-10	60.0	5-6	83.3
2003 Tampa Bay	0-0	0.0	9-9	100.0	3-6	50.0	3-8	37.5	1-3	33.3
2004 Tampa Bay	0-0	0.0	6-7	85.7	3-6	50.0	1-5	20.5	1-1	1.000
2005	OUT OF FOOTBALL									
2006 Indianapolis	0-0	0.0	1-1	100.0	0-0	0.0	0-0	0.0	0-0	0.0
Dallas	0-0	0.0	1-1	100.0	2-2	100.0	3-5	60.0	0-0	0.0
Totals	0-0	0.0	50-53	94.3	49-60	81.6	31-52	59.6	15-25	60.0

Playoffs											
1999 Tampa Bay	0-0	0.0	2-2	100.0	0-0	0.0	0-0	0.0	0-0	0.0	
2001 Tampa Bay	0-0	0.0	1-1	100.0	2-2	100.0	0-0	0.0	0-0	0.0	
2002 Tampa Bay	1-1	100.0	1-1	100.0	1-1	100.0	2-3	66.7	0-0	0.0	
2004 Indianapolis	0-0	0.0	0-0	0.0	0-0	0.0	0-0	0.0	0-0	0.0	
2006 Dallas	0-0	0.0	1-1	100.0	0-0	0.0	0-0	0.0	1-1	100.0	
Totals	1-1	100.0	6-6	100.0	3-3	100.0	2-3	66.7	1-1	100.0	



Andre Gurode

Guard/Center

D-2a for '02
(37th overall)

65	6'4"	316	3/6/78	Colorado
NFL: 6th Year		Cowboys: 6th Year		

PRO: After an outstanding career at Colorado, Gurode (pronounced ger-ODD) was selected by the Cowboys in the second round of the 2002 NFL Draft. He has started 60-of-76 games at center and guard, and he hit his stride in 2006, when he started every game and made the Pro Bowl as a center. With his size, strength, and athleticism, Gurode is expected to be a key part of the Dallas offensive line for many years. In 2006, he helped the Cowboys offense have one of the most productive seasons in club history. He made six starts at center as a rookie in 2002 and 39 starts at right guard over the next 56 games, including the postseason. From 2002 to 2004, he made 42 regular season starts, the second-most by a

Dallas defensive lineman. The Cowboys took Gurode with the 37th pick in the 2002 NFL Draft, the highest pick they've used to draft an offensive lineman since 1981, when they took Howard Richards with the 25th pick. Gurode is expected to be part of a starting offensive line that will be among the NFL's biggest in 2007. He joins Flozell Adams (6-7, 340), Marc Colombo (6-8, 315), Leonard Davis (6-6, 354), and Kyle Kosier (6-5, 294). Other than Kosier, a seventh-round pick in 2002, the offensive line comprises first- or second-round picks: Colombo went in the first round in 2002, Adams went in the second round in 1998, and Davis went in the first round in 2001.

2006: Gurode was the starting center in 16 regular season games and made the Pro Bowl as a replacement player when Chicago's Olin Kreutz pulled out with an injury. Gurode became the fourth center in club history to make the Pro Bowl, joining Dave Manders (one Pro Bowl), Mark Stepnoski (three), and Ray Donaldson (two). Gurode played a prominent role in one of the Cowboys most productive and efficient offensive seasons. The offense scored 425 points, the fourth-most in the NFL and the most by the Cowboys since 1995. It was also the fourth-best total by the Cowboys since the NFL went to a 16-game schedule in 1978. Dallas was second in the NFL with a 48.8 percent third-down efficiency, the club's highest rating in that category since 1980. Dallas also averaged 360.8 total yards-per-game, the fifth-most in the NFL in 2006 and the most by the Cowboys since 1995. The Cowboys also had two 1,000-yard receivers (Terrell Owens and Terry Glenn) and a 1,000-yard rusher (Julius Jones) in the same season for the second time in team history. In the season opener at Jacksonville (9/10), Gurode started at center for the first time since Oct. 27, 2002. The line allowed just two sacks in 35 pass plays, and the team rushed for 88 yards and a touchdown on 22 carries (4.0 yards-per-carry). In the Sunday night win over Washington (9/17), the Cowboys didn't allow a sack, and his blocking helped Dallas rush for 138 yards and a touchdown. In the win at Tennessee (10/1), he helped Dallas rush for 217 yards and three touchdowns, the team's most rushing yards in a game since December 14, 2003, when it had 222 yards. The Cowboys also passed for 179 yards and two touchdowns and didn't allow a sack. Midway through the third quarter, Gurode suffered several facial lacerations when Titans defensive tackle Albert Haynesworth stepped on him. Gurode did not return and received several stitches to repair the cuts. He returned to the line-up the following week at Philadelphia (10/8), and for the second straight week, the line helped Jones rush for 100 yards. In the win over Houston (10/15), Gurode helped the Cowboys rush for 170 yards on 37 carries (4.6 yards-per-carry), including 106 by Jones. In the Monday night loss to the N.Y. Giants (10/23), Gurode's blocking helped Dallas throw for a season-high 310 net yards. In the following week's Sunday night win at Carolina (10/29), quarterback Tony Romo was sacked just twice in 38 pass plays in his first NFL start. He also threw for 270 yards. The Cowboys rushed for 156 yards (4.1 yards-per-carry) and controlled the clock for a season-best 38:16. They finished with 414 total yards, picked up 27 first downs, and scored 35 points. In the last-second loss at Washington (11/5), the Dallas line allowed just two sacks in 38 pass plays, helping Romo throw for 284 yards and two touchdowns. In the following week's win at Arizona (11/12), the line did not allow a sack in 29 pass plays, and Romo threw for 308 yards, his first career 300-yard passing game. In the win over previously undefeated Indianapolis (11/19), Gurode helped give Romo the time to complete 19-of-23 passes (82.6 percent) for 226 yards. He was sacked once. In the Thanksgiving Day victory over Tampa Bay (11/23), the line limited the Bucs to one sack on 30 pass plays and helped the offense gain a season-high 435 total yards - 306 passing and 137 rushing. Dallas also picked up a season-high 27 first downs, including 18 through the air, its most passing first downs since 1998. Romo tied the

club record with five passing touchdowns in the game. In the thrilling win at the N.Y. Giants (12/3), the line allowed one sack in 35 pass plays. The Cowboys gained 257 passing yards and 110 rushing yards. In the Sunday night loss to New Orleans (12/10), the line helped the team rush for more than 100 yards for the seventh straight week. The Cowboys also passed for 249 yards, their eighth straight week with more than 220 passing yards. In the playoff-clinching win at Atlanta (12/16), Gurode helped Dallas control the ball for 33:21, gain 352 yards, and score 31 offensive points. The line played a key role in the Cowboys 11-play, 80-yard touchdown drive late in the fourth quarter. The drive lasted 6:32, and the last six plays were runs by Marion Barber and covered 35 yards. In the season-ending loss to Detroit (12/31), the pass protection helped Romo throw for a season-high 321 yards and two touchdowns. Owens and Glenn each topped 100 receiving yards, giving the Cowboys two 100-yard receivers in a game for the first time since 2004. In the wild card loss at Seattle (1/6/07), Gurode helped Jones rush for 112 yards on 22 carries (5.1-yards-per-carry).

2005: Gurode played most of the season in a rotation with starting center Al Johnson, but an injury to Marco Rivera made him the starting right guard for the final two games. In the season-opening win at San Diego (9/11), Gurode played center in the third and early fourth quarter, including the Cowboys third-quarter touchdown drive. In the following week's loss to Washington (9/19), he played a couple of possessions at center in the third quarter. The offensive line did not allow a sack in 36 pass plays, the first time the Cowboys didn't allow a sack since Dec. 8, 2002, against San Francisco. Gurode rotated at center in the win at San Francisco (9/25), helping the Cowboys gain 443 total yards. Quarterback Drew Bledsoe passed for 363 yards, the eighth-most in club history. In the following week's loss at Oakland (10/2), Gurode took over at center in the second quarter and stayed in the lineup until the final drive of the game. Gurode was on the field for all three Dallas scoring drives against the Raiders. In the last-minute loss at Seattle (10/23), he played a third of the snaps at center, and the Cowboys finished the game with 164 rushing yards at 4.2 yards-per-carry. Gurode played only special teams the next four games. In the loss at the N.Y. Giants (12/4), he took over as center with two minutes left in the first half, replacing Johnson, who had returned from knee surgery 10 days earlier. Gurode again rotated with Johnson in the win over Kansas City (12/11), helping Bledsoe pass for 332 yards and three touchdowns. The Cowboys also rushed for 129 yards and a touchdown, giving them 445 total yards, their second-best output of the season. In the loss at Washington (12/1), Gurode replaced Rivera at right guard on the final drive after Rivera suffered a strained neck. Gurode made his first start of the season, in place of Rivera, at Carolina (12/24). He helped running back Julius Jones run for 194 yards, the fourth-best performance in club history. The offense picked up 22 first downs, 394 total yards, and 24 points in the come-from-behind win. In the season-ending loss against St. Louis (1/1/06), he again started at right guard in place of Rivera.

2004: Gurode started 13 of the 14 games he played at right guard, helping Vinny Testaverde

throw for what was then the third-most yards in a season in club history (3,532). Gurode's season got off to a bad start when he sprained his left knee in the third quarter of the opener at Minnesota (9/12). He didn't return to the game but helped the Cowboys finish with 423 total yards, their best showing since they gained 437 total yards Jan. 2, 2000. Gurode missed the next two weeks and returned to the starting lineup in the home loss to the N.Y. Giants (10/10). He helped the team rush for 166 yards (5.5 yards-per-carry). In the loss at Green Bay (10/24), the line allowed just two sacks in 38 pass plays, and Testaverde threw for 308 yards, his club record-tying third 300-yard passing game of the season. In the victory over Detroit (10/31), the line helped running back Eddie George rush for 99 yards, his top rushing total of the season. Testaverde completed 19-of-24 passes (79.2 percent) for 235 yards. The Lions entered the game with the most sacks-per-pass play in the NFL, but Dallas limited them to one in 25 pass plays. In the Monday night loss to Philadelphia (11/15), which had the third-most sacks-per-pass play in the NFL, Testaverde was sacked once and completed 21-of-30 passes for 254 yards. In the Thanksgiving Day win over Chicago (11/25), Gurode sprained his left knee on the second play of the game and did not return. He returned to the lineup in the Monday night win at Seattle (12/6), helping Jones rush for 198 yards, the third-best rushing day in club history and the second-best by a Dallas rookie. In the narrow loss at Philadelphia (12/19), Gurode started at right guard but was replaced by Matt Lehr in the second quarter. Gurode returned to the lineup late in the first half. In the season finale at the N.Y. Giants, (1/2/05), Ben Noll started at right guard and Gurode saw limited action on special teams.

2003: After making the switch from center to guard midway through the 2002 season, Gurode was the Cowboys starting right guard for all of 2003. In the season opener against Atlanta (9/7), he helped Dallas rush for 149 yards, and quarterback Quincy Carter passed for 268 yards. At the N.Y. Giants (9/15), Gurode was part of a line that gave Carter time to throw for a career-high 321 yards in a come-from-behind, overtime victory. The line helped Dallas rush for 202 yards on 41 carries (4.9 yards-per-carry) at the N.Y. Jets (9/28). Against Arizona (10/5), Gurode sprained his ankle in the third quarter but helped the Cowboys gain 365 total yards and control the clock for 36:28. The offensive line allowed just one sack in 28 pass plays at Detroit (10/19) and helped Dallas running backs rush for 134 yards. The Cowboys also controlled the clock for 37:21. Against Washington (11/2), Dallas gained 400 total yards, including 208 rushing yards, and allowed only one sack in 34 pass plays. Gurode and the line allowed just one sack in 34 pass plays against Buffalo (11/9) and one sack in 37 pass plays at New England (11/16). The line allowed one sack for 0 yards against Carolina (11/23), and Gurode helped hold defensive tackle Kris Jenkins without a tackle. Gurode did not start at Philadelphia (12/7) but saw limited action on special teams. He returned to right guard at Washington (12/14) and, despite straining his groin late in the third quarter, helped lead Troy Hambrick to 189 rushing yards, the fourth-best rushing performance in club history. Against the N.Y. Giants (12/21), Gurode missed parts of the third and fourth quarter because of cramps but

helped Dallas rush for 104 yards, its 10th 100-yard game of the season. In the regular season finale at New Orleans (12/28), the line gave Carter time to throw a career-high 47 passes for 290 yards.

2002: Gurode became the first Cowboys rookie to start the season at center since Mark Steposki in 1989. In his NFL debut at Houston (9/8), Gurode helped the team rush for 155 yards. At St. Louis (9/29), Gurode helped the line allow just two sacks in 38 pass plays, and Dallas rushed for 122 yards on 27 carries (4.5 yards-per-carry). He missed the next two games, against the N.Y. Giants (10/6) and Carolina (10/13), after suffering a sprained toe on his left foot in practice Oct. 2. He returned to the lineup at Arizona (10/20) and helped Dallas rush for 148 yards. He was the starting center against Seattle (10/27) when running back Emmitt Smith broke Walter Payton's record for most career rushing yards. Smith rushed for 109 yards, his first 100-yard rushing game of the season. Gurode started at right guard at Detroit (11/3). Against Jacksonville (11/24), the line gave quarterback Chad Hutchinson time to throw for 301 yards, and the Cowboys rushed for 118 yards. Their 405 net yards was a season high. Gurode helped limit Jaguars defensive tackles John Henderson and Marcus Stroud to two tackles and no sacks. In the Thanksgiving Day win over Washington (11/28), Gurode suffered a strained groin on the extra point following the first Dallas touchdown and missed the rest of the game. Despite bruising his jaw in the second quarter against San Francisco (12/8), he returned to action and helped hold the 49ers without a sack in 28 pass plays.

COLLEGE: Gurode allowed just 7.5 sacks in 2,653 plays over three-plus years as a starter for the Buffaloes. He started his first two and a half seasons at center for Colorado before moving to guard in the middle of his junior year. As a senior, Gurode earned All-America honors after starting every game at right guard, and he was also a unanimous All-Big 12 selection. As a junior, Gurode earned All-Big 12 honors and the John Mack Award, which the coaches award to CU's most outstanding offensive player. Gurode started the first six games of the year at center and the final five games at guard. As a sophomore, he earned honorable mention All-Big 12 honors and helped the Buffaloes go 7-5 and defeat Boston College in the Insight.com Bowl. He was the starter all season at center, playing the second-most snaps from scrimmage on the team. As a freshman, he tore cartilage in his right knee the second week of the season and missed the next six games. Gurode returned to start the final three regular season games and the 51-43 win over Oregon in the Aloha Bowl.


PERSONAL: As a senior at North Shore High School in Houston, Texas, Gurode was a *PrepStar* and *SuperPrep* All-America, and *USA Today* selected him as an honorable mention All-America. He was also named to the *Houston Chronicle* Top 100 List and made the *Austin American-Statesman* "Fab 55" team. He earned all-area honors as a senior and second-team honors as a junior. He was all-district and all-Greater Houston as a junior and senior, when he also was his team's most outstanding offensive lineman. Gurode lettered three times in basketball and four times in track. He had personal bests of 186-0 in the discus and 54-1 in the shot

put. As a junior in high school, he won third place in a drafting competition for intermediate computer design. He earned a degree in ethnic studies at Colorado, where he was a member of the school's 'Academic Starters' team. As a member of the Cowboys 2002 Rookie Club, a program designed to introduce rookies to community service in the Dallas area, Gurode made monthly visits to non-profit organizations serving children. He also participates annually in the team's annual support of The Salvation Army Angel Tree program, providing Christmas presents to children and families in need. During the 2003 season, he volunteered with several teammates to serve an early Thanksgiving meal to hundreds of men and women at The Salvation Army Carr P. Collins

Social Service Center. During the spring of 2004, he served as a celebrity football coach at the Cowboys annual Let Us Play! Sports Camp for 150 underprivileged girls from area non-profit agencies. The week before Thanksgiving in 2005, Gurode and former Cowboy Torrin Tucker provided turkeys and all the fixings for 100 individuals in need from the Cedar Crest area of South Dallas. Gurode is part of Lowbow Athletics – a youth foundation inspired to give young men a better education by playing basketball. The program is for 5th graders through seniors in high school and they have over 100 players involved in the program. They currently have eight players who have received Division 1 scholarships.

GURODE'S COWBOYS TOTALS

GAMES/STARTS (regular season, playoffs): 2002 (14/14), 2003 (16/15, 1/1), 2004 (14/13), 2005 (16/2), 2006 (16/16, 1/1). Totals – 76/60, 2/2.



27

Ken Hamlin

Safety

UFA (Seattle) for '07

6'2"

206

1/20/81

Arkansas

NFL: 5th Year

Cowboys: 1st Year

PRO: The Cowboys added an experienced performer to their secondary when they signed Hamlin as a free agent March 23, 2007. He is adept at calling the signals in the secondary and at getting the defensive backs properly aligned before the snap. Hamlin will team with Roy Williams to form one of the NFL's hardest-hitting tandems at safety. Taken with the tenth pick in the second round (42nd overall) of the 2003 NFL Draft, Hamlin has started 52 of the 54 regular season games he has played. In 2005, when the Seahawks made it to Super Bowl XL, he missed the final 10 games of the regular season and missed the playoffs after he suffered off-field head injuries. He returned in 2006 and started 16 regular season games for Seattle.

2006: After playing only six games in 2005 because of off-field head injuries, Hamlin returned in style in 2006, earning NFC Defensive Player of the Month honors in September. He started 16 games and finished second on the Seahawks with 96 tackles (75 solo). He added three interceptions, 11 pass deflections, and one forced fumble, helping the Seahawks go 9-7 and win the NFC West. In the season opener at Detroit (9/10), Hamlin made six tackles (four solo) in a 9-6 win. He recorded eight tackles (six solos) in Seattle's home-opening win over Arizona (9/17) and also made his first sack of the year, forcing a Kurt Warner fumble on the play. In the following week's big win over the N.Y. Giants (9/24), Hamlin helped the Seahawks jump to a 21-0 lead in the first quarter, when he tied a career-high with two interceptions, both of which led to touchdowns. In the win at St. Louis (10/15), Hamlin led the team with seven solo tackles and posted his second sack of the season, and the fourth of his career. He made a then season-high nine tackles (seven solo) in the loss to Minnesota (10/22) and added

two pass deflections. Two weeks later, in a 35-28 loss at Kansas City (10/29), he tied a career-best with a team-high 11 tackles (10 solo). In a 24-22 win over St. Louis (11/12), he made his third interception of the season, and the eighth of his career. He also made five tackles. The following week, in a loss to San Francisco (11/19), Hamlin made a career-high 12 tackles (seven solo) to lead the team in tackles for the third time in the season. In a 23-20 win at Denver (12/3), he led the team in tackles for the fourth time in 2006, making seven tackles (six solo). He made seven tackles two weeks later in a loss to San Francisco (12/14) and made four tackles in the Seahawks wild card win over Dallas (1/6/07). The following week in a loss at Chicago (1/14/07) in the divisional playoffs, he made five tackles, a career-high for him in the playoffs. In three-and-a-half years as an NFL starting safety, Hamlin has 297 tackles (236 solo), eight interceptions, four sacks, and 32 pass deflections.

2005: Hamlin started the first six games of the season before suffering off-field head injuries. He was placed on the reserve/non-football injury list Nov. 1 and missed the rest of the season. Before the injury, Hamlin had 26 tackles. He was injured the week of the Seahawks game with Dallas (10/23), which Seattle won. The Seahawks went on to win the NFC title before losing to Pittsburgh in Super Bowl XL.

2004: In his second season, Hamlin started 16 regular season games for Seattle and finished third on the team with 79 tackles. He was also fourth on the team with a career-high four interceptions, which ranked tenth in the NFC. In a 34-0 win over San Francisco (9/26), Hamlin helped preserve the shutout with a fourth-quarter interception in the end zone. It marked the 49ers first shutout loss in 421 games. In a 38-9 loss at

Buffalo (11/28), Hamlin had five tackles and his first two-interception game. He made a then career-high 10 tackles in a 24-21 win over Arizona (12/26). He also posted his first career sack, three passes defended, and a forced fumble. He made his second career sack the following week in a 28-26 win over Atlanta (1/2/05). In the Seahawks playoff loss to St. Louis (1/8/06), Hamlin made two tackles and his first career postseason interception.

2003: As a rookie, Hamlin started 14-of-16 games and made *Pro Football Weekly's* All-Rookie team. He finished second on team with 96 tackles and was third on the team with 10 passes defended. He also made two special teams tackles. He did not start the team's playoff game at Green Bay (1/4/04) but played at safety and on special teams. In his first career start, against New Orleans (9/7), he made five tackles and garnered national attention after knocking off Donte Stallworth's helmet on a hit over the middle. He earned NFC Defensive Player of the Week honors the following week in a 38-0 win at Arizona (9/14), when he finished second on the team with eight tackles and contributed to four of the team's six takeaways. On the first play of the game, he forced a fumble that set up Seattle's first score. On the next series, he deflected a pass that was intercepted by Reggie Tongue. On the next series, he hit Anquan Boldin, forcing the ball in the air so it could be intercepted by Chad Brown. Late in the fourth quarter, Hamlin made his first career interception, deep in Seahawks territory, to preserve the shutout. The following week, in a 24-23 win over St. Louis (9/21), Hamlin finished second on the team with seven tackles. Late in the fourth quarter, he put a hit on Dane Looker, forcing the ball in the air for an interception. He later broke up a pass to keep St. Louis out of field goal range. He made a season-high 11 tackles in a loss at Green Bay (10/5).

COLLEGE: Hamlin entered the NFL after his

junior season at Arkansas. He was considered the Razorbacks best defensive back since Steve Atwater, who played there from 1985 to 1988. Nominated in 2002 for the Bronko Nagurski Award, given to the best defensive player in the nation, Hamlin became the first player in school history to record more than 100 tackles in a season three times. He played 36 games and finished his Arkansas career with 381 tackles (221 solo), breaking the school record of 367 tackles by Cliff Powell, who played from 1967 to 1969. Hamlin also forced eight fumbles, recovered five fumbles, deflected 28 passes, and intercepted nine. As a fourth-year junior in 2002, Hamlin was named a first-team All-American by *The NFL Draft Report* and *The Sporting News*. He was also nominated for the Jim Thorpe Award, given annually to the nation's best defensive back. He made a career-high 22 tackles (nine solo) against Troy State. Only Powell (24) and Ronnie Caveness (23) had more tackles in a game for the Razorbacks. As a sophomore in 2001, Hamlin was named a second-team All-American by *The NFL Draft Report* and also made first-team All-Southeastern Conference. As a freshman in 2000, he was named an All-American by *The Sporting News* and *Football News* and was also named to the SEC Coaches Freshman All-SEC team. Hamlin became the first freshman and only the second defensive back to lead Arkansas in tackles, posting 104 tackles (57 solo).

PERSONAL: Hamlin attended Fraysay High School in Memphis, Tenn. He was the Class 3A Player of the Year as a senior in 1999, when he gained 2,327 all-purpose yards. He rushed for 1,276 yards and 16 touchdowns and added 380 receiving yards. He also made 136 tackles (96 solo) and eight interceptions as a safety. He also lettered in track and baseball. A member of the school's National Honor Society, Hamlin was also the senior class vice president. He majored in business education at Arkansas.

HAMLIN'S NFL TOTALS

Year Team	GP-GS	DEFENSE				TKL/ QB				INTERCEPTIONS				FUMBLES REC					
		ST	AT	TT	Sks-Yds	Tkl/Ls	QB Prs	PBU	FF	No	Yds	Avg	Lg	TD	No	Yds	Avg	Lg	TD
2003 Seattle	16-14	76	20	96	0.0(0)	0(0)	0	10	2	1	2	2.0	2	0	1	-	-	-	-
2004 Seattle	16-16	63	16	79	2.0(-6)	0(0)	0	9	1	4	48	12.0	36	0	1	-	-	-	-
2005 Seattle	6-6	22	4	26	0.0(0)	0(0)	0	2	0	0	0	0.0	0	0	0	0	0.0	0	0
2006 Seattle	16-16	75	21	96	2.0(-11)	0(0)	0	11	1	3	63	21.0	37	0	0	0	0.0	0	0
Totals	54-52	236	61	297	4.0(-17)	0(0)	0	32	4	8113	14.1	37	0	2	0	0	0.0	0	0
Playoffs																			
2003 Seattle	1-0	0	0	0	0.0(0)	0(0)	0	0	0	0	0	0.0	0	0	0	0	0.0	0	0
2004 Seattle	1-1	2	0	2	0.0(0)	0(0)	0	1	0	0	0	0.0	0	0	0	0	0.0	0	0
2006 Seattle	2-2	6	3	9	0.0(0)	0(0)	0	0	0	0	0	0.0	0	0	0	0	0.0	0	0
Totals	4-3	8	3	11	0.0(0)	0(0)	0	1	0	0	0	0.0	0	0	0	0	0.0	0	0

ADDITIONAL STATISTICS

Special Teams Tackles - 2003 (2), 2004 (1). Total (3).

SINGLE-GAME BESTS

Tackles - 12 @ San Francisco, 11/19/06

Sacks - 1.0, four times, last @ St. Louis, 10/15/06

Interceptions - 2 vs. Buffalo, 11/28/04 and vs. N.Y. Giants, 9/24/06



97

Jason Hatcher

Defensive End
D3-b for '06
(92nd overall)

6'6"

298

7/13/82

Grambling

NFL: 2nd Year

Cowboys: 2nd Year

PRO: Looking to get bigger on the defensive line, the Cowboys selected Jason Hatcher in the third round (92nd overall) of the 2006 NFL Draft. Coming out of college, Hatcher was viewed as a raw but physical talent in the 3-4 scheme. He started his collegiate career as a tight end, then played just over two seasons as a defensive end. A surprise contributor in his first season in the NFL, Hatcher should be able to build on the experience in 2007.

2006: Hatcher played 14 games as a rookie, missing two with an ankle sprain, and made 13 tackles, 2.5 sacks, one tackle for a loss, and seven quarterback pressures. In the season opener at Jacksonville (9/10), Hatcher played mainly on third downs on the defensive line. He recorded his first defensive statistic against Washington (9/17), splitting a sack with Greg Ellis on the final play of the game. He also had two quarterback pressures. At Tennessee (10/1), he made another quarterback pressure and one tackle. He made one tackle at Philadelphia (10/8) and had another tackle against Houston (10/15) before suffering a sprained ankle in the first half. Hatcher missed the game against the N.Y. Giants (10/23) and at Carolina (10/29), but returned to action at Washington (11/5). He recorded two quarterback pressures against Indianapolis (11/19) and helped limit the Colts to a season-low 14 points. In the Thanksgiving Day game against Tampa Bay (11/23), Hatcher recorded his first solo sack – a 10-yard takedown of Bruce Gradkowski – and two tackles. He added one tackle at the N.Y. Giants (12/3) and against New Orleans (12/10). At Atlanta (12/16), Hatcher made a second-quarter sack of Michael Vick on third down and added two tackles. Against Philadelphia (12/25), he had a season-high three tackles before making one tackle for a loss against Detroit (12/31). In his postseason debut at Seattle (1/6/07), Hatcher recorded one quarterback pressure.

COLLEGE: Hatcher had an impressive senior season, helping the Tigers go 10-1 by making 65 tackles, including a season-high eight in three different games. Hatcher finished his career at Grambling with 111 tackles, 31.5 tackles for a

loss, and 18.5 sacks. He also had three passes defended, 14 quarterback pressures, and three blocked kicks. As a junior, Hatcher played his first full season at defensive end and finished the year with 33 tackles, 10 tackles for a loss, and five sacks. He also blocked two kicks and broke up one pass. As a sophomore, Hatcher started at tight end and caught one pass for 14 yards and a two-point conversion before moving to defensive end midway through the year. He finished the season with 13 tackles and three sacks and broke up one pass. Hatcher was looking to make his collegiate debut in 2002 but was granted a medical redshirt after rupturing his right anterior cruciate ligament. He was ineligible as a true freshman because of NCAA academic requirements.


PERSONAL: Jason Dewayne Hatcher attended Jena, La., High School, where he lettered in football and basketball. As a senior, he helped his team go 10-3 and earned all-state honors after catching 28 passes for 1,028 yards as a tight end. Against Belle Chase, he caught six passes for 211 yards. As a member of the 2006 Dallas Cowboys Rookie Club, a program designed to introduce rookies to community service in the Dallas area, Hatcher participated in monthly charity visits to non-profit organizations. Rookie Club community activities included visits and volunteer work at the Irving Library to recognize Hispanic Heritage Month, United Way Hometown Huddle events to refurbish a greenhouse at a Dallas high school and emphasize the importance of physical activity at an Arlington childcare center, serving a Thanksgiving meal to those in need at The Salvation Army and taking part in the team's annual participation in the Salvation Army's Angel Tree program that provides gifts to those in need during the Christmas holiday. During the 2007 offseason, Hatcher hosted and assisted in coaching The Jason Hatcher Youth Football Camp for kids ages 7-18 in his hometown of Jena, La. Hatcher majored in physical education and hopes to become a head football coach. He and his wife, Natasha, have two sons, DiCarlos (12/17/99) and Jason, Jr., (12/21/06), and a daughter, Tamia (5/14/03).

HATCHER'S COWBOYS TOTALS

Year	GP-GS	DEFENSE				Tkl/ Ls	QB Prs	PBU	FF
		ST	AT	TT	Sks- Yds				
2006 Dallas	14-0	11	2	13	2.5(-25)	1(-2)	7	0	0
Playoffs									
2006 Dallas	1-0	0	0	0	0.0(0)	0(0)	1	0	0

SINGLE-GAME BESTS

Tackles – 3 vs. Philadelphia, 12/25/06



Anthony Henry

42

Cornerback

UFA (Cle.) for '05

6'2"

205

1/20/81

South Florida

NFL: 7th Year

Cowboys: 3rd Year

PRO: Henry was a key signing in the opening hours of free agency March 3, 2005. A big, physical player, he joins Terence Newman and nickel corner Aaron Glenn to form one of the NFL's top corner trios. He started 16 regular season games in 2006 and made 80 tackles, first among Dallas defensive backs and third on the team. He also tied for third on the club with two interceptions. Through the first eight games of 2005, Henry ranked among the leaders in tackles, interceptions and passes defended. But a serious groin injury at the end of October triggered physical problems, including an abdominal strain, that forced Henry to play sporadically for the rest of the year. Before coming to Dallas, he was a three-year starter for the Browns after being drafted in the fourth round (97th overall) in the 2001 NFL Draft. As a rookie, Henry ranked first in the AFC and tied for first in the NFL with a club record-tying 10 interceptions. He is one of nine players since 1985 to record 10 interceptions in a season. The others are Ronnie Lott, who did it for San Francisco in 1986; Scott Case, for Atlanta in 1988; Mark Carrier, for Chicago in 1990; Ronde Barber, for Tampa Bay in 2001; Ty Law, for the Jets in 2005; Deltha O'Neal, for Cincinnati in 2005; Asante Samuel, for New England in 2006; and Champ Bailey, for Denver in 2006. Henry became the first player in Browns history to have three interceptions in a game twice in a season. He did it against Detroit on Sept. 23, 2001, and at Baltimore on Nov. 18, 2001. He tied a franchise record with a 97-yard interception return for a touchdown against Jacksonville on Dec. 16, 2001. He was a starter for the Browns for the next three seasons, and their pass defense finished in the top 10 in the NFL in 2003 and 2004.

2006: Henry displayed his aggressive style by leading Dallas's defensive backs and finishing third on the team with a career-high 90 tackles. He was tied for third on the team with two interceptions. Henry also led the team with a career-high 23 passes defended, the most by a Cowboy since Everson Walls had 23 in 1984. In the season-opening loss at Jacksonville (9/10), Henry led the team with eight tackles and had a team-high three passes defended. In the following week's Sunday night win over Washington (9/17), he made two tackles. The Redskins failed to score a touchdown, and their wide-receiver trio of Santana Moss, Antwaan Randle El, and Brandon Lloyd was limited to three receptions for 16 yards until the game was out of reach in the middle of the fourth quarter. In the win at Tennessee (10/1), Henry made four tackles and broke up two passes. The Titans wide receivers were limited to five receptions for 31 yards in quarterback Vince Young's first NFL start. In the loss at Philadelphia (10/8), Henry tied for second on the team with six tackles and broke up a pass. In the following week's win over Houston (10/15), he was second

on the team with eight tackles, tying what was then a season high. He made his first interception of the season, a third-quarter pick of David Carr that set up a Dallas touchdown drive. He also tied his career-high with five passes defended. Carr, who entered the game with an NFL-leading 108.9 quarterback rating, finished with 128 passing yards and a 37.3 rating. In the Monday night loss to the N.Y. Giants (10/23), Henry led the team with a season-high nine tackles and broke up up two passes. He helped limit quarterback Eli Manning to a 46.2 percent completion rate. In the Sunday night win at Carolina (10/29), he was second on the team with eight tackles and helped limit wide receivers Steve Smith and Keyshawn Johnson to seven receptions for 74 yards. The Panthers were limited to 128 net passing yards. In the win at Arizona (11/12), Henry was second on the team with eight tackles and made his 15th pass breakup of the season, tipping a third-quarter pass that was intercepted by Patrick Watkins. In the win over previously undefeated Indianapolis (11/19), he made four tackles and helped limit the Colts to a season-low 14 points. In the Thanksgiving Day win over Tampa Bay (11/23), he had two tackles and broke up a pass. He helped limit the Bucs to 110 passing yards, a season best for the Dallas defense. In the last-minute win at the N.Y. Giants (12/3), he made five tackles and helped limit the Giants starting wide receivers - Plaxico Burress and Tim Carter - to eight catches for 64 yards. In the Sunday night loss to New Orleans (12/10), Henry had six tackles and broke up one pass in the end zone. In the playoff-clinching victory at Atlanta (12/16), Henry tied for second on the team with six tackles. He also broke up a key fourth-down pass attempt from quarterback Michael Vick to Ashley Lelie, ending a Falcons drive at the Dallas 37-yard line. In the Christmas Day loss to Philadelphia (12/25), Henry tied for second on the team with seven tackles and had a first-quarter interception, which he returned 37 yards to the Eagles 32-yard line. It was the Cowboys' only takeaway of the game. The Eagles starting wide receivers were limited to six catches for 78 yards. In the wild card loss at Seattle (1/6/07), he made four tackles and led the Dallas secondary with four passes defended. He also had a first-quarter interception, which led to a field goal.

2005: In his first season with the Cowboys, Henry was one of the NFC's top cornerbacks through the first eight games of the season. But he injured his right groin toward the end of a Week 8 win over Arizona, and the injury affected his play for the rest of the year. Before the injury, Henry led the team with 42 tackles (39 solo), three interceptions, and 11 pass breakups. The groin injury led to a lower abdominal strain, and Henry spent the second half of the season losing playing time and fighting to return to action. In his first game as a

Cowboy, a win at San Diego (9/11), Henry had career-highs of 13 tackles and five passes defended. He also made his 18th career interception, which led to a touchdown drive in the second quarter. One of his deflected passes came on first-and-goal with the Chargers looking to score the winning touchdown in the final minute. In the Monday night loss to Washington (9/19), he was second on the team with six tackles and also broke up a pass. In the Cowboys win over division rival Philadelphia (10/9), Henry made three tackles to lead the Dallas secondary, which allowed just 110 net passing yards. During the following week's 16-13 overtime win over the N.Y. Giants (10/16), Henry earned NFC Defensive Player of the Week honors after leading the team with six tackles and two passes defended. He ended a third-quarter drive on the Dallas one-yard line when he intercepted a pass by Eli Manning. On the next drive, he forced a Plaxico Burress fumble, which was recovered by Jason Ferguson. Henry helped limit the N.Y. Giants to 1-of-11 on third-down conversions and their fewest points of the season. In the following week's last-minute loss at Seattle (10/23), which entered the game as the NFL's top-ranked offense, Henry tied for third on the team with five tackles and broke up two passes. He helped limit the Seahawks to one touchdown and 289 total yards, 118 below their season average entering the game. In the win over Arizona (10/30), he tied for second on the team with seven tackles and also made his third interception of the season, returning it 58 yards for a touchdown. It was the first defensive touchdown by the Cowboys since Oct. 19, 2003, and Henry's second career interception return for a touchdown. Henry helped limit the Cardinals to 142 net passing yards and 10.1 yards-per-catch. The performance was overshadowed by the right groin injury he suffered on the final series of the game. He missed the Monday night win at Philadelphia (11/14) but returned in a limited role in the nickel package against Detroit (11/20), finishing with four tackles. Aaron Glenn started at right corner and helped limit the Lions to 169 passing yards. Henry missed the next two games, against Denver (11/24) and at the N.Y. Giants (12/4), but returned to the starting lineup against Kansas City (12/11). He had four tackles and broke up one pass in a come-from-behind win. In the loss at Washington (12/18), he started but rotated with Glenn and Jacques Reeves because of the groin strain. Henry helped limit the Redskins wide receivers to two catches. Henry missed the game at Carolina (12/24). In the season-ending loss to St. Louis (1/1/06), he didn't start but played in the nickel after Reeves injured his ankle. Henry helped limit the Rams to 147 net passing yards, including five catches for 48 yards by Torry Holt and Isaac Bruce. After making a team-high 42 tackles through the first eight games, Henry finished the season seventh on the team with 50 tackles. He tied for second on the team with three interceptions and was second with 12 passes defended.

2004: Henry started 14-of-15 games for the Browns and led the team with four interceptions and 11 passes defended. His career-high 85 tackles ranked fourth on the team, and he twice made a career-high eight tackles in a game, at Baltimore (11/7) and at Cincinnati (11/28). He helped the Browns allow just 181.3 passing yards-per-game, which ranked fourth in the AFC and fifth in the NFL. He made four tackles and his

first interception of the season in the opener against Baltimore (9/12). He did not start the game, because the Browns opened with four linebackers. Early in the fourth quarter, he intercepted a pass from quarterback Kyle Boller at the Cleveland seven-yard line to end the Ravens scoring threat. The following week at Dallas (9/19), he started at left cornerback and made seven tackles. He also intercepted a Vinny Testaverde pass intended for Terry Glenn and returned it 51 yards to the Dallas 22-yard line. It was his second interception of the season. Late in the game, he recovered an onside kick to give the Browns a last chance in a 19-12 loss. After missing the game against the N.Y. Giants (9/26) with vertigo, Henry returned against Washington (10/3) and tied for second on the club with seven tackles. He helped limit the Redskins to 265 net yards and held Clinton Portis to 58 yards on 20 carries (2.9 yards-per-carry). Henry tied for third on the team with seven tackles at Pittsburgh (10/10). He made his third interception of the season against Cincinnati (10/17), a third-quarter pick of Carson Palmer at the Browns nine-yard line. The Bengals were limited to 189 net yards, including 58 rushing yards. Henry tied his career high of eight tackles at Baltimore (11/7), and running back Jamal Lewis was held to 81 rushing yards on 22 carries (3.7 yards-per-carry). The Ravens finished with 240 total yards. After making seven tackles against Pittsburgh (11/14), Henry helped limit the N.Y. Jets (11/21) to 235 net yards, including 78 passing yards. He matched his career-high of eight tackles at Cincinnati (11/28) and made his fourth interception of the season, picking off a first-quarter pass by Carson Palmer that was intended for Chad Johnson. He returned it 32 yards to the Bengals seven-yard line, and on the next play, quarterback Kelly Holcomb threw a seven-yard touchdown pass to Steve Heiden to give Cleveland a 7-0 lead. At Miami (12/26), he made five tackles and helped limit the Dolphins to 280 net yards. In the season finale, the Browns allowed just 102 net passing yards at Houston (1/2/05).

2003: In his third season, Henry emerged as the starting left corner and played in 14 games, including 13 starts. He made 56 tackles; one interception, which he returned 19 yards; and a team-high 12 passes defended. He and right corner Daylon McCutcheon contained many of the NFL's top wide receivers, and the Browns allowed only 177.9 passing yards-per-game, which ranked fifth in the AFC and seventh in the NFL. In the season opener against Indianapolis (9/7), Henry helped limit the Colts to 271 total yards, including 67 rushing yards. The following week, he made seven tackles at Baltimore (9/14). He made a career-high eight tackles at San Francisco (9/21) and got his only interception of the season in the Browns 13-12 win. At Pittsburgh (10/5), Henry and McCutcheon limited the Steelers receiving duo of Hines Ward and Plaxico Burress to three receptions for 74 yards. The Browns forced three turnovers - two interceptions and one fumble - made three sacks, and limited the Steelers to 208 yards, including 60 rushing yards. He made six tackles against Oakland (10/12), helping to limit wide receivers Jerry Rice and Tim Brown to four catches for 33 yards. Oakland was held to 164 passing yards. The following week against San Diego (10/19), Henry held wide receivers Tim Dwight and David Boston to three receptions for 27 yards. Henry

made five tackles at New England (10/26) and at Kansas City (11/9). Against Arizona (11/16), the Browns allowed just 187 total yards, including 41 rushing yards, and forced four turnovers in a 44-6 win. Against Pittsburgh (11/23), the Browns allowed just 59 passing yards. Against St. Louis (12/8), Henry made five tackles and helped hold wide receiver Torry Holt to four catches for 31 yards and Isaac Bruce to three receptions for 31 yards. A knee injury forced Henry to play corner in the nickel defense at Denver (12/14), and he missed the final two weeks of the season.

2002: In his second season in Cleveland, Henry played in 16 regular season games, appearing in nickel and dime packages and filling in for injured teammates. He started 10 games, including six at right corner, where he filled in for the injured Daylon McCutcheon, and two at left corner, where he filled in for the injured Corey Fuller. He also started two games when the Browns opened in the nickel defense. He finished with 69 tackles and led the club with 12 passes defended. He also had two interceptions and two forced fumbles. As a standout special teams player, Henry made 11 tackles and blocked a field goal. At Pittsburgh (9/29), he made six tackles, forced a fumble, and led the club with three special teams tackles. The following week, he made his first start of the season, replacing the injured Fuller (hamstring) against Baltimore (10/6), and recorded six tackles. He started again at Tampa Bay (10/13) and tied for the team lead with a season-high seven tackles. He and Alvin McKinley also deflected a 45-yard field goal attempt by Martin Gramatica. He replaced McCutcheon at right cornerback against Houston (10/20) and made six tackles and a team-high four special teams tackles. At the N.Y. Jets, (10/27), he was second on the team with seven tackles, which tied a season-high, and forced a fumble. Again replacing McCutcheon at right cornerback, Henry made six tackles against Pittsburgh (11/3). He made two interceptions at New Orleans (11/24). In the last two games of the regular season, he rotated with McCutcheon and made five tackles against Carolina (12/1) and six tackles at Baltimore (12/22). In the AFC Wild Card game at Pittsburgh (1/5/03), he played as a reserve in the nickel package and made three tackles and a team-high three passes defended.

2001: Henry had a breakout year after being chosen in the fourth round of the NFL Draft. He ranked first in the AFC and tied for first in the NFL with 10 interceptions. He became the first rookie to lead the NFL in interceptions since 1995, when Vikings safety Orlando Thomas had nine. His 10 interceptions tied the club record, set by Tom Darden in 1978, and set a club rookie record, eclipsing Bobby Franklin's eight in 1960. Henry also had 177 interception return yards. He played in 16 regular season games, including two starts, and made 44 tackles and ranked second on the team with 10 passes defended. He became the first Browns player to have three interceptions in a game twice in a season (against Detroit on Sept. 23 and at Baltimore on Nov. 18). He also made 10 special teams tackles. Henry played at corner in the nickel package in his NFL debut against Seattle (9/9). In the Browns 24-14 win over Detroit (9/23), his second NFL game, Henry tied Bobby Franklin's club rookie record with three interceptions and returned them for 58 yards. Franklin set his record Dec. 11, 1960,

against Chicago. Henry made five tackles and broke up a pass at Cincinnati (10/14). Against Baltimore (10/21), Henry made a season-high seven tackles and added his fourth interception of the season, intercepting Elvis Grbac and returning it 22 yards in a 24-14 win. He matched his season-high of seven tackles at Chicago (11/4). After making three interceptions and two tackles at Baltimore (11/18), Henry was named AFC Defensive Player of the Week. He became the first player since Cincinnati's David Fulcher in 1989 to have three interceptions in a game twice in a season, and the first NFL rookie to do it since Bobby Ply of the 1962 Dallas Texans. In the Browns 18-0 win against Cincinnati (11/25), Henry made two tackles. When the Browns opened in the nickel defense at New England (12/9), Henry made his first NFL start and responded with six tackles. The following week, he started at right cornerback against Jacksonville (12/16) and matched his season-high with seven tackles. He also had two interceptions, including one he returned 97 yards for a touchdown, tying a franchise record for the longest interception return in club history. Najee Mustafa set the record against Miami on Oct. 10, 1993. In the regular season finale at Pittsburgh (1/6/02), Henry made his tenth interception of the year.

COLLEGE: A four-year starter for South Florida, Henry played free safety his first three years before playing cornerback his senior year. His position coach at USF was former Eagles safety Andre Waters. Henry finished his career with 256 tackles, nine tackles for a loss, six fumble recoveries, and 22 passes defended. He also had 10 interceptions for 126 return yards, breaking the career record at the school. As a senior, he started all year at cornerback but also played as a free safety and receiver. He finished with 40 tackles and tied the school's season record of five interceptions and 88 return yards. He also had a team-high eight passes defended and caught one pass for eight yards. As a junior, he started eight-of-nine games at free safety and finished fourth on the team with 62 tackles. He also intercepted three passes and recovered two fumbles. As a sophomore, he started all year at free safety but also played quarterback for one series against Valparaiso. He ranked third on the team with 79 tackles. As a freshman, he earned second-team All-Independent honors at free safety, recording 73 tackles, two fumble recoveries, and two interceptions. He did not play in 1996 because of NCAA Proposition 48 and still had a year of eligibility in 2000 upon his graduation. In the 2001 NFL Draft, he was one of three South Florida players drafted consecutively with the first three picks of the fourth round: guard Kenyatta Jones (New England), Henry, and kicker Bill Gramatica (Arizona).

PERSONAL: Anthony Danel Henry was named Lee County Athlete of the Year and District Player of the Year as a senior at Estero High School in Fort Myers, Fla. In the spring of 2004, his No. 3 jersey was retired by the school, where he lettered as a free safety, cornerback, quarterback, and punter. He passed for 821 yards and seven touchdowns and rushed for 650 yards and seven touchdowns. On defense, he made 60 tackles and three interceptions in his final year. He also had a 41.6-yard average as a punter. Henry was the team MVP in basketball and the District Most

Valuable Player in track, setting school records in the high jump (6'6") and triple jump (44'1"). He earned his bachelor's degree in communications from South Florida. At Cleveland, Henry visited various charities, including the Taste of the NFL, which benefited the Cleveland Foodbank. He also visited the Cleveland Clinic, Make-A-Wish Foundation, and the Special Olympics and helped build a playground with the United Way. He recently started the Anthony Henry Foundation with FCA to provide scholarships for Lee County (Ft. Myers, Fla.). During the 2006 and 2007 offseason, Henry joined Cowboys line-

backer DeMarcus Ware, defensive end Marcus Spears, and a dozen other teammates in support of the Taste of the NFL: The Ultimate Dallas Cowboys Tailgate Party, which benefited the North Texas Food Bank. Annually, Henry supports the team's participation in The Salvation Army Angel Tree program by providing Christmas gifts for underprivileged children in the Dallas-Fort Worth, Texas area. He also attended the team's annual NFL Draft Day Fan Appreciation Party at Gilley's to sign autographs for Cowboys fans and thank them for their support.

HENRY'S NFL TOTALS

Year Team	GP-GS	DEFENSE						INTERCEPTIONS				FUMBLES REC													
		ST	AT	TT	Sks-Yds	Tkl/Ls	QB Prs	PBU	FF	No	Yds	Avg	Lg	TD	No	Yds	Avg	Lg	TD						
2001 Cleveland	16-2	30	14	-	44	0.0(0)	0(0)	0	10	0	10	0	0	10	177	17.7	97	1	0	0	0.0	0	0	0	0
2002 Cleveland	16-10	57	12	-	69	0.0(0)	0(0)	0	12	2	2	4	2.0	4	0	0	0	0	0	0.0	0	0	0	0	
2003 Cleveland	14-13	40	16	-	56	0.0(0)	0(0)	0	12	0	1	19	19.0	19	0	0	0	0	0	0.0	0	0	0	0	
2004 Cleveland	15-14	69	16	-	85	0.0(0)	0(0)	0	11	0	4	83	20.8	51	0	0	0	0	0	0.0	0	0	0	0	
2005 Dallas	12-10	47	3	-	50	0.0(0)	0(0)	0	12	1	3	102	34.0	58	1	0	0	0	0	0.0	0	0	0	0	
2006 Dallas	16-16	84	6	-	90	0.0(0)	0(0)	0	23	0	2	41	20.5	37	0	0	0	0	0	0.0	0	0	0	0	
Totals	89-65	327	67	-	394	0.0(0)	0(0)	0	80	3	22	426	19.4	97	2	0	0	0.0	0	0	0	0	0	0	
Playoffs																									
2002 Cleveland	1-0	3	2	-	1	0.0(0)	0(0)	0	0	0	1	0	0.0	0	0	0	0	0	0.0	0	0	0	0	0	
2006 Dallas	1-1	2	2	-	4	0.0(0)	0(0)	0	4	0	1	-4	-4.0	-4	0	0	0	0.0	0	0	0	0	0	0	
Totals	2-1	5	4	-	9	0.0(0)	0(0)	0	4	0	2	-4	-4.0	-4	0	0	0	0.0	0	0	0	0	0	0	

Year Team	SPECIAL TEAMS						
	Solo	Ast	Tot	FF	FR	BP	BFG BXP
2001 Cleveland	-	-	10	-	-	0	0
2002 Cleveland	-	-	11	-	-	0	1
2005 Dallas	1	0	1	0	0	0	0
Totals	-	-	22	-	-	0	1

ADDITIONAL STATISTICS

Blocked Kicks - 2002 (1 field goal).


SINGLE-GAME BESTS

Tackles - 13 @ San Diego 9/11/05

Interceptions - 3 vs. Detroit 9/23/01; at Baltimore 11/18/01

Long Interception Return - 97 ft. vs. Jacksonville 12/16/01

Passes Defended - 5 @ San Diego 9/11/05; vs. Houston 10/15/06



Oliver Hoyte

46

Linebacker/Fullback

FA for '06

6'3"

252

10/5/84

North Carolina State

NFL: 2nd Year

Cowboys: 2nd Year

PRO: A hard-hitting linebacker at North Carolina State, Hoyte was signed by the Cowboys as an undrafted free agent in 2006. He made the team after playing well on special teams in training camp and leading the team with seven special teams tackles in the preseason. He was one of three rookie free agents to make the team out of training camp, joining wide receivers Miles Austin and Sam Hurd. Based on his toughness and aggressive style, the Cowboys coaches moved Hoyte to fullback a month into the regular season. He went on to start six games at fullback and

played a key role in the offense's success. A physical, versatile player, Hoyte again faces serious competition for playing time in 2007.

2006: After making the roster as a reserve linebacker and a special teams player, Hoyte was moved to fullback at the end of October and made six starts. He played a key role in one of the most productive seasons in club history. The Cowboys offense ranked fourth in the NFL with 425 points (26.6 points-per-game), the most by the team since 1995 and the fourth-most by the

team since 1978, when the NFL went to a 16-game schedule. Dallas was second in the NFL with a 48.8 percent third-down efficiency, the club's highest rating in that category since 1980. Dallas also averaged 360.8 yards-per-game, which ranked fifth in the NFL in 2006 and was the most by the Cowboys since the 1995 season. In his NFL debut, Hoyte played on special teams in the season-opening loss at Jacksonville (9/10). He made his first career special teams tackle in the Cowboys lopsided win at Tennessee (10/1), and he made his debut at fullback in the Monday night loss to the N.Y. Giants (10/23). The following week, in a Sunday night victory at Carolina (10/29), Hoyte made his first NFL start, playing fullback in a 35-14 win. He tied for the team lead with three special teams tackles and also forced a fumble on kickoff coverage. The Cowboys limited the Panthers to a 15.9-yard average on seven kickoff returns. Hoyte's blocking helped Dallas rush for 156 yards and three touchdowns. In the following week's loss at Washington (11/5), he made one special teams tackle and made his first reception on a four-yard pass by Tony Romo. In the victory over previously undefeated Indianapolis (11/19), Hoyte's blocking helped Dallas rush for 78 yards and two touchdowns in the second half. The Colts made just one sack. Hoyte's blocking in the Thanksgiving Day win over Tampa Bay (11/23) helped Dallas rush for 137 yards. In the last-second win at N.Y. Giants (12/3), he had a six-yard pass reception and helped Dallas gain 4.6 yards-per-carry. In the Sunday night loss to New Orleans (12/10), he played at fullback in the first half before leaving the game with a left knee sprain. He was inactive the following week in Atlanta (12/16).

COLLEGE: As a senior in 2005, Hoyte started 10 games for North Carolina State and finished second on the team with 99 tackles. He also made 12 tackles for a loss, one sack, and forced two fumbles.

He led the team with 93 tackles as a junior and made 14.5 tackles for a loss, the ninth-most in school history at the time. He also had 1.5 sacks. Hoyte started 11 games as a sophomore and finished second on the team with 97 tackles, including eight for a loss. He played in 14 games as a true freshman, making 51 tackles, three tackles for a loss, and one sack.

PERSONAL: Hoyte helped lead his team to a 5A state championship as a senior at Chamberlain High School in Tampa, Fla. He finished the year with 153 tackles and five sacks. He was named *The St. Petersburg Times* co-Player of the Year and earned the Coca-Cola Golden Helmet Award. He was also a first-team all-state selection as a junior and senior and an all-conference selection in three seasons. He played in the Florida/Georgia All-Star Game and the Hillsboro All-Star Game at the end of his prep career. Hoyte was a sports management major at North Carolina State. As a member of the 2006 Dallas Cowboys Rookie Club, a program designed to introduce rookies to community service in the Dallas area, Hoyte participated in monthly charity visits to non-profit organizations. Rookie Club community activities included visits and volunteer work at the Irving Library to recognize Hispanic Heritage Month, United Way Hometown Huddle events to refurbish a greenhouse at a Dallas high school and emphasize the importance of physical activity at an Arlington childcare center, serving a Thanksgiving meal to those in need at The Salvation Army and taking part in the team's annual participation in the Salvation Army's Angel Tree program that provides gifts to those in need during the Christmas holiday. A week before Thanksgiving, Hoyte joined teammate Julius Jones to help unload hundreds of turkeys at The Salvation Army in preparation for the team's annual Early Thanksgiving Day meal for the men and women served at The Army.

HOYTE'S COWBOYS TOTALS

Year Team	GP-GS	DEFENSE						RECEIVING							
		ST	AT	TT	Sks-Yds	Tkl/Ls	QB Prs	PBU	FF	No	Yds	Avg	Lg	TD	
2006 Dallas	12-6	0	0	0	0.0(0)	0(0)	0	0	0	0	2	10	5.0	6	0
Year Team		SPECIAL TEAMS													
		Solo	Ast	Tot	FF	FR	BP	BFG	BXP						
2006 Dallas		2	3	5	0	0	0	0	0						
Playoffs															
2006 Dallas	1-0	0	0	0	0	0	0	0	0	0	0	0	0	0	0



Sam Hurd

17

Wide Receiver

FA for '06

6'2"

196

4/24/85

Northern Illinois

NFL: 2nd Year

Cowboys: 2nd Year

PRO: With training camp injuries to veteran wide receivers Terrell Owens, Patrick Crayton, and Terry Glenn, Hurd earned significant playing time during the 2006 preseason. He took advantage of it, becoming one of just three rookie free agents

to make the club out of training camp joining wide receiver Miles Austin and fullback/linebacker Oliver Hoyte. Hurd played in 15 games, including two starts, and became a standout on special teams coverage. He will have to prove he can be

dependable on offense and on special teams to make the roster this fall.

2006: As one of just three rookie free agents to make the roster out of training camp, Hurd played in 15 games and made two starts. He mostly played on special teams but added five catches for 75 yards as a receiver. Hurd was inactive for the season opener at Jacksonville (9/10), then made his NFL debut on Sunday night against Washington (9/17). He tackled Rock Cartwright after a 14-yard return on the opening kickoff. He added a special teams tackle at Tennessee (10/1) before finishing second with three special teams tackles at Philadelphia (10/8). He made his first reception against Houston (10/15) on a 33-yard pass from Tony Romo, setting Dallas up at the Texans three-yard line. Following the Sunday night win at Carolina (10/29), Hurd earned NFC Special Teams Player of the Week honors after forcing and recovering a fumble on a kickoff return to set Dallas up at the Panthers 14-yard line. The play came with Dallas trailing 14-13 in the fourth quarter, and Julius Jones scored the go-ahead touchdown one play later. With Terry Glenn nursing an injured quad, Hurd made his first career start at Arizona (11/12). He responded with 42 yards on four receptions, including two for first downs. He then tied for the team lead with two special teams tackles on Thanksgiving Day against Tampa Bay (11/23). At the N.Y. Giants, Hurd recovered a fumble by Mathias Kiwanuka following an interception of Romo. The recovery set Dallas up to score its first touchdown of the game. He made his second career start against New Orleans (12/10) when the club opened in a four-receiver set. Against Philadelphia (12/25), Hurd led the team with two special teams tackles, including one that limited Brian Westbrook to a one-yard gain following a 50-yard punt by Mat McBriar.

COLLEGE: Hurd finished his career at Northern Illinois in the top five in three receiving cate-


gories: second in career receiving yards (2,322), third in career receiving touchdowns (21), and tied for fifth in career receptions (143). He broke the single-game school record with 266 receiving yards against Central Michigan. After his senior season in 2005, Hurd was named Honorable Mention SportsIllustrated.com All-America and first-team coaches All-Mid American Conference. He started all 12 games and recorded 65 catches for 1,074 yards and 13 touchdowns. As a junior in 2004, he played in 10 games and finished with 27 receptions for 298 yards and three touchdowns. As a sophomore in 2003, Hurd played in 12 games, including seven starts, and made 29 catches for 438 yards and two touchdowns. Hurd played in 12 games as a true freshman in 2002, including two starts, and finished with 22 catches for 512 yards and three touchdowns.

PERSONAL: Hurd earned several accolades after his prep career at Brackenridge High School in San Antonio, Texas, where he was a three-sport letterman. As a senior, he had 60 receptions for 1,639 yards and 23 touchdowns. He also lettered three years in basketball and two years in track. Hurd was a pre-communications major at Northern Illinois. As a member of the 2006 Dallas Cowboys Rookie Club, a program designed to introduce rookies to community service in the Dallas area, Hurd participated in monthly charity visits to non-profit organizations. Rookie Club community activities included visits and volunteer work at the Irving Library to recognize Hispanic Heritage Month, United Way Hometown Huddle events to refurbish a greenhouse at a Dallas high school and emphasize the importance of physical activity at an Arlington childcare center, serving a Thanksgiving meal to those in need at The Salvation Army and taking part in the team's annual participation in the Salvation Army's Angel Tree program that provides gifts to those in need during the Christmas holiday.

HURD'S COWBOYS TOTALS

Year Team	GP-GS	RECEIVING							
		No	Yds	Avg	Long	TD			
2006 Dallas	15-2	5	75	15.0	33	0			
Playoffs									
2006 Dallas	1-0	0	0	0.0	0	0			
Year Team	GP-GS	SPECIAL TEAMS							
		Solo	Ast	Tot	FF	FR	BP	BFG	BXP
2006 Dallas		7	9	16	1	1	0	0	0
Playoffs									
2006 Dallas	1-0	0	0	0	0	0	0	0	0

Bradie James



56

Linebacker

D-4 for '03
(103rd overall)

6'2"

239

1/17/81

Louisiana State

NFL: 5th Year

Cowboys: 5th Year

PRO: After playing on special teams his first three years with Dallas, James became a starting middle linebacker in the 3-4 scheme in 2005 and has since established himself as a productive player. He has the size and strength to consistently make big plays, leading Dallas with 109 tackles in 2005 and 132 tackles in 2006. Drafted in the fourth round of the 2003 NFL Draft, he backed up Pro Bowl outside linebacker Dexter Coakley in the 4-3 scheme in his first two seasons and showed good instincts and savvy on the field. With the switch to the 3-4, James should be a key figure for many years in one of the NFL's most promising defenses. His dedication allowed him to assume a leadership role in 2006.

2006: James led the team in tackles for the second straight year, posting a career-high 132 tackles in 2006. He made at least 10 tackles in seven games and led the team or tied for the team lead in tackles nine times. James also ranked fourth on the team and first among Cowboys linebackers with nine passes defended. In the season-opening loss at Jacksonville (9/10), James made six tackles and helped limit the Jags to 2.4 yards-per-carry. In the home-opening win over Washington (9/17), he tied for the team lead with six tackles, broke up a pass, and helped limit the Redskins to one field goal. In the 45-14 win at Tennessee (10/1), James made his first career interception and returned it 15 yards for his first career touchdown. He also finished fourth on the team with six tackles, made a tackle for a loss, and forced a fumble that the Titans recovered. Tennessee was limited to 229 total yards and 2.9 yards-per-carry. In the loss at Philadelphia (10/8), James made five tackles and helped limit the Eagles to 52 yards on 18 carries (2.9 yards-per-carry). James led the team with 11 tackles in the 34-6 win over Houston (10/15). He also broke up a pass, which Greg Ellis intercepted, setting up a Dallas touchdown drive. James helped limit the Texans to 34 yards on 17 carries (2.0 yards-per-carry) and one rushing first down. In the Monday night loss to the N.Y. Giants (10/23), James had five tackles and got his first career fumble recovery. He helped limit Eli Manning to a 46.2 percent completion rate. In the Sunday night victory at Carolina (10/29), he led the team with 11 tackles, and the Panthers were held to 204 total yards, including just 50 rushing yards by DeShaun Foster. Two weeks later at Arizona (11/12), James made a season-high 13 tackles to lead the team in tackles for the fourth time in 2006. He also deflected two Cardinal passes. In the victory over previously undefeated Indianapolis (11/19), James tied for the team lead with seven tackles and recovered a fumble when Peyton Manning was sacked by Jay Ratliff. James also had two tackles for a loss. In the first quarter, he tackled Marvin Harrison and forced a fumble, which Ratliff recovered. He helped limit the Colts to a

season-low 14 points. In the Thanksgiving Day win over Tampa Bay (11/23), James had a team-high 12 tackles, his fourth game of the season with at least 10 tackles. The defense limited the Bucs to 211 total yards, including 28 yards in the second half. In the last-second win at the N.Y. Giants (12/3), James was second on the team with 10 tackles, and he broke up one pass. He led the team with 10 tackles the following week in a loss to New Orleans (12/10). In the playoff-clinching win at Atlanta (12/16), James tied for second on the team with six tackles and helped limit the Falcons to seven second-half points in a 38-28 win. In the season-ending loss to Detroit (12/31), James led the team and tied his season-high with 13 tackles. In the following week's wild card loss at Seattle (1/6/07), James led Dallas with 12 tackles and helped limit Shaun Alexander to 69 yards on 24 carries (2.9 yards-per-carry).

2005: James had a breakout year in 2005, when he made the transition from special teams player to starting middle linebacker. He led the Cowboys with a then career-high 109 tackles. He led the team in tackles in seven of the 16 regular season games and finished third with four tackles for a loss. He also made the first 2.5 sacks of his career, which ranked fourth on the club. In the season opener at San Diego (9/11), James made his first start at inside linebacker in the 3-4 scheme and recorded five tackles and a quarterback pressure. In the following week's Monday night loss to Washington (9/19), he had three tackles and helped limit Clinton Portis to 52 yards on 17 carries. He was third on the team with five tackles at San Francisco (9/25) and led the team with nine tackles at Oakland (10/2). In the win over Philadelphia (10/9), James led the team with five tackles and broke up a pass in the end zone. The Eagles were limited to 129 total yards, including 19 rushing yards, the fourth-lowest rushing total ever by a Dallas opponent. With Nguyen out against the N.Y. Giants (10/16), James called the defensive signals in the Dallas huddle. He finished third on the team with four tackles and also broke up a pass intended for Jeremy Shockey. James helped limit the Giants to 1-for-11 on third-down conversions, and the Cowboys won in overtime. In the last-minute loss at Seattle (10/23), he recorded his first career sack, a seven-yard trap of Matt Hasselbeck that ended a Seahawks drive in the second quarter, and finished with four tackles. He also tipped a pass that turned into a Terence Newman interception in Seattle's opening drive. The Seahawks had entered the game as the NFL's top-ranked offense, but Dallas limited them to 289 total yards, 118 below their season average, and one touchdown. Shaun Alexander, the NFL's leading rusher, was limited to 61 yards on 21 carries (2.9 yards-per-carry). In the win over Arizona (10/30), James helped limit the Cardinals to 213 total

yards, including 71 rushing yards. He tied for second on the team with seven tackles and added half a sack, a tackle for a loss and a pressure. His half-sack (shared with Greg Ellis) ended the Cards opening drive and forced them to kick a field goal. In the Monday night win at Philadelphia (11/14), James led the team with a career-high 15 tackles, the highest single-game total of the season by a Cowboy. He also added a sack in the red zone in the fourth quarter, forcing the Eagles to kick a field goal. On the game's pivotal play, Roy Williams intercepted Donovan McNabb, and James blocked McNabb to clear a path for Williams to score a touchdown. In the following week's win over Detroit (11/20), James had eight tackles to lead the team in tackles for the second straight week. He also had a tackle for a loss on a screen pass to Kevin Jones. James helped limit the Lions to 227 total yards, including 57 rushing yards. On special teams, he recorded his second tackle of the season on punt coverage when he brought Eddie Drummond down for a six-yard loss. At the N.Y. Giants (12/4), James led the team with 10 tackles, his second game of the season with at least 10 tackles, and also had a tackle for a loss. The Giants were held to 150 net passing yards and one offensive touchdown. In the come-from-behind win over Kansas City (12/11), James had five tackles and broke up a pass. In the loss at Washington (12/18), he led the team with 12 tackles, his second-best total in a game in 2005 and his third game in six weeks with at least 10 tackles. He led the team with nine tackles in the Christmas Eve win at Carolina (12/24), and Dallas limited the Panthers to 71 yards on 24 carries (3.0 yards-per-carry). Carolina's longest run of the day was for nine yards. In the season-ending loss to St. Louis (1/1/06), James recorded five tackles and a tackle for a loss. The Rams were limited to 253 total yards.

2004: Following his solid rookie campaign in 2003, James showcased his defensive abilities in 2004 and continued to impress on special teams. Splitting time at weakside linebacker with Coakley, James finished with 38 tackles, two pressures, and a pass deflection. He also led the team with a career-high 24 special teams stops, the most by a Cowboy since Charlie Williams had 26 in 1997. He helped Dallas limit opponents to a league-low 17.5 yards-per-kickoff return. In the season opener at Minnesota (9/12), he split time with Coakley and finished second on the team with a season-high eight tackles. The following week against Cleveland (9/19), he made three special teams tackles and helped limit the Browns to a 7.0-yard average on three kickoff returns. He recorded three tackles and tied for the team lead with two special teams stops at Washington (9/27). He made his first NFL start at Green Bay (10/24) when the Packers opened in a two-tight end formation. He finished with seven tackles. Against Detroit (10/31), he made a special teams tackle on Eddie Drummond, who entered the game as the NFL's third-ranked kickoff returner at 29.0 yards-per-return. James helped limit Drummond to 16.8 yards-per-return. James finished third on the team with five tackles against Philadelphia (11/15), then started his second career game at Baltimore (11/21) and made three tackles. He also tied for the team lead with three special teams stops against the Ravens. He helped limit the Ravens to a 14.0-yard average on three kickoff returns. Against

Chicago (11/25) on Thanksgiving Day, he made three special teams tackles and helped limit the Bears to a 15.5-yard average on four kickoff returns. In Dallas's come-from-behind victory in a Monday night game at Seattle (12/6), he was second on the team with three special teams stops and made his first career pass deflection. Against New Orleans (12/12), he made two special teams tackles and helped limit the Saints to a 16.5-yard average on four kickoff returns. One of his tackles came on a fake punt attempt by the Saints and gave Dallas the ball at the New Orleans 38-yard line. He tied for the team lead with two special teams tackles at the N.Y. Giants (1/2/05), who entered the game with a league-best 25.1-yard kickoff return average. They were limited to a 16.0-yard average on five returns.

2003: In his rookie season, James learned the Cowboys defensive scheme as a backup linebacker and became a prominent special teams player. He finished fourth on the team with 16 special teams tackles. Inactive the first two games of the year, James made his NFL debut at the N.Y. Jets (9/28) and made two special teams tackles. At Detroit (10/19), James played on defense for the first time and recorded a fourth-quarter tackle. In the opening kickoff in the victory over Carolina (11/23), he forced a fumble, which Roy Williams recovered and returned to the Panthers 18-yard line. Dallas kicked a field goal and went on to win, 24-20. James tied for the team lead with two special teams tackles, and the Panthers were limited to two punt returns for -1 yard. In the Thanksgiving Day loss to Miami (11/27), James was third on the team with two special teams tackles, and Miami was limited to a 4.0-yard average on four punt returns and a 17.8-yard average on four kickoff returns. In the loss at Philadelphia (12/7), he tied for the team lead with two special teams tackles, and the Eagles were limited to a 7.0-yard average on two punt returns and a 16.5-yard average on four kickoff returns. At Washington (12/14), he led the team with three special teams stops, including one on a Redskins fake punt.

COLLEGE: James was a two-time All-SEC selection and was named a National Scholar Athlete by the National Football Foundation. He was also a member of the SEC Academic Honor Roll. James finished second on the school's all-time list with 418 tackles, including 33 tackles for a loss. He also had 29 quarterback pressures, 14 sacks, eight pass deflections, four forced fumbles, two fumble recoveries and two interceptions. He played weakside linebacker his first three seasons and moved to middle linebacker as a senior, when he earned All-America and All-SEC honors. James set the LSU single-season tackle record with 154 as a senior. As a junior, he earned All-SEC honors after finishing second on the team with 113 tackles. LSU went 10-3 and won the SEC title and Sugar Bowl. As a sophomore, James earned second-team All-SEC honors after finishing second on the team and third in the conference with 110 tackles. He led the team with five sacks.

PERSONAL: Bradie Gene James earned *Parade* All-America honors as well as all-state, class 5A defensive MVP and district defensive MVP honors after recording 136 tackles, five sacks and three fumble recoveries as a senior at West Monroe, La., High School. He helped lead West Monroe to a state championship and made

Louisiana Football Magazine's All-Louisiana team, the *New Orleans Times Picayune's* Top 20 blue chip list and the *Atlanta Journal-Constitution's* super southern 100 list. James graduated from LSU with a degree in criminology. After his senior year in college, he was named a National Scholar Athlete by the National Football Foundation and was a member of the SEC Academic Honor Roll. As a member of the Cowboys 2003 Rookie Club, a program designed to introduce rookies to community service in the Dallas area, James visited various non-profit organizations that serve children and adults, including the ChildCareGroup, The Salvation Army, Children's Medical Center Dallas and Kid's Cafe at The Voice of Hope Ministries. In 2004 and 2005, James participated in The Salvation Army Angel Tree program, donating Christmas gifts for underprivileged children. During the 2006 offseason, he served as a celebrity reader for a National Read Across America event to celebrate Dr. Seuss's birthday

at an Arlington Boys & Girls Club. James also signed autographs and interacted with loyal Dallas Cowboys fans at the team's annual NFL Draft Day party. He also addressed an audience of 1,000 about childhood obesity, was a guest speaker at a local elementary school's career day, and hosted a Bradie James Football camp for youths in his hometown of Monroe, La. In the spring of 2006, James participated in the NFL Business Management and Entrepreneurial Program, attending the Kellogg School of Management at Northwestern University. He has also started his own real estate business. During the 2007 offseason, James attended the Taste of the NFL: The Ultimate Dallas Cowboys Tailgate Party in support of the North Texas Food Bank and event hosts & teammates DeMarcus Ware and Marcus Spears. He also participated in the team's annual NFL Draft Day Fan Appreciation Party signing autographs and thanking Cowboys fans for their support.

JAMES'S COWBOYS TOTALS

Year Team	GP-GS	DEFENSE						INTERCEPTIONS				FUMBLES REC						
		ST	AT	TT	Sks-Yds	Tkl/Ls	QB Prs	PBU	FF	No Yds	Avg	Lg	TD	No Yds	Avg	Lg	TD	
2004 Dallas	15-1	14	0	- 14	0.0(0)	0(0)	0	4	0	0	0	0	0	0	0	0	0	0
2003 Dallas	14-0	1	0	- 1	0.0(0)	0(0)	0	0	1	0	0	0	0	0	0	0	0	0
2004 Dallas	16-2	24	14	- 38	0.0(0)	0(0)	2	1	0	0	0	0	0	0	0	0	0	0
2005 Dallas	16-16	72	37	- 109	2.5(-9)	4(-6)	2	4	0	0	0	0	0	0	0	0	0	0
2006 Dallas	16-16	67	65	- 132	0.0(0)	3(-10)	1	9	2	1	15	15.0	15	1	1	0	0.0	0
Totals	62-34	164	116	- 280	2.5(-9)	7(-16)	5	14	3	1	15	15.0	15	1	1	0	0.0	0
Playoffs																		
2003 Dallas	1-0	0	0	- 0	0.0(0)	0(0)	0	0	0	0	0	0.0	0	0	0	0	0.0	0
2006 Dallas	1-1	9	3	- 12	0.0(0)	0(0)	0	0	0	0	0	0.0	0	0	0	0	0.0	0
Totals	2-1	9	3	- 12	0.0(0)	0(0)	0	0	0	0	0	0.0	0	0	0	0	0.0	0
SPECIAL TEAMS																		
Year Team		Solo	Ast	Tot	FF	FR	BP	BFG	BXP	SINGLE-GAME BESTS								
2003 Dallas		6	10	- 16	1	0	0	0	0	Tackles - 15 @ Philadelphia, 11/14/05								
2004 Dallas		6	18	- 24	0	0	0	0	0									
2005 Dallas		1	1	- 2	0	0	0	0	0									
2006 Dallas		0	0	- 0	0	0	0	0	0									
Totals		13	29	- 42	1	0	0	0	0									



Brad Johnson



Quarterback

FA for '07

6'5"

238

9/13/68

Florida State

NFL: 16th Year

Cowboys: 1st Year

PRO: The Cowboys acquired a veteran quarterback with playoff and Super Bowl experience when they signed Johnson on March 6, 2007. An efficient passer, Johnson gives the Cowboys a viable backup who will also be called upon to help the development of Dallas's young quarterbacks. Coming into the 2007 season, Johnson's 61.8 percent completion rate ranked fifth in NFL history among quarterbacks with over 3,000 career attempts. He is tied with Jim Plunkett and Daryle Lamonica for 50th place on the NFL's all-time touchdown passing list. Through the 2006 season, Johnson's teams were 71-51 when he started (.582 winning percentage), and he didn't

throw an interception in 48 of those starts. He also holds the league record for consecutive seasons with a completion percentage over 60.0 (11). Johnson made the Pro Bowl in 1999 and 2002, and he has led Minnesota, Tampa Bay, and Washington to the playoffs as the starting quarterback. He led Tampa Bay to its first Super Bowl appearance and title in 2002. He was a ninth-round pick (227th overall) by the Vikings in the 1992 NFL Draft.

2006: Johnson started 14 of the 15 games he played in with the Vikings and extended his NFL record for consecutive seasons with a completion

percentage over 60.0 to 11, finishing 2006 with a 61.5 percent completion rate. In nine of his 14 starts, Johnson completed over 60 percent of his passes. He also moved into a tie with Plunkett and Lamonica for 50th place in NFL history with 165 touchdown passes. For the season, Johnson completed 270-of-439 passes for 2,750 yards, nine touchdowns, and 15 interceptions. In the season opener Monday night at Washington (9/11), Johnson completed 16-of-30 passes for 223 yards and a touchdown in the win. He completed 25 passes and tied a season-high with 44 attempts at Buffalo (10/1), then completed 26 passes on 34 attempts against Detroit (10/8) for a season-high 76.5 percent completion rate. At San Francisco (11/5), Johnson completed passes to eight different receivers and finished 21-of-31 passing. His best outing of the season came against Arizona (11/26), when he completed a season-best 27 of his 41 passes. He had season highs in yards (271), touchdowns (three), and passer rating (108.9). Johnson completed 14-of-22 passes for 159 yards and an interception at Detroit (12/10) and also had a rushing touchdown, his first since 2001.

2005: Johnson returned to the Vikings as Daunte Culpepper's backup, but he took over as the starter after Culpepper injured his knee at Carolina (10/30). He led the team to a 7-2 record and completed 184-of-294 passes for 1,885 yards, 12 touchdowns, and four interceptions for the season. He threw only four interceptions, an interception percentage of 1.4, which was the lowest in the league. He became the 51st player in league history to top 25,000 career passing yards, and he ended the season third in the conference with an 88.9 passer rating. He posted a passer rating over 100 in five of his nine starts, and the Vikings went 4-1 in those games. Johnson threw an 80-yard touchdown pass to Koren Robinson on the Vikings opening play at Detroit (12/4), the second-longest pass play of his career and the seventh-longest in Vikings history. Johnson also has the fifth-longest pass in the team history. He moved into sixth in Vikings history with 56 career passing touchdowns and 22 wins as a starting quarterback. When he replaced Culpepper, it was his first game for the Vikings since Dec. 20, 1998, against Jacksonville. Before replacing Culpepper, Johnson was the Vikings holder on PATs and field goals. He made his 100th career start against Detroit (11/6).

2004: Johnson started the first four games of the season with Tampa Bay and completed 65-of-103 passes for 674 yards, three touchdowns, and three interceptions. He was 24-of-37 for 169 yards and an interception at Washington (9/12). He then started against Seattle (9/19) but was relieved in the second quarter. He started the next week at Oakland (9/26) and threw for 309 yards, the 16th 300-yard passing game of his career. He was the emergency quarterback at New Orleans (10/10), then served as the backup at St. Louis (10/18), against Chicago (10/24), against Kansas City (11/7), and at Atlanta (11/14). He was the No. 3 quarterback against San Francisco (11/21) and kept that role for the next five weeks. Johnson was again the backup quarterback in the season finale at Arizona (12/05).

2003: In his third season in Tampa Bay, Johnson threw a career-high 26 touchdown passes, breaking his own team record. He also set team

records with 3,811 passing yards, 570 attempts, 354 completions, and 3,844 total yards. He led the league in attempts and completions. His 62.1 percent completion rate was fourth in the conference, and his 81.5 passer rating was fifth. He started 16 regular season games for the third time in his career and the second time with the Bucs. Johnson also tied the team record with four 300-yard passing games and set the team record with 160 consecutive pass attempts without a sack. He threw a touchdown pass in a team-record 11 consecutive games to start the season and set a team record with 18 consecutive completions, spanning the game at Philadelphia (9/8) through the game against Carolina (9/14). He had a team-record and career-best 61 attempts against the Panthers. He threw five passes of 68 yards or longer during the season, including four for touchdowns. Three of the touchdown passes went to Keenan McCardell: a 74-yarder against Indianapolis (10/6), a 75-yarder at San Francisco (10/19), and a 76-yarder against Atlanta (12/20). Johnson accounted for 26 of the team's 32 offensive touchdowns and did not miss an offensive snap because of an injury during the season. Johnson played his 100th career game in a start at Washington (10/12) and was 22-of-30 passing for 268 yards and four touchdowns. He had a 140.0 passer rating and won NFC Offensive Player of the Week honors. Teammate Simeon Rice won Defensive Player of the Week honors, marking the first time Buccaneers won both honors in the same week.

2002: In his second season in Tampa Bay, Johnson led the Buccaneers to the Super Bowl XXXVII title in the franchise's first Super Bowl appearance. He started 13 regular season games and all three playoff games. He became the first Bucs quarterback to lead the NFC in passer rating, posting a 92.9 rating, which was also a team-record and a career-high. He passed for over 3,000 yards for the fourth time in six seasons and set team records for touchdown passes (22), completion percentage (62.3), and lowest interception percentage (1.3). He became the first player in team history to be named NFC Offensive Player of the Week twice in a season. En route to his second Pro Bowl selection, Johnson set a club record with 187 consecutive passes without an interception, a stretch that began against Chicago (12/16/01) and ended at Cincinnati (9/29/02). In his 13 starts, Tampa Bay averaged 24 points-per-game and finished in the top seven in the NFC in seven different categories: first in quarterback rating (92.9) and interception percentage (1.3), second in completion percentage (62.3), third in touchdown passes (22) and touchdown percentage (4.9), and seventh in completions (281) and passing yards (3,049). Johnson also finished tied for the fewest interceptions among qualified passers in the NFC with six. He did not throw an interception in November, attempting 126 consecutive passes before throwing one at New Orleans (12/1) in the beginning of the fourth quarter. Johnson threw for 250 or more yards eight times and completed over 70 percent of his passes four times. He completed a pass to seven different receivers in 11 of his 13 games. On his sixth pass of the game against St. Louis (9/23), he set the team record for consecutive passes without an interception when he made his 153rd attempt dating to Dec. 16, 2001, against Chicago. On his eighth attempt of the game at Cincinnati (9/29), the streak was

snapped at 187 when Brian Simmons intercepted his pass. He had a season-long 76-yard touchdown pass to Keyshawn Johnson, which was Brad Johnson's longest completion since 2000, when he threw a 77-yard touchdown pass to Albert Connell. Against Minnesota (11/3), Johnson completed 24-of-31 passes for 313 yards and five touchdowns. The five touchdowns tied Steve DeBerg's club record for a game and also gave Johnson 100 touchdown passes for his career. He missed games against Pittsburgh (12/23) and at Chicago (12/29) with a lower back contusion, but he returned in the NFC Divisional Playoff game against San Francisco (1/12/03) to set a career playoff high with two touchdown passes. He also had 196 yards on 15-of-31 passing. In the NFC Championship game at Philadelphia (1/19/03), he was 20-of-33 for a club playoff record 259, including a career playoff-best 71-yard pass. He also had a touchdown and an interception. In the Super Bowl XXXVII win over Oakland, Johnson was 18-of-34 for 215 yards with two touchdowns and an interception.

2001: Johnson signed with the Buccaneers as a free agent and established single-season team passing records with 3,406 yards, 340 completions, and 540 attempts. He completed at least 50 percent of his passes in 13 of the 16 games. Johnson also set a single-game club record with 40 completions and tied the club record with 56 attempts against Chicago (11/18), when he posted a season-best 399 passing yards. He had over 50 pass attempts in three games: at Tennessee (10/14), against Chicago (11/18) and against Detroit (12/9).

2000: Johnson started 11 of the 12 games he played in his final season in Washington and completed 228-of-365 passes for 2,505 yards, 11 touchdowns, and 15 interceptions. He finished second in the NFL and first in the NFC with a 65.5 percent completion rate on third down. He had a career-best 145.8 quarterback rating at the N.Y. Giants (9/24), completing 14-of-20 passes for 289 yards and two touchdowns. Against Baltimore (10/15), he led the team to its third straight win over a top-four defense, completing 18-of-27 passes for 158 yards. Johnson won his fifth straight start at Jacksonville (10/22), throwing for 269 yards on 16-of-24 passing with three touchdowns and one interception. He strained his left medial collateral ligament in the middle of the fourth quarter against Tennessee (10/30) and did not play the next three games. He returned to the starting lineup against the N.Y. Giants (12/3) and threw two interceptions. He spelled an injured Jeff George at Pittsburgh (12/16) and was 3-of-5 passing for 53 yards. He started the season finale against Arizona.

1999: Johnson was traded to the Redskins and started 16 games in the regular season and two in the playoffs. It marked the first time in his career that he started 16 regular season games. He made the Pro Bowl after throwing for a career best 4,005 yards and setting then career bests in all passing categories. His 316 completions set a team record, topping Joe Theismann's mark of 293 in 1981, and his 4,005 passing yards are second in team history. He helped the Redskins finish second in the league with 5,905 total yards. After going 6-10 in 1998, the Redskins went 10-6 and made the playoffs. It was the team's first 10-win season since 1991, when it went 14-2 and won Super Bowl XXVI. The Redskins wild card

win against Detroit (1/18/00) was their first playoff win in six seasons. In his first start as a Redskin, Johnson threw for a then career-high 382 yards against Dallas (9/12). The following week, in a 50-21 win over the N.Y. Giants (9/19), he earned Offensive Player of the Week honors after completing 20-of-28 passes for 231 yards and three touchdowns. The 50 points were the most by Washington since 1991. He led the Redskins back from a 21-0 deficit to Carolina (10/3), completing 20-of-33 passes for 337 yards and a career-high-tying four touchdowns. The comeback was the biggest in franchise history, and Johnson earned NFC Offensive Player of the Week honors for the second time in three weeks. He became the first Redskin to win the award twice in a season since Art Monk in 1991. Johnson passed for a franchise-record 471 yards at San Francisco (12/26), completing 32-of-47 passes with two touchdowns, and also rushed for a touchdown. He led the Redskins from a 20-10 fourth-quarter deficit to a 26-20 overtime win, which clinched the NFC East title. The 471 passing yards broke Sammy Baugh's team record of 446 yards in 1948. In the wild card win over Detroit (1/8/00), he completed 15-of-31 passes for 171 yards and a touchdown.

1998: Johnson returned as Minnesota's starting quarterback after suffering a season-ending neck injury in 1997, but he started only two games because of injuries. He helped the Vikings set an NFL record with 556 points, or 34.8 points-per-game. He started the first two games of the season, completing 33-of-56 passes for 397 yards, five touchdowns, and three interceptions, but he fractured his leg at St. Louis (9/13). In the season-opening win against Tampa Bay (9/6), he threw four touchdowns, including two to wide receiver Randy Moss, the first two touchdown receptions of Moss's career. After fracturing his leg at St. Louis, he was inactive the next five games. He returned to the sidelines as Minnesota's emergency quarterback at Tampa Bay (11/1), then replaced an injured Randall Cunningham in the first quarter against New Orleans (11/8). Johnson completed 28-of-38 passes for 316 yards before breaking his right thumb against the Saints. He was sidelined the next five weeks and returned against Jacksonville (12/20), spelling Cunningham and completing 4-of-7 passes for 34 yards and a touchdown. He was Cunningham's backup in both playoff games.

1997: After starting eight games in 1996, Johnson started 13 games before suffering a season-ending neck injury against Green Bay (12/1). Despite missing three games, he tied for third in the NFC with 20 touchdown passes, was fourth in the NFC with an 84.5 passer rating, and fifth in the NFC with 3,036 passing yards. He completed 275-of-452 passes and had a career-long streak of 109 consecutive pass attempts without an interception, from Oct. 12 to Nov. 9. He also set a team record with 15 consecutive games with a touchdown pass. He threw for a season-best 334 yards against Tampa Bay (9/14) and threw for 312 yards at the Jets (11/23). In a 21-14 win over Carolina (10/12), he became the only player in NFL history to throw a touchdown pass to himself when he caught his deflected pass and ran for a three-yard touchdown. The pass capped a 16-play, 91-yard drive in which he was 7-of-8 passing. The play won an ESPY award for the NFL Play of the Year, and it also won the Fan's Choice Award. Johnson also led the Vikings

to three fourth quarter come-from-behind wins at Chicago (9/7), at Arizona (10/5) and against Chicago (11/9).

1996: Johnson made his debut as the Vikings starting quarterback after working his way up through his first four NFL seasons. He started eight of the 12 regular season games he played and the wild card game at Dallas (12/28). He earned NFC Offensive Player of the Week honors twice and finished the season third in the NFL with an 89.4 passer rating. He tied for third in the NFC with 17 touchdown passes, and his 62.7 percent completion rate was then the second-highest in Vikings history and fourth in the league. He completed 195-of-311 passes. In the season opener against Detroit (9/1), Johnson replaced an injured Warren Moon and threw his first career touchdown pass, hitting Cris Carter with 1:06 left to lead Minnesota to a 17-13 win. Johnson made his first career start the next week at Atlanta (9/8) and earned NFC Offensive Player of the Week honors. He completed a career-long 82-yard touchdown pass to Jake Reed at Oakland (11/17), then set a career-high with four touchdown passes against Arizona (12/1) in a 41-17 win. He had a 152.4 quarterback rating against the Cardinals and earned NFC Offensive Player of the Week. He made his playoff debut in a wild card game at Dallas (12/28) and completed 15-of-27 passes for 208 yards, one touchdown, and two interceptions.

1995: Johnson played for the London Monarchs of the World League and finished the spring leading the league with 194 completions. He was also second with 2,227 yards and 13 touchdowns. He returned to Minnesota and played in five games. His first game of the season was at Pittsburgh (9/24), and he completed his only pass for 36 yards. He replaced Warren Moon in the fourth quarter against New Orleans (11/19) and Tampa Bay (12/3). His last game of the season came against Cleveland (12/9).

1994: Following a strong training camp, Johnson became the backup to quarterback Warren Moon. Johnson played in four games, the first of which came at Chicago (9/18) late in the fourth quarter. He completed 3-of-3 passes, leading Minnesota to its final touchdown in the 42-14 win. He completed 5-of-5 passes in the fourth quarter at Tampa Bay (10/30), then took his most snaps of the season at Detroit (12/17), replacing Moon

in the third quarter.

1993: Johnson returned to Minnesota for his second season and was the Vikings third quarterback for the first 10 games. He was inactive for the final six.

1992: Johnson was selected in the ninth round (227th overall) by the Vikings. He was inactive for 15 games and dressed but did not play against Washington (10/25).

COLLEGE: Johnson started one season and lettered four times at Florida State. As a senior in 1991, he played in nine games, including one start, and finished 37-of-61 passing for 462 yards and five touchdowns. As a junior in 1990, Johnson began the season as the Seminoles starting quarterback but was replaced by Casey Weldon in the sixth game. He finished the year with a career-high 1,136 yards with eight touchdowns, completing 109-of-163 passes. Johnson saw limited time as a sophomore in 1989, completing 7-of-12 passes for 67 yards. As a redshirt freshman, Johnson played in every game as the team's holder and played in two games at quarterback. He also played two seasons for the Seminoles basketball team, starting 11 games as a freshman in 1987.

PERSONAL: James Brad Johnson was an All-America quarterback at Owen High School in Black Mountain, N.C. He was also an all-state basketball player on a team that featured former NBA center Brad Daugherty. Following the Super Bowl XXXVII win in 2002, the football field at Owen High School was renamed Brad Johnson Field, and he was honored with a pep rally and parade through his hometown. His wife, Nikki, was a standout volleyball player at the University of South Florida, and the couple has two sons, Max and Jake. Johnson has been active with community outreach programs and charitable organizations, including Easter Seals, Ronald McDonald House, Muscular Dystrophy Association, Children's Miracle Network, Gillette Children's Hospital, Toys for Tots, and the United Way Hometown Huddle. He hosts a golf tournament fundraiser for the Ronald McDonald House in Tallahassee, Fla., and works with the Eblen Foundation in Asheville, N.C. Johnson wrote *Play With Passion*, a book published in 2004 that focuses on setting goals and overcoming obstacles. He also hosts the annual Brad Johnson Football Camp for youths aged 8-18.

JOHNSON'S NFL TOTALS

Year Team	GP-GS	CAREER PASSING										
		Att	Cmp	Pct	Yds	Yds/Att	TD	Int	Long	Sacks	Rating	
1992 Minnesota	0-0	0	0	0	0	0	0	0	0	0	0	0
1993 Minnesota	0-0	0	0	0	0	0	0	0	0	0	0	0
1994 Minnesota	4-0	37	22	59.5	150	4.1	0	0	15	1/5	68.5	
1995 Minnesota	5-0	36	25	69.4	272	7.6	0	2	39	2/18	68.3	
1996 Minnesota	12-8	311	195	62.7	2,258	7.3	17	10	821	15/119	89.4	
1997 Minnesota	13-13	452	275	60.8	3,036	6.7	20	12	56	26/164	84.5	
1998 Minnesota	4-2	101	65	64.4	747	7.4	7	5	48	4/30	89.0	
1999 Washington	16-16	519	316	60.9	4,005	7.7	24	13	651	29/177	90.0	
2000 Washington	12-11	365	228	62.5	2,505	6.9	11	15	771	20/150	75.7	
2001 Tampa Bay	16-16	559	340	60.8	3,406	6.1	13	11	47	44/269	77.7	
2002 Tampa Bay	13-13	451	281	62.3	3,049	6.8	22	6	761	21/121	92.9	
2003 Tampa Bay	16-16	570	354	62.1	3,811	6.7	26	21	761	20/111	81.5	
2004 Tampa Bay	4-4	103	65	63.1	674	6.5	3	3	54	8/55	79.5	
2005 Minnesota	15-9	294	184	62.6	1,885	6.4	12	4	801	23/134	88.9	
2006 Minnesota	15-14	439	270	61.5	2,750	6.3	9	15	46	29/200	72.0	
Totals	145-122	4,237	2,260	61.8	28,548	6.7	164	117	821	242/1,553	83.1	

JOHNSON'S CAREER PASSING (Cont.)

Playoffs

Year Team	GP-GS	Att	Cmp	Pct	Yds	Yds/Att	TD	Int	Long	Sacks	Rating
1996 Minnesota	1-1	27	15	55.5	208	7.7	1	2	50	2/3	62.0
1999 Washington	2-2	63	35	55.5	323	5.1	1	3	30	5/46	55.2
2001 Tampa Bay	1-1	36	22	61.1	202	5.6	0	4	46	1/7	36.8
2002 Tampa Bay	3-3	98	53	54.1	670	6.8	5	3	71	1/9	79.9
Totals	7-7	224	125	55.9	1,403	6.3	7	12	71	9/65	62.8

RUSHING

Year Team	GP-GS	No	Yds	Avg	Long	TD
1994 Minnesota		2	-2	-1.0	-1	0
1995 Minnesota		9	-9	-1.0	3	0
1996 Minnesota		34	90	2.6	13	1
1997 Minnesota		35	139	4.0	28	0
1998 Minnesota		12	15	1.3	6	0
1999 Washington		26	31	1.2	2	2
2000 Washington		22	58	2.6	21	1
2001 Tampa Bay		39	120	3.1	21	3
2002 Tampa Bay		13	30	2.3	6	0
2003 Tampa Bay		25	33	1.3	13	0
2004 Tampa Bay		5	23	4.6	7	0
2005 Minnesota		18	53	2.9	16	0
2006 Minnesota		29	82	2.8	10	1
Totals		269	663	2.5	28	8

SINGLE-GAME BESTS

Attempts

- 61 - vs. Carolina, 9/14/03
- 56 - vs. Chicago, 11/18/01
- 54 - vs. Detroit, 12/9/01
- 52 - vs. New Orleans, 9/8/02
- 50 - @ Tennessee, 10/14/01

Completions

- 40 - vs. Chicago, 11/18/01
- 34 - vs. Carolina, 9/14/03
- 34 - vs. Atlanta, 12/20/03
- 33 - @ Chicago, 9/7/97
- 32 - @ San Francisco, 12/26/99

Yards

- 471 - @ San Francisco, 12/26/99
- 399 - vs. Chicago, 11/18/01
- 382 - vs. Dallas, 9/12/99
- 339 - vs. Carolina, 9/14/03
- 337 - vs. Carolina, 10/3/99

Completion Pct.

- 79.3 - vs. Green Bay, 10/7/01
- 78.8 - vs. Cincinnati, 12/20/01
- 77.4 - @ Baltimore, 9/15/02
- 77.4 - vs. Minnesota, 11/3/02
- 76.4 - vs. Detroit, 10/8/06

Touchdowns

- 5 - vs. Minnesota, 11/3/02
- 4 - six times, last vs. Atlanta, 12/20/03

Interceptions

- 4 - three times, last @ Chicago, 12/3/06
- 3 - four times, last vs. New England, 10/30/06

Long Pass Plays

- 82t - @ Oakland, 11/17/96
- 80t - @ Detroit, 12/4/05
- 77t - @ Jacksonville, 10/22/00
- 76t - @ Atlanta, 10/6/02
- 76t - vs. Atlanta, 12/20/03

Rushing Attempts

- 7 - @ Oakland, 11/17/96
- 7 - @ Detroit, 12/8/96

JOHNSON'S GAME-BY-GAME

Date	Opp	Att	Cmp	Yds	1994 (Minnesota)			Int	Sacks	Rating	W/L	Score
					Pct	TD	Long					
9/4	at Green Bay										L	10-16
9/11	Detroit										W	10-3
9/18	at Chicago	3	3	16	100	0	7	0	0/0	88.9	W	42-14
9/25	Miami										W	38-35
10/2	at Arizona										L	7-17
10/10	at N.Y. Giants	0	0	0	-	0	-	0	0/0	-	W	27-10
10/20	Green Bay										W	OT 13-10
10/30	at Tampa Bay	5	5	30	100	0	9	0	0/0	91.7	W	36-13
11/6	New Orleans										W	21-20
11/13	at New England										L	OT 20-26
11/20	N.Y. Jets										L	21-31
11/27	Tampa Bay										L	OT 17-20
12/1	Chicago										W	OT 33-27
12/11	at Buffalo										W	21-17
12/17	at Detroit	29	14	104	48.3	0	15	0	1/5	57.3	L	19-41
12/26	San Francisco										W	21-14
Totals		37	22	150	59.4	0	15	0	1/5	68.5		10-6

Playoffs

1/1	Chicago										L	18-35
-----	---------	--	--	--	--	--	--	--	--	--	---	-------

JOHNSON'S GAME-BY-GAME (Cont.)

Date	Opp	Att	Cmp	Yds	1995 (Minnesota)			Int	Sacks	Rating	W/L	Score
					Pct	TD	Long					
9/3	at Chicago				Did Not Play						L	14-31
9/10	Detroit				Did Not Play						W	20-10
9/17	Dallas				Did Not Play						L	OT 17-23
9/24	at Pittsburgh	1	1	36	100	0	36	0	0/0	118.8	W	44-24
10/8	Houston				Did Not Play						L	OT 23-17
10/15	at Tampa Bay				Did Not Play						W	OT 17-20
10/22	at Green Bay	17	10	94	58.8	0	37	1	0/0	49.6	L	21-38
10/30	Chicago				Did Not Play						L	6-14
11/5	Green Bay				Did Not Play						W	27-24
11/12	at Arizona				Did Not Play						W	OT 30-24
11/19	New Orleans	7	5	70	71.4	0	39	0	0/0	103.3	W	43-24
11/23	at Detroit				Did Not Play						L	38-44
12/3	Tampa Bay	0	0	0	-	0	-	0	1/10	-	W	31-17
12/9	Cleveland	11	9	72	81.8	0	24	1	1/8	56.1	W	27-11
12/18	at San Francisco				Did Not Play						L	30-37
12/24	at Cincinnati				Did Not Play						L	24-27
Totals		36	25	272	69.4	0	39	2	2/18	68.3		8-8

Date	Opp	Att	Cmp	Yds	1996 (Minnesota)			Int	Sacks	Rating	W/L	Score
					Pct	TD	Long					
9/1	Detroit	23	16	157	69.6	1	31t	0	1/7	103.0	W	17-13
9/8	at Atlanta	26	15	275	57.7	2	71	1	1/9	103.8	W	23-17
9/15	at Chicago				Did Not Play						W	20-14
9/22	Green Bay	1	0	0	0	0	0	0	0/0	39.6	W	30-21
9/29	at N.Y. Giants				Did Not Play						L	10-15
10/6	Carolina				Did Not Play						W	14-12
10/13	at Tampa Bay				Did Not Play						L	13-24
10/28	Chicago	15	10	79	66.7	0	18	0	1/0	79.6	L	13-15
11/3	Kansas City	42	22	218	52.4	1	50	2	1/8	55.5	L	6-21
11/10	at Seattle	12	8	123	66.7	1	32	0	0/0	128.1	L	23-42
11/17	at Oakland	33	20	275	60.6	1	82t	2	1/12	72.2	W	OT 16-13
11/24	Denver	35	24	266	68.6	2	28	2	2/20	86.1	L	17-21
12/1	Arizona	26	19	238	73.1	4	40t	0	1/6	140.7	W	41-17
12/8	at Detroit	29	19	195	65.5	3	30t	0	2/22	119.2	W	24-22
12/15	Tampa Bay	35	25	221	71.4	1	36t	2	3/27	73.6	W	21-10
12/22	at Green Bay	34	17	211	50.0	1	43t	1	2/8	67.2	L	10-38
Totals		311	195	2,258	62.7	17	82t	10	15/119	89.4		9-7

Playoffs												
12/28	at Dallas	27	15	208	55.6	1	50	2	2/3	62	L	15-40

Date	Opp	Att	Cmp	Yds	1997 (Minnesota)			Int	Sacks	Rating	W/L	Score
					Pct	TD	Long					
8/31	at Buffalo	30	17	218	56.7	2	35t	1	3/18	87.9	W	34-13
9/7	at Chicago	44	33	285	75.9	2	21t	1	3/24	97.3	W	27-24
9/14	Tampa Bay	44	29	334	65.9	1	56	0	3/24	96.2	L	14-28
9/21	at Green Bay	34	19	217	55.9	3	28	2	3/9	80.1	L	32-38
9/28	Philadelphia	32	17	221	53.1	3	48t	1	0/0	93.4	W	28-19
10/5	at Arizona	39	25	292	64.1	2	43	2	2/24	82.4	W	20-19
10/12	Carolina	34	17	203	50.0	2	56	1	0/0	76.0	W	21-14
10/26	at Tampa Bay	29	20	230	69.0	0	23	0	2/16	92.6	W	10-6
11/2	New England	31	18	227	58.1	1	43	0	1/5	91.7	W	23-18
11/9	Chicago	33	22	203	66.7	1	24	2	2/10	68.1	W	29-22
11/16	at Detroit	37	19	177	51.4	0	26	1	1/3	53.5	L	15-38
11/23	at N.Y. Jets	35	24	312	68.6	3	49	0	0/0	124.9	L	21-23
12/1	Green Bay	30	15	117	50.0	0	21	1	6/35	46.1	L	11-27
12/7	at San Francisco				Did Not Play						L	17-28
12/14	Detroit				Did Not Play						L	13-14
12/21	Indianapolis				Did Not Play						W	39-28
Totals		452	275	3,036	60.8	20	56	12	26/164	84.5		9-7

Playoffs												
12/27	at N.Y. Giants				Did Not Play						W	23-22
1/3	at San Francisco				Did Not Play						L	22-38

Date	Opp	Att	Cmp	Yds	1998 (Minnesota)			Int	Sacks	Rating	W/L	Score
					Pct	TD	Long					
9/6	Tampa Bay	25	15	189	60.0	4	48t	1	1/8	106.5	W	31-7
9/13	at St. Louis	31	18	208	58.1	1	27	2	2/14	62.3	W	38-31
9/20	Detroit				Did Not Play						W	29-6
9/27	at Chicago				Did Not Play						W	31-28
10/5	at Green Bay				Did Not Play						W	37-24
10/18	Washington				Did Not Play						W	41-7

JOHNSON'S GAME-BY-GAME (Cont.)

1998 (Minnesota Cont.)												
Date	Opp	Att	Cmp	Yds	Pct	TD	Long	Int	Sacks	Rating	W/L	Score
10/25	at Detroit										W	34-13
11/1	at Tampa Bay										L	24-27
11/8	New Orleans	38	28	316	73.7	1	42	2	1/8	85.0	W	31-24
11/15	Cincinnati										W	24-3
11/22	Green Bay										W	28-14
11/26	at Dallas										W	46-36
12/6	Chicago										W	48-22
12/13	at Baltimore										W	38-28
12/20	Jacksonville	7	4	34	57.1	1	17	0	0/0	109.5	W	50-10
12/26	Tennessee										W	26-16
Totals		101	65	747	64.4	7	481	5	4/30	89		15-1

Playoffs												
1/10	Arizona										W	41-21
1/17	Atlanta										L	OT 27-30

1999 (Washington)												
Date	Opp	Att	Cmp	Yds	Pct	TD	Long	Int	Sacks	Rating	W/L	Score
9/12	Dallas	33	20	382	60.6	2	59	0	2/13	121.0	W	35-41
9/19	at N.Y. Giants	28	20	231	71.4	3	271	0	0/0	131.7	W	50-21
9/26	at N.Y. Jets	28	17	241	60.7	0	34	0	1/4	88.5	W	27-20
10/3	Carolina	33	20	337	60.6	4	621	0	3/29	134.7	W	38-36
10/17	at Arizona	40	24	248	60.0	1	23	2	1/5	65.4	W	24-10
10/24	at Dallas	35	23	218	65.7	2	441	0	1/7	101.8	L	20-38
10/31	Chicago	25	15	204	60.0	2	35	0	0/0	112.8	W	48-22
11/7	Buffalo	37	19	232	51.4	1	35	1	2/10	68.8	L	17-34
11/14	at Philadelphia	33	18	313	54.5	2	55	3	4/19	69.4	L	28-35
11/21	N.Y. Giants	29	17	158	58.6	0	30	1	1/1	59.3	W	23-13
11/28	Philadelphia	36	25	218	69.4	1	20	1	0/0	82.9	W	20-17
12/5	at Detroit	43	26	249	60.5	1	391	2	5/32	65.0	L	17-33
12/1	Arizona	31	17	191	54.8	2	28	2	2/11	68.1	W	28-3
12/19	at Indianapolis	30	16	237	53.3	1	481	0	4/29	90.6	L	21-24
12/26	at San Francisco	47	32	471	68.1	2	651	1	3/17	105.9	W	26-20
1/2	Miami	11	7	75	63.6	0	20	0	0/0	83.5	W	21-10
Totals		519	316	4,005	60.9	24	651	13	29/177	90		10-6

Playoffs												
1/8	Detroit	31	15	174	48.4	1	301	2	1/8	49.7	W	27-13
1/15	at Tampa Bay	32	20	149	62.5	0	23	1	4/38	60.5	L	13-14
Playoff Totals		63	35	323	55.5	1	301	3	5/46	55.2		1-1

2000 (Washington)												
Date	Opp	Att	Cmp	Yds	Pct	TD	Long	Int	Sacks	Rating	W/L	Score
9/3	Carolina	36	25	234	69.4	0	26	0	0/0	87.0	W	20-17
9/10	at Detroit	35	23	245	65.7	1	21	4	1/16	56.0	L	10-15
9/18	Dallas	49	30	241	61.2	1	17	1	3/17	71.9	L	21-27
9/24	at N.Y. Giants	20	14	289	70.0	2	53	0	1/5	145.8	W	16-6
10/1	Tampa Bay	32	20	207	62.5	1	47	0	3/22	91.5	W	OT 20-17
10/8	at Philadelphia	36	25	289	69.4	0	20	1	3/23	81.8	W	17-14
10/15	Baltimore	27	18	158	66.7	0	23	1	1/13	66.6	W	10-3
10/22	at Jacksonville	24	16	269	66.7	3	771	1	0/0	126.6	W	35-16
10/30	Tennessee	40	21	202	52.5	2	28	3	3/26	52.3	L	21-27
11/5	at Arizona										L	15-16
11/20	at St. Louis										W	33-20
11/26	Philadelphia										L	20-23
12/3	N.Y. Giants	29	14	126	48.3	0	18	2	2/8	31.7	L	7-9
12/10	at Dallas										L	13-32
12/16	at Pittsburgh	5	3	53	60.0	0	30	0	1/5	96.3	L	3-24
12/24	Arizona	32	19	192	59.4	1	42	2	2/15	60.9	W	20-3
Totals		365	228	2,505	62.5	11	771	15	20/150	75.7		8-8

2001 (Tampa Bay)												
Date	Opp	Att	Cmp	Yds	Pct	TD	Long	Int	Sacks	Rating	W/L	Score
9/9	at Dallas	34	25	195	73.5	0	25	1	2/3	75.0	W	10-6
9/30	at Minnesota	34	20	224	58.8	0	35	1	1/1	66.3	L	16-20
10/7	Green Bay	29	23	184	79.3	0	22	0	5/30	93.1	W	14-10
10/14	at Tennessee	50	24	287	48.0	3	32	1	1/5	77.7	L	OT 28-31
10/21	Pittsburgh	40	24	283	60.0	1	26	1	10/69	79.5	L	10-17
10/28	Minnesota	25	18	214	72.0	2	351	0	1/7	124.4	W	41-14
11/4	at Green Bay	30	18	177	60.0	2	22	0	7/44	98.9	L	20-21
11/11	at Detroit	36	20	188	55.6	1	23	0	2/13	79.4	W	20-17
11/18	Chicago	56	40	399	71.4	0	35	2	2/9	76.4	L	24-27
11/26	at St. Louis	34	21	185	61.8	0	29	1	2/12	64.0	W	24-17

JOHNSON'S GAME-BY-GAME (Cont.)

2001 (Tampa Bay Cont.)												
Date	Opp	Att	Cmp	Yds	Pct	TD	Long	Int	Sacks	Rating	W/L	Score
12/2	at Cincinnati	33	26	231	78.8	0	34	0	6/32	95.8	W	OT 16-13
12/9	Detroit	54	31	305	57.4	1	24	2	4/30	64.2	W	15-12
12/16	at Chicago	40	18	191	45.0	0	47	2	1/14	38.6	L	3-27
12/23	New Orleans	31	16	207	51.6	3	29	0	0/0	105.2	W	48-21
12/29	Baltimore	29	13	90	44.8	0	14	0	0/0	52.4	W	22-10
1/6	Philadelphia	4	3	46	75.0	0	36	0	0/0	112.5	L	13-17
Totals		559	340	3,406	60.8	13	47	11	44/269	77.7		9-7

2002 (Tampa Bay)												
Date	Opp	Att	Cmp	Yds	Pct	TD	Long	Int	Sacks	Rating	W/L	Score
1/12	at Philadelphia	36	22	202	61.1	0	46	4	1/7	36.8	L	9-31

2002 (Tampa Bay)												
Date	Opp	Att	Cmp	Yds	Pct	TD	Long	Int	Sacks	Rating	W/L	Score
9/8	New Orleans	52	28	278	53.8	2	38	0	3/17	82.1	L	OT 20-26
9/15	at Baltimore	31	24	211	77.4	0	24	0	1/6	95.0	W	25-0
9/23	St. Louis	32	23	199	71.9	1	21	0	1/10	98.3	W	26-14
9/29	at Cincinnati	30	19	277	63.3	3	65	2	2/15	98.9	W	35-7
10/6	at Atlanta	31	17	261	54.8	1	78	1	2/8	80.2	W	20-6
10/13	Cleveland	32	15	194	46.9	0	64	1	0/0	53.4	W	17-3
10/20	at Philadelphia	31	19	124	61.3	0	18	1	5/27	56.4	L	10-20
10/27	at Carolina										W	12-9
11/3	Minnesota	31	24	313	77.4	5	40	0	0/0	148.3	W	38-24
11/17	Carolina	40	22	253	55.0	2	26	0	2/6	90.9	W	23-10
11/24	Green Bay	25	15	134	60.0	2	39	0	0/0	101.1	W	21-7
12/1	at New Orleans	44	28	276	63.6	2	44	1	4/27	86.9	L	20-23
12/8	Atlanta	31	23	276	74.2	4	42	0	1/5	140.6	W	34-10
12/15	at Detroit	41	24	253	58.5	0	30	0	0/0	76.6	W	23-20
12/23	Pittsburgh										L	7-17
12/29	at Chicago										W	15-0
Totals		451	281	3,049	62.3	22	76	6	21/121	92.9		12-4

2003 (Tampa Bay)												
Date	Opp	Att	Cmp	Yds	Pct	TD	Long	Int	Sacks	Rating	W/L	Score
1/12	San Francisco	31	15	196	48.4	2	28	1	1/9	76.8	W	31-6
1/19	at Philadelphia	33	20	259	60.6	1	71	1	0	82.8	W	27-10
1/26	Oakland	34	18	215	52.9	2	33	1	0	79.9	W	48-21
Playoff Totals		98	53	670	54.1	5	71	3	1/9	79.9		3-0

2003 (Tampa Bay)												
Date	Opp	Att	Cmp	Yds	Pct	TD	Long	Int	Sacks	Rating	W/L	Score
9/8	at Philadelphia	36	27	238	75.0	2	20	1	0/0	99.1	W	17-0
9/14	Carolina	61	34	339	55.7	1	43	1	1/2	70.3	L	OT 9-12
9/21	at Atlanta	24	16	192	66.7	2	68	0	0/0	118.8	W	31-10
10/6	Indianapolis	39	26	318	66.7	3	74	1	0/0	106.6	L	OT 38-35
10/12	at Washington	30	22	268	73.3	4	39	0	0/0	140.0	W	35-13
10/19	at San Francisco	34	21	241	61.8	1	75	3	2/7	56.1	L	7-24
10/26	Dallas	26	13	151	50.0	1	48	0	2/18	80.8	W	16-0
11/2	New Orleans	46	27	323	58.7	2	30	2	4/27	76.6	L	14-17
11/9	at Carolina	43	24	275	55.8	2	36	1	3/17	81.1	L	24-27
11/16	Green Bay	28	17	149	60.7	1	29	2	3/18	57.0	L	13-20
11/24	N.Y. Giants	32	22	269	68.8	1	53	1	2/4	91.8	W	19-13
11/30	at Jacksonville	38	21	156	55.3	0	18	1	2/12	54.3	L	10-17
12/7	at New Orleans	34	20	213	58.8	2	35	1	1/6	84.6	W	14-7
12/14	Houston	28	17	237	60.7	0	72	0	0/0	87.9	W	16-13
12/20	Atlanta	48	34	346	70.8	4	76	4	0/0	84.2	L	28-30
12/28	at Tennessee	23	13	96	56.5	0	15	3	0/0	27.0	L	13-33
Totals		570	354	3,811	62.1	26	76	21	20/111	81.5		7-9

2004 (Tampa Bay)												
Date	Opp	Att	Cmp	Yds	Pct	TD	Long	Int	Sacks	Rating	W/L	Score
9/12	at Washington	37	24	169	64.9	0	24	1	4/30	63.9	L	10-16
9/19	Seattle	7	4	34	57.1	0	20	1	1/10	30.4	L	6-10
9/26	at Oakland	36	22	309	61.1	2	54	1	2/12	95.7	L	20-30
10/3	Denver	23	15	162	65.2	1	51	0	1/3	100.3	L	13-16
10/10	at New Orleans										W	20-17
10/18	at St. Louis										L	21-28
10/24	Chicago										W	19-7
11/7	Kansas City										W	34-31
11/14	at Atlanta										L	14-24
11/21	at San Francisco										W	35-3
11/28	at Carolina										L	14-21
12/5	Atlanta										W	27-0
12/12	at San Diego										L	24-31


JOHNSON'S GAME-BY-GAME (Cont.)

2004 (Tampa Bay Cont.)													
Date	Opp	Att	Cmp	Yds	Pct	TD	Long	Int	Sacks	Rating	W/L	Score	
12/19	New Orleans										L	17-21	
12/26	Carolina										L	20-37	
1/2	at Arizona										L	7-12	
Totals		103	65	674	63.1	3	54	3	8/45	79.5		5-11	


2005 (Minnesota)													
Date	Opp	Att	Cmp	Yds	Pct	TD	Long	Int	Sacks	Rating	W/L	Score	
9/11	Tampa Bay										L	13-24	
9/18	at Cincinnati										L	8-37	
9/26	New Orleans										W	33-16	
10/2	at Atlanta										L	10-30	
10/16	at Chicago	1	0	0	0	0	0	0	0/0	39.6	L	3-28	
10/23	Green Bay										W	23-30	
10/30	at Carolina	28	13	162	46.4	1	45	0	2/14	76.8	L	13-38	
11/6	Detroit	22	15	136	68.2	2	26	0	3/15	115	W	27-14	
11/13	at N.Y. Giants	31	18	144	58.1	0	44	0	4/19	69.8	W	24-21	
11/21	at Green Bay	30	18	196	60.0	0	35	1	5/25	65.4	W	20-17	
11/27	Cleveland	28	19	207	67.9	3	24	1	2/7	110.3	W	24-12	
12/4	at Detroit	23	17	256	73.9	2	80t	0	2/14	139	W	21-16	
12/11	St. Louis	25	16	146	64.0	0	49	0	0/0	79.8	W	27-13	
12/18	Pittsburgh	30	16	143	53.3	0	21	2	2/12	38.6	L	3-18	
12/25	at Baltimore	36	25	248	69.4	2	56	0	3/28	107.2	L	23-30	
1/1	Chicago	40	27	247	67.5	2	21	0	0/0	100.7	W	34-10	
Totals		294	184	1,885	62.6	12	80t	4	23/134	88.9		9-7	

2006 (Minnesota)													
Date	Opp	Att	Cmp	Yds	Pct	TD	Long	Int	Sacks	Rating	W/L	Score	
9/11	at Washington	30	16	223	53.3	1	46	0	1/0	88.6	W	19-16	
9/17	Carolina	31	19	243	61.3	0	36	1	5/34	72.4	W	OT 16-13	
9/24	Chicago	31	21	194	67.7	0	36	0	1/5	84.6	L	16-19	
10/1	at Buffalo	44	25	267	56.8	1	29t	2	0/0	63.4	L	12-17	
10/8	Detroit	34	26	201	76.5	1	21	1	0/0	88.0	W	26-17	
10/22	at Seattle	24	15	171	62.5	1	40t	0	4/29	97.7	W	31-13	
10/30	New England	33	20	185	60.6	0	22	3	1/2	38.1	L	7-31	
11/5	at San Francisco	31	21	136	67.7	0	14	1	3/33	63.4	L	3-9	
11/12	Green Bay	30	18	257	60.0	1	40t	1	4/35	85.0	L	17-23	
11/19	at Miami	44	26	262	59.1	0	25	1	3/15	66.7	L	20-24	
11/26	Arizona	41	27	271	65.9	3	22	0	2/16	108.9	W	31-26	
12/3	at Chicago	26	11	73	42.3	0	24	4	0/0	10.3	L	13-23	
12/10	at Detroit	22	14	159	63.6	0	30	1	1/3	66.3	W	30-20	
12/17	N.Y. Jets	17	10	96	58.8	1	30t	0	3/28	94.2	L	13-26	
12/21	at Green Bay										L	7-9	
12/31	St. Louis	1	1	12	100	0	12	0	0/0	116.7	L	21-41	
Totals		439	270	2,750	61.5	9	46	15	29/200	72		6-10	

Career Totals	Att	Cmp	Yds	Pct	TD	Lg	Int	Sk	Rate	W/L	Score
Totals	4,237	2,620	28,548	61.8	164	82t	117	242/1,553	83.1		71-51



Julius Jones



21

Running Back

D-2a for '04
(43rd overall)

5'10" | 208

8/14/81

Notre Dame

NFL: 4th Year

Cowboys: 4th Year

PRO: Despite missing 11 games in his first two NFL seasons, Jones emerged as one of the league's brightest young stars, posting some of the best games by a running back in NFL history. Last season, he topped 1,000 rushing yards for the first time. The Cowboys chose Jones in the second round (43rd overall) of the 2004 NFL Draft, the highest pick they had used to draft a running back since 1990, when they chose

Emmitt Smith with the 17th pick. Jones follows a proud tradition of Cowboys running backs, which includes Don Perkins, Dan Reeves, Calvin Hill, Duane Thomas, Robert Newhouse, Tony Dorsett, Herschel Walker, and Smith, the NFL's all-time leading rusher. He has excellent vision and balance and is strong enough to run between tacklers and fast enough to run to the outside. In 37 career games, he has 2,896 rushing yards (78.3

yards-per-game), including 2,864 in 35 starts (81.8 yards-per-game). He is eighth on the club's all-time rushing list and needs 595 yards to pass Walker in seventh and 990 yards to pass Walt Garrison in sixth. In his 35 starts, he has topped 70 rushing yards 23 times.

2006: In his third NFL season, Jones topped 1,000 rushing yards for the first time in his career, becoming the first Cowboy to do so since Emmitt Smith in 2001. It was the 23rd time a Cowboy rushed for 1,000 yards in a season, and Jones became the fifth different Dallas running back to do it. The others are Calvin Hill, who did it twice; Tony Dorsett, who did it eight times; Herschel Walker, who did it once; and Smith, who did it 11 times. Jones finished with 267 rushes for 1,084 yards, which ranked tenth in the NFC and 17th in the NFL. He also had four touchdowns and added nine catches for 142 yards. Along with Terrell Owens's 1,180 receiving yards and Terry Glenn's 1,047 receiving yards, the Cowboys had a 1,000-yard rusher and two 1,000-yard receivers in the same season for just the second time in team history; it also happened in 1979. Jones rushed for 100 yards four times in 2006 and became the first Dallas back to have three consecutive 100-yard games since Smith in 2000. In the season-opening loss at Jacksonville (9/10), Jones scored the team's first touchdown of the season, a 23-yard run on the opening possession. He finished with 72 yards on 17 carries (4.2 yards-per-carry). Jones had 94 yards on 20 carries (4.7 yards-per-carry) in a Sunday night game against Washington (9/17). He had 23 carries for a season-high 122 yards at Tennessee (10/1), his first 100-yard game of the season and the fifth of his career. He also had a touchdown and topped 2,000 career rushing yards. Dallas finished with 217 rushing yards. At Philadelphia (10/8), he led the team with 100 rushing yards on a season-high 26 carries to move past Ron Springs (2,180 career yards) for ninth on the club's all-time rushing list. Against Houston (10/15), Jones gained 106 yards on 22 carries to become the first Dallas running back to have three straight 100-yard games since Smith in 2000. He also moved past Roger Staubach (2,264) for eighth on the club's all-time rushing list. He was held to 30 yards on 13 carries against the N.Y. Giants (10/23), but he bounced back in a Sunday night game at Carolina (10/29) with a team-high 92 yards and a touchdown on 14 carries. His touchdown came on a 14-yard run with 9:43 left to give Dallas the lead for good at 21-14. He had 73 yards on 20 carries at Washington (11/5). Against previously undefeated Indianapolis (11/19), he had 19 carries for a team-high 79 yards, including nine carries for 38 yards on Dallas's game-tying drive in the fourth quarter. On Thanksgiving Day against Tampa Bay (11/23), he rushed just 11 times for 40 yards as Dallas jumped to a 35-10 lead midway through the third quarter. He was limited to 24 yards on 11 carries and one catch for 11 yards at the N.Y. Giants (12/3) before rushing for 116 yards on 10 carries against New Orleans (12/10), his fourth 100-yard game of the season. His 11.6-yard rushing average against the Saints was the second-best in a game in club history. On the Cowboys second snap of the game, Jones rushed for a 77-yard touchdown, tying the fifth-longest rush in club history. At Atlanta (12/16), Jones reached 1,000 rushing yards for the season on a three-yard run, which came on the Cowboys first touchdown drive of the game. He

finished with 26 yards on 13 carries. In his post-season debut at Seattle (1/6/07), he had 112 yards on 22 carries (5.1 yards-per-carry), the 15th time in club history a running back topped 100 yards in a playoff game. It was also the tenth-highest rushing total in a playoff game in club history.

2005: Despite missing three games, Jones finished eighth in the NFC and 17th in the NFL with 993 rushing yards. He picked up a first down on nine-of-16 carries (56.0 percent) on third or fourth down, including six-of-10 (60.0 percent) from under five yards. In the opener at San Diego (9/11), Jones ran for 93 yards and a touchdown on 26 carries and added three receptions for 18 yards. The following week against Washington (9/19), he had 81 yards on 22 carries, then had 85 yards and two touchdowns on 26 carries in the 34-31 win at San Francisco (9/25). He also caught four passes for 24 yards against the 49ers. Jones was held to 76 yards on 22 carries at Oakland (10/2), just the second time in 11 career starts that he had failed to rush for at least 80 yards. Against Philadelphia (10/9), Jones had 16 carries for 72 yards as Dallas jumped to a 27-3 lead in the first half. However, just before half-time he suffered a high sprain on his left ankle and did not return. He missed the next three games and returned to limited action at Philadelphia (11/14), with eight carries for 16 yards and a three-yard reception. He returned to the starting lineup against Detroit (11/20) and rushed for 92 yards on 21 carries. On the opening drive, he ran seven times for 37 yards as the Cowboys went 84 yards in 14 plays and scored a touchdown. On Thanksgiving Day against Denver (11/24), Jones led the team with 55 yards on 20 carries and also had five catches for nine yards. The following week at the N.Y. Giants (12/4), Jones led the team with 74 yards on 23 carries. He also led the team with nine receptions and 88 receiving yards, both of which were career bests. At Washington (12/18), Jones had 79 yards on 12 carries, including a season-long 51-yard run that set up the Cowboys only touchdown of the game. In a 24-20 win at Carolina (12/24), Jones posted a season-high 194 rushing yards and two touchdowns on a career-high 34 carries. The 194 yards were the second-most of his career and the fourth-most in club history. His 34 carries tied Smith for the second-most in a game in club history, one shy of Smith's record of 35. It was Jones's only 100-yard game of the season. His eight-yard touchdown run in the first quarter brought Dallas to within 10-7. He then scored a 43-yard rushing touchdown in the third quarter to give Dallas its first lead at 17-13.

2004: Although he missed eight of the first nine games of the season because of bruised ribs and a fractured scapula, Jones had one of the most memorable and productive rookie seasons in team history. He started the final seven games of the season and finished with 819 rushing yards, 4.2 yards-per-carry, and seven rushing touchdowns. In eight games, Jones rushed for 102.4 yards-per-game, the fifth-best average in the NFL. He was second among NFL rookies in rushing yards, 14th in the NFC, and 28th in the NFL. He also finished third among NFC rookies with 42 points, and his seven rushing touchdowns led all NFL rookies. Jones had three of the top 36 rushing games in the NFL and three of the top five among rookies. He had three games of 149 or

more rushing yards; only Seattle's Shaun Alexander had more (four). Jones also finished with 17 catches for 109 yards. After missing the season opener at Minnesota (9/12) with a rib injury suffered in the preseason, Jones made his Cowboys debut in the win over Cleveland (9/19). He had 16 yards on five carries and caught two passes for 14 yards, but he fractured his scapula and missed the next eight weeks. He returned as the starting running back at Baltimore (11/21), where he had 81 yards on 30 carries. Jones had a breakout day in front of a national television audience against Chicago (11/25) on Thanksgiving Day. He rushed for 150 yards and two touchdowns on 33 carries. His 150 rushing yards tied Calvin Hill for what was the second-best total by a rookie in club history until he rushed for 198 yards the following week. Tony Dorsett holds the team's rookie record with a 206-yard game. Jones's 33 carries were the most by a Dallas rookie and tied for the third-most in club history. He was the first Dallas running back to rush for 100 yards in 2004, and his 33-yard touchdown run was the team's longest touchdown run of the season. Despite playing in just two games in November, Jones was named the NFL's Offensive Rookie of the Month after rushing for 231 yards and two touchdowns on 63 carries. In the comeback victory Monday night at Seattle (12/6), Jones had a career-high 198 yards on 30 carries and a career-high three touchdowns. The 198 rushing yards were the most in a game by a rookie in the NFL in 2004 and the third-most by any running back in 2004. He scored the winning touchdown on a 17-yard run with 32 seconds remaining, capping a Dallas comeback that featured 14 straight points in the final 1:45. Jones had 44 yards on four carries on the winning drive, which covered 57 yards on eight plays in 1:13. His three rushing touchdowns were the most by a Dallas running back since Emmitt Smith had three against Minnesota on Nov. 26, 1998. Jones also had a season-best 53-yard run in the first quarter. He was named the NFC Offensive Player of the Week and earned Fed Ex Air and Ground honors. His winning touchdown run was named the Levitra Play of the Week. Jones also became the first player in team history – and the second player in NFL history (Earl Campbell) – to have at least 30 carries in three consecutive games. Combined with his 150-yard game against Chicago, Jones became the first Dallas running back to post consecutive 100-yard rushing games since December 2001. He also became the Cowboys first rookie running back to post consecutive 100-yard rushing games since 1969, when Calvin Hill had 109 against New Orleans (11/9) and 150 at Washington (11/16). Jones's two-game effort marked the fifth time in club history that a Cowboys running back had consecutive 150-yard rushing games and marked the first time since Smith did it in 1995. Jones's 348 rushing yards in consecutive games were the second-most in team history. Smith had 354 yards in consecutive games in 1993, gaining 237 against Philadelphia and 117 against the N.Y. Giants. In the loss to New Orleans (12/12), Jones had 23 carries for 88 yards and scored the Cowboys only touchdown on a one-yard run in the first quarter. His three-game rushing total of 436 yards was the third-most in club history. In the following week's loss at Philadelphia (12/19), Jones had 80 yards on 25 carries, his fifth straight game with 80 or more rushing yards. In the Cowboys last-minute, 13-10 win over Washington (12/26), Jones had 57

yards on 22 carries, helping Dallas control the clock for 32:42. In the season finale at the N.Y. Giants (1/2/05), a nationally televised game, he had 149 yards on 29 carries (5.1 yards-per-carry) and five receptions for 46 yards. It gave Jones at least 149 rushing yards in three of his previous six games. He also posted season-highs with five receptions for 46 yards, including a 37-yard screen pass. Jones finished with 195 total yards, topping Tiki Barber, the NFL's yards-from-scrimmage leader, who finished with 116. Jones also scored on a one-yard run with 1:49 remaining to give Dallas a 24-21 lead. New York won the game on a last-minute touchdown drive.

COLLEGE: Jones was one of just four running backs in Notre Dame history to rush for over 3,000 yards in his career. He started 17-of-45 games and gained 3,018 yards on 634 carries (4.8 yards-per-carry) and scored 26 touchdowns. He also had an 11.2-yard average and a touchdown on 38 punt returns and a 23.3-yard average and a touchdown on 72 kickoff returns. His 1,678 kickoff return yards broke Tim Brown's school record of 1,613 yards, and his 2,104 combined kick return yards also broke Brown's school record. Jones's 5,372 all-purpose yards was a Notre Dame record. In his final collegiate season, Jones returned from an inactive 2002 season and earned honorable mention All-America honors. He set a school record by running for more than 200 yards in a game three times. He finished with 229 carries for 1,268 yards, tied for the fourth-most in a season in school history, and scored 10 touchdowns. His 1,568 all-purpose yards were the most in a season by a Notre Dame player since former Cowboy Raghib Ismail had 1,723 yards in 1990. In 2002, Jones was ruled academically ineligible and sat out what would have been his fourth year of eligibility. As a junior in 2001, Jones gained 718 yards on 168 carries (4.3 yards-per-carry) and scored six touchdowns. Jones returned 18 punts for 192 yards (10.6 yards-per-punt return) and 18 kickoffs for 405 yards (22.5 yards-per-kickoff return). As a sophomore in 2000, Jones led the Irish with 162 rushing attempts, 657 rushing yards, seven rushing touchdowns, and 1,169 all-purpose yards. He also had a 28.4-yard average on 15 kickoff returns. As a true freshman in 1999, Jones set a Notre Dame single-season record with 26 kickoff returns. His 603 kickoff return yards were second in school history, behind Brown's 698 in 1986. Jones's 798 combined kick return yards – 195 punt return yards, 603 kickoff return yards – were the second-most in a season behind Brown's 857 in 1987. As a backup running back, Jones averaged 5.0 yards-per-carry, gaining 375 yards with three touchdowns.

PERSONAL: Jones attended Powell Valley High School in Big Stone Gap, Va., where he earned honorable mention USA Today All-America honors. He earned four letters in football and captained his team as a senior, when he rushed for 2,564 yards and 36 touchdowns. He was named the Virginia Group A Offensive Player of the Year in 1997 and 1998 by the Associated Press and Virginia High School Coaches Association. He was also the Virginia Region D and Lonesome Pine District Player of the Year as a junior and senior. Jones's career totals include 614 carries for 5,803 yards and 86 touchdowns. He also played safety and made 10 career interceptions. He helped Powell Valley win 28 straight games

and the Virginia Group A-Division II state title in 1997 and 1998. He needed just 19 carries to set a Virginia high school record with 321 rushing yards in a playoff game and also scored five touchdowns. Jones earned four letters in basketball, serving as a senior captain and leading the team to league titles as a sophomore and junior. He also earned four letters in track, serving as a senior captain and earning all-state honors his last three seasons while competing in hurdle and jumping events. In 1998, he ran the 300 intermediate hurdles in a state record 38.7 seconds. He also ran the 110 high hurdles in 14.2 seconds. His older brother, Thomas, was the sixth pick in the 2000 NFL Draft by the Arizona Cardinals, played for Tampa Bay in 2003, played for Chicago from 2004-06 and is now with the Jets. Julius Andre Maurice Jones majored in sociology at Notre Dame in the College of Arts and Letters. As a rookie, Julius was part of the Cowboys' 2004 Rookie Club, a program designed to introduce rookies to community service in the Dallas area. He visited various non-profit organizations that

serve children and adults, including the NFL Play It Smart program at Lincoln High School in Dallas, ChildCare Group, NFL United Way Home-town Huddle, and The Salvation Army. A week before Thanksgiving, Jones joined teammate Oliver Hoyte to help unload hundreds of turkeys at The Salvation Army in preparation for the team's annual Early Thanksgiving Day meal for the men and women served at The Army. Jones also welcomed Edward to Valley Ranch as part of the young boy's "Make-A-Wish" to meet Jones and to attend a Cowboys game at Texas Stadium. Not only did Jones have a lengthy and personal one-on-one visit with Edward and his family, they exchanged gifts - Jones received a photo of Edward in a #21 jersey in his Cowboys themed bedroom and Jones gave Edward the football from the 77-yard touchdown run he made during the New Orleans game. Jones also annually participates in the team's support of The Salvation Army Angel Tree Program providing Christmas gifts for underprivileged children in the Dallas-Fort Worth area.

J. JONES'S COWBOYS TOTALS

Year Team	GP-GS	RUSHING					RECEIVING				
		No	Yds	Avg	Long	TD	No	Yds	Avg	Long	TD
2004 Dallas	8-7	197	819	4.2	53	7	17	109	6.4	37	0
2005 Dallas	13-12	257	993	3.9	51	5	35	218	6.2	26	0
2006 Dallas	16-16	267	1,084	4.1	77	4	9	142	15.8	39	0
Totals	37-35	721	2,896	4.0	77	16	61	469	7.7	37	0
Playoffs											
2006 Dallas	1-1	22	112	5.1	35	0	2	0	0.0	2	0

J. JONES GAME-BY-GAME

	2004 (Dallas)					RECEIVING				
	No	Yds	Avg	Long	TD	No	Yds	Avg	Long	TD
L- @ Minnesota 9/12										
W- Cleveland 9/19	5	16	3.2	8	0	2	14	7.0	7	0
W- @ Washington 9/27										
L- N.Y. Giants 10/10										
L- Pittsburgh 10/17										
L- @ Green Bay 10/24										
W- Detroit 10/31										
L- @ Cincinnati 11/7										
L- Philadelphia 11/15										
L- @ Baltimore 11/21	30	81	2.7	11	0	0	0	0.0	0	0
W- Chicago 11/25	33	150	4.5	33	2	1	-1	-1.0	-1	0
W- @ Seattle 12/6	30	198	6.6	53	3	3	11	3.7	11	0
L- New Orleans 12/12	23	88	3.8	15	1	2	8	4.0	13	0
L- @ Philadelphia 12/19	25	80	3.2	14	0	2	21	10.5	14	0
W- Washington 12/26	22	57	2.6	12	0	2	10	5.0	10	0
L- @ N.Y. Giants 1/2/05	29	149	5.1	23	1	5	46	9.2	37	0
2004 Totals	197	819	4.2	53	7	17	109	6.4	37	0

	2005 (Dallas)					RECEIVING				
	No	Yds	Avg	Long	TD	No	Yds	Avg	Long	TD
W- @ San Diego 9/11	26	93	3.6	13	1	3	18	6.0	14	0
W- Washington 9/19	22	81	3.7	9	0	4	24	6.0	13	0
W- @ San Francisco 9/25	26	85	3.3	14	2	4	28	7.0	18	0
L- @ Oakland 10/2	22	76	3.5	14	0	1	12	12.0	12	0
W- Philadelphia 10/9	16	72	4.5	25	0					
W- N.Y. Giants 10/16										
L- @ Seattle 10/23										
W- Arizona 10/30										
W- @ Philadelphia 11/14	8	16	2	8	0	1	3	3.0	3	0
W- Detroit 11/20	21	92	4.4	18	0	1	13	13.0	13	0
L- Denver 11/24	20	55	2.8	11	0	5	9	1.8	6	0
L- @ N.Y. Giants 12/4	23	74	3.2	12	0	9	88	9.8	26	0
W- Kansas City 12/11	12	41	3.4	9	0					
L- @ Washington 12/18	12	79	6.6	51	0	3	17	5.7	15	0

J. JONES GAME-BY-GAME (Cont.)

	2004 (Dallas Cont.)					RECEIVING				
	No	Yds	Avg	Long	TD	No	Yds	Avg	Long	TD
W- @ Carolina 12/24.....	34	194	5.7	43t	2	2	17	8.5	15	0
L- St. Louis 1/1/06.....	15	35	2.3	28	0	2	-11	-5.5	-5	0
Totals.....	257	993	3.9	51	5	35	218	6.2	26	0

	2006 (Dallas)					RECEIVING				
	No	Yds	Avg	Long	TD	No	Yds	Avg	Long	TD
L- @ Jacksonville 9/10.....	17	72	4.2	23t	1	1	39	39.0	39	0
W- vs. Washington 9/17.....	20	94	4.7	14	0	0	0	0.0	0	0
W- @ Tennessee 10/1.....	23	122	5.3	26	1	0	0	0.0	0	0
L- @ Philadelphia 10/8.....	26	100	3.8	11	0	1	22	22.0	22	0
W- vs. Houston 10/15.....	22	106	4.8	33	0	0	0	0.0	0	0
L- vs. N. Y. Giants 10/23.....	13	30	2.3	7	0	1	25	25.0	25	0
W- @ Carolina 10/29.....	24	92	3.8	14t	1	0	0	0.0	0	0
L- @ Washington 11/5.....20	73	3.7	10	0	0	0	0.0	0	0	0
W- @ Arizona 11/12.....	15	45	3.0	11	0	0	0	0.0	0	0
W- vs. Indianapolis 11/19.....	22	79	3.6	12	0	3	25	8.3	15	0
W- vs. Tampa Bay 11/23.....	11	40	3.6	14	0	0	0	0.0	0	0
W- @ N.Y. Giants 12/3.....11	24	2.2	6	0	1	11	11.0	11	0	0
L- vs. New Orleans 12/10.....	10	116	11.6	77t	1	1	10	10.0	10	0
W- @ Atlanta 12/16.....	13	26	2.0	9	0	0	0	0.0	0	0
L- vs. Philadelphia 12/25.....	10	38	3.8	7	0	1	10	10.0	10	0
L- vs. Detroit 12/31.....	10	27	2.7	10	0	0	0	0.0	0	0
Totals.....	267	1,084	4.1	77t	4	9	142	15.8	39	0


Playoffs	
L- @ Seattle 1/6/07.....	22 112 5.1 35 0 2 0 0.0 2 0

ADDITIONAL STATISTICS

Fumbles (fumbles/lost) – 2004 (3/3), 2005 (4/2), 2006 (1/1), Total (8/6).

SINGLE-GAME BESTS

Rushes – 34 @ Carolina, 12/24/05
Rushing Yards – 198 @ Seattle, 12/6/04
Rushing Avg. – 11.6 vs. New Orleans, 12/10/06
Long Rush – 77t vs. New Orleans, 12/10/06
Rushing Touchdowns – 3 @ Seattle, 12/6/04
Receptions – 9 @ N.Y. Giants, 12/4/05
Receiving Yards – 88 @ N.Y. Giants 12/4/05



33

Nathan Jones

Cornerback

D-7a for '04
(205th overall)

5'10"

183

6/15/82

Rutgers

NFL: 4th Year

Cowboys: 4th Year

PRO: Jones has evolved into a solid utility player, contributing on special teams and as a cornerback and safety on the nickel defense. He is an intelligent player who will push for more playing time this fall. Selected in the seventh round (205th overall) of the 2004 NFL Draft, Jones has excelled in punt and kickoff coverage, making 17 special teams tackles in three seasons. He also has an 18.7-yard average on three returns.

2006: Jones was limited to four regular season games after being inactive for the first 12. He finished with eight tackles on defense, all unassisted, and three tackles on special teams. He played his first game in the loss to New Orleans (12/10), playing in several defensive back packages and on special teams. He had one tackle on defense and one on special teams. In the playoff-clinching win at Atlanta (12/16), Jones played safety and at cornerback when the Falcons used

multiple-receiver sets. He finished with two tackles. He made one tackle in the Christmas Day loss to Philadelphia (12/25). In the regular season finale against Detroit (12/31), he saw plenty of action against the Lions multiple-receiver sets, tying a career-high with four tackles and adding a special teams tackle. With safety Abram Elam inactive, Jones took over on kickoff returns and made one return for 13 yards. He also served as a blocker on kickoff returns for Miles Austin, who had five returns for 145 yards (29.0 yards-per-return).

2005: Jones played in 16 regular season games for Dallas, primarily on special teams, and he finished second on the team with 12 special teams tackles. He made special teams tackles at San Francisco (9/25), at Seattle (10/23), and against Arizona (10/30) early in the season. He led the team with a career-high three special teams tack-

les at Philadelphia (11/14), and the Eagles were limited to a 22.3-yard average on four kickoff returns, with a long of 28 yards. The following week against Detroit (11/20), he made one special teams tackle, and the Lions Eddie Drummond was limited to a 19.8-yard average on four kickoff returns. As the gunner on punt coverage at the N.Y. Giants (12/4), he made a special teams tackle and helped limited the Giants to two returns for six yards on seven punts. Three punts resulted in a fair catch inside the Giants 20-yard line, and two others were downed. At Washington (12/18), he tackled punt returner Antonio Brown for no gain. He recorded two special teams tackles at Carolina (12/24). In the season finale against St. Louis (1/1/06), Jones played several snaps in the nickel because injuries slowed Jacques Reeves and Anthony Henry. Jones made two tackles and a quarterback pressure, as the Rams were limited to 147 net passing yards.

2004: Jones played in 16 regular season games as a rookie, including one start, and made 31 tackles, three pressures, a sack, and a tackle for a loss. He also returned two kickoffs for 43 yards. He played on special teams in the season opener at Minnesota (9/12), then played several snaps in nickel packages against Cleveland (9/19), which was limited to 66 net passing yards. He made a career-high four tackles against the Browns, including one for a loss, and had a quarterback pressure. The following week at Washington (9/27), he made two tackles while playing in the nickel package after Pete Hunter injured his knee. After Bruce Thornton sprained his knee against the N.Y. Giants (10/10), Jones made his first two kickoff returns, averaging 21.5 yards-per-return, and also made his first special teams tackle. He made three tackles from the slot at Green Bay (10/24). Against Detroit (10/31), he made his first career sack, set a career-high with four tackles, and forced two incomplete passes by pressuring the quarterback. He played several snaps at right corner after Tyrone Williams left with a strained hamstring on the game's opening drive. He made his first NFL start against Philadelphia (11/15) when the Cowboys opened in the nickel defense, and he made two tackles. Against Chicago (11/25) on Thanksgiving Day, he tied a career-high with four tackles, and the Bears were limited to 91 net passing yards. He again made four tackles from the slot at Seattle (12/6). Two weeks later at Philadelphia (12/19), he made two tackles and helped limit Eagles wide receivers Todd Pinkston and Terrell Owens to four catches for 58 yards. Eagles quarterback Donovan McNabb entered the game with a 107.2 passer rating, which ranked third in the league, but Dallas limited him to a 62.0 rating. At the Giants (1/2/05), Jones closed his rookie season with three tackles in the nickel package and helped limit the Giants to 137 net passing yards.

COLLEGE: As a senior, Jones started all 10 games and made 73 tackles, seven pass deflections, two interceptions, and a blocked punt. He also returned 19 kickoffs for 489 yards (25.7 yards-per-return) and a touchdown. As a junior, he became the first Rutgers player to earn Big East Conference co-Special Teams Player of the Year honors. He was sixth in the nation with 26 kickoff returns for 736 yards (28.3 yards-per-return). He became just the second Big East player to have two 100-yard kickoff returns for a touchdown in a season. Jones also made a career-high 84 tackles and added two interceptions and seven pass deflections. As a sophomore, he played in 11 games as a reserve, making 55 tackles, four passes deflections, a forced fumble, and an interception, which he returned 70 yards for a touchdown. He also gained 677 yards on 37 kickoff returns (18.3 yards-per-return). As a redshirt freshman, he played mostly on special teams and made seven tackles in 10 games.

PERSONAL: Jones was a first-team all-state selection as a senior at Scotch Plains, N.J., Fanwood High School. That season, he rushed for 2,474 yards and 33 touchdowns and made 10 receptions for 227 yards. He was one of 13 players from New Jersey honored by the MSG Network as a Tri-State Heisman All-Star. He was also named the Union County Offensive Player of the Year and the all-area Offensive Player of the Year, and he received the Lou Rettono Award as the best player in the conference. On defense, he made 85 tackles, six interceptions, and two fumble recoveries. In a North Jersey 2 Group III quarterfinal playoff game, he rushed for 362 yards and six touchdowns. As a junior, he had more than 1,600 rushing yards and 14 touchdowns. He majored in education at Rutgers and lettered for the track team as a sprinter in 2001, when he ran the 100 meters in 10.8 seconds. As part of an NFL-NFLPA initiative to help players prepare for their post-playing careers, Jones participated in the NFL Business Management and Entrepreneurial Program at the Harvard Business School during the 2006 offseason. As a rookie, he was part of the Cowboys 2004 Rookie Club, which introduced rookies to community service in the Dallas area. He visited several non-profit organizations that serve children and adults, including the NFL Play It Smart program at Lincoln High School in Dallas, ChildCareGroup, NFL United Way Hometown Huddle, and The Salvation Army. Jones also annually participates in The Salvation Army Angel Tree program, donating Christmas gifts for underprivileged children in the Dallas-Fort Worth area. Jones worked in financial management with Merrill Lynch during the spring of 2005.

N. JONES'S COWBOYS TOTALS

Year Team	GP-GS	DEFENSE					
		ST	AT	TT	Sks-Yds	Tkl/Ls	QB Prs PBU FF
2004 Dallas.....	16-1	27	4	31	1.0(-10)	1(-2)	3 0 0
2005 Dallas.....	16-0	1	1	2	0.0(0)	0(0)	1 0 0
2006 Dallas.....	4-0	8	0	8	0.0(0)	0(0)	0 0 0
Totals	36-1	36	5	41	1.0(-10)	1(-2)	4 0 0
Playoffs							
2006 Dallas.....	1-0	0	0	0	0.0(0)	0(0)	0 0 0

N. JONES'S COWBOYS TOTALS (Cont.)

Year	SPECIAL TEAMS								KICK RETURNS						
	Solo	Ast	Tot	FF	FR	BP	BFG	BXP	No	Yds	Avg	FC	Lg	TD	
2004 Dallas	2	0	- 2	0	0	0	0	0	0	2	43	21.5	0	25	0
2005 Dallas	4	8	- 12	0	0	0	0	0	0	0	0	0.0	0	0	0
2006 Dallas	1	2	- 3	0	0	0	0	0	0	1	13	13.0	0	13	0
Totals	7	10	- 17	0	0	0	0	0	0	3	56	18.7	0	25	0
Playoffs															
2006 Dallas	1	0	- 1	0	0	0	0	0	0	0	0	0.0	0	0	0



Kyle Kosier

63

Guard

UFA (Det.) for '06

6'5"

294

1/27/78

Arizona State

NFL: 6th Year

Cowboys: 2nd Year

PRO: Kosier (pronounced KO-zar) was a key addition to the Cowboys offensive line last spring, when he was signed as an unrestricted free agent from the Detroit Lions. He has experience at multiple positions along the offensive line and stepped in right away at left guard to replace Larry Allen. Kosier started 16 regular season games last season. Drafted in the seventh round (248th overall) by San Francisco in 2002, he played his first three seasons there before moving to Detroit in 2005. He has played in 80 games in five years, including 57 starts. He should solidify the interior of the Cowboys offensive line for the next few years.

2006: As Larry Allen's replacement, Kosier played left guard for an offensive line that had the same starters in every regular season game. The Cowboys offense scored 425 points (26.6 points-per-game), the team's most since 1995 and its fourth-most since 1978, when the NFL went to a 16-game schedule. The 425 points ranked fourth in the NFL in 2006. Dallas was second in the NFL in third-down efficiency at 48.8 percent, the club's highest since 1980. Dallas also averaged 360.8 total yards-per-game, the fifth-most in the NFL in 2006 and the most by the Cowboys since the 1995 season. Kosier played left guard in the season opener at Jacksonville (9/10), and the line allowed just two sacks in 35 pass plays. In the win over Washington (9/17), he helped Dallas rush for 138 yards, and the line allowed just one sack. At Tennessee (10/1), the Cowboys rushed for 217 yards and three touchdowns, their most rushing yards since December 14, 2003, when they rushed for 222 yards. Against the Titans, the line did not allow a sack and helped the Cowboys pass for 179 yards and two touchdowns. Running back Julius Jones rushed for over 100 yards at Philadelphia (10/8) and against the Texans (10/15), giving him three straight 100-yard games. Dallas threw for a season-high 310 net yards against the N.Y. Giants before Tony Romo made his first start at Carolina (10/29). That day, the Cowboys gained 414 total yards and controlled the clock for a season-best 38:16. At Arizona (11/12), the line did not allow a sack and gave Romo time to throw for 308 yards, his first 300-yard passing game. In the win over previously undefeated Indianapolis (11/19), the line gave

Romo the time to complete 19-of-23 passes (82.6 percent) for 226 yards, and he was sacked once. In the Thanksgiving Day win over Tampa Bay (11/23), the line limited the Bucs to one sack on 30 pass plays, and the Cowboys gained a season-high 435 total yards - 306 passing and 137 rushing. Dallas also picked up a season-high 27 first downs, including 18 through the air, their most passing first downs since 1998. Romo also tied the club record with five passing touchdowns in the game. In the last-second win at the N.Y. Giants (12/3), the line allowed just one sack in 35 pass plays, and the Cowboys gained 257 passing yards and 110 rushing yards. Against New Orleans (12/10), the Cowboys rushed for over 100 yards for the seventh straight week, gaining 116 yards on 16 carries. In the win at Atlanta (12/16), Kosier helped Dallas control the ball for 33:21, gain 352 yards, and score 31 offensive points. The line played a key role in the Cowboys 11-play, 80-yard touchdown drive late in the fourth quarter, which lasted 6:32 to put the game away. In the season-ending loss against Detroit (12/31), the line gave Romo time to throw for a season-high 321 yards and two touchdowns. In the wild card loss at Seattle (1/6/07), the line helped Julius Jones rush for 112 yards on 22 carries.

2005: Kosier played in 16 regular season games for the Lions at left guard, including 11 starts. He moved into the starting lineup against Cleveland (10/23), helping the offense gain 210 passing yards and 119 rushing yards. The 329 total yards were the second-most by the Lions in 2005. Against the Bears (10/30), the line gave quarterback Jeff Garcia time to complete 23-of-35 passes (65.7 percent). The following week at Minnesota (11/6), Lions quarterback Joey Harrington completed 28-of-48 passes for 263 yards, the most passing yards by the team in 2006. Kosier helped the Lions gain a season-high 383 yards against Arizona (11/13), including 157 rushing yards and 226 passing yards. The line allowed no sacks for the first time in the season, and it repeated the feat against the Falcons (11/24).

2004: Kosier started 16 regular season games with the 49ers, including six at right guard and 10 at left guard. In his third start at left guard, he helped San Francisco gain 448 yards against Arizona (10/10). At Arizona (12/12), he started at

right guard, and the 49ers gained 352 yards.

2003: Kosier played in 16 regular season games with the 49ers, including 12 starts. He showed his versatility by playing right tackle, left guard, and right guard. Against Chicago (9/7), he played right tackle and helped hold the Bears without a sack. He played right tackle the following week at St. Louis (9/14), and the 49ers gained 390 total yards. Moving to starting left guard, he helped the offense gain 325 yards against the Lions (10/5). Against Tampa Bay (10/19), Kosier played left guard, and the 49ers rushed for a season-high 212 yards.

2002: As a rookie, Kosier made one start and played in 15 regular season games and both playoff games. He saw considerable action on special teams and returned a kickoff 10 yards against Kansas City (11/10). He also played on special teams in the wild card game against the Giants (1/5/03) and in the divisional-playoff game at Tampa Bay (1/12/03). He made his first career start at right guard at St. Louis (12/30) and also played at left tackle.

KOSIER'S NFL TOTALS

GAMES/STARTS (regular season, playoffs): 2002 (15/1, 2/0 – S.F.), 2003 (16/12 – S.F.), 2004 (16/16 – S.F.), 2005 (16/11 – Det.), 2006 (16/16, 1/0 – Dallas). Totals – 79/56, 3/1.



Louis-Philippe Ladouceur



Long Snapper

FA for '05

6'4"

251

3/13/81

California

NFL: 3rd Year

Cowboys: 3rd Year

PRO: Inconsistent with their deep snaps through the first three games of 2005, the Cowboys signed Ladouceur (pronounced LA-doo-sahr), and he was an immediate upgrade the final 13 weeks of 2005 and throughout the 2006 season. Ladouceur originally signed with the New Orleans Saints as a rookie free agent following the 2005 NFL Draft.

2006: Ladouceur returned for his second season with the Cowboys, his first full season, and continued to make clean snaps on special teams. He has made clean snaps on 131 punts, 55 field goals, and 72 PATs in his career, including the playoffs. In the season opener at Jacksonville (9/10), he made his first career special teams tackle. He made one special teams tackle against Washington (9/17) and against Philadelphia (12/25).

2005: Ladouceur made his NFL debut at Oakland (10/2) and made clean snaps on five punts and two field goals. He finished the season with clean snaps on 70 punts, 25 field goals, and 28 PATs. With the Saints in the preseason, he saw limited time at defensive end and as the team's long snapper. He made two tackles, one sack, a forced fumble, and a special teams tackle but was released at the end of camp.

COLLEGE: Kosier started his final 23 games at Arizona State, including 11 as a senior, when he earned All-Pac-10 honorable mention as a right tackle. He helped the Sun Devils offense gain 426.4 yards-per-game. As a junior, he started at right guard, helping the Sun Devil offense gain 379.3 yards-per-game. As a sophomore, Kosier played in 10 games and started the final two at right guard. As a freshman, he moved from the defensive line to the offensive line and played in one game at left tackle.


PERSONAL: Kyle Blaine Kosier attended Cactus High in Peoria, Ariz., where he lettered in football, baseball, basketball, and track. He was named to the all-Arizona football team by The Arizona Republic and made 634 career tackles. He was captain of his football and baseball teams. Kosier participated in the team's support of The Salvation Army Angel Tree Program providing Christmas gifts for underprivileged children in the Dallas-Fort Worth area. He earned his degree in interdisciplinary studies from Arizona State. He and his wife, Jennifer, were married March 20, 2004.

COLLEGE: As a junior and senior, Ladouceur played every game as Cal's deep snapper and was a key player on a special teams unit that did not allow a blocked kick in both seasons. Ladouceur played in just two games for Cal as a sophomore and did not record any statistics. As a redshirt freshman, Ladouceur played in three games for the Bears.

PERSONAL: Ladouceur was born in Montreal, Canada, and played at Notre Dame High School and John Abbott College in Pointe-Claire, Montreal, Canada. As a defensive lineman, he made 48 tackles, seven sacks, three blocked field goals, one blocked punt, and a fumble recovery, which he returned 35 yards for a touchdown as a senior. He earned his bachelor's degree in earth and planetary science and his master's degree in education from Cal. Ladouceur is fluent in French. As a rookie, he was a member of the Cowboys 2005 Rookie Club, a program designed to introduce rookies to community service in the Dallas area. The program worked with The Salvation Army, Children's Medical Center Dallas, and Meals on Wheels. In the 2007 offseason, he joined several teammates and attended the club's annual NFL Draft Day Fan Appreciation Party to sign autographs and thank the many Cowboys for their support.

LADOUCEUR'S COWBOYS TOTALS

GAMES/STARTS (regular season, playoffs): 2005 (13/0), 2006 (16/0, 1/0). Totals – 29/0, 1/0.



James Marten

79

Tackle

D-3 for '07
(67th overall)

6'7"

303

4/18/84

Boston College

NFL: Rookie

Cowboys: Rookie

COLLEGE: The Cowboys scouts and coaches liked Marten's potential at right tackle and chose him in the third round (67th overall) of the 2007 NFL Draft. His experience at left tackle and right tackle should help him in his bid to be a long-term contributor to the Cowboys offensive line. At 6-7, 303 pounds, he fits the mold of the Cowboys big offensive linemen, and his large frame should allow him to add to his weight. Like most offensive linemen out of Boston College in recent years, Marten can play several positions on the line. In Dallas, he will probably begin at tackle, where the team hopes to take advantage of his long wingspan and drive blocking ability. Marten was a tackle as a freshman and a left guard as a sophomore and junior. Following the 2006 graduation of Jeremy Trueblood, who is now a Tampa Bay Buccaneer, Marten took over as the left tackle in his senior season. He started his last 38 games at Boston College, including the first 25 at left guard and the last 13 at left tackle. He made 222 career knockdowns/key blocks. In Dallas, Marten joins Boston College alumnus Marc Colombo, who is the Cowboys starting right tackle.

2006: After moving from left guard to left tackle in his senior season, Marten started 13 games and earned second-team All-Atlantic Coast Conference honors. He graded 81.2 percent for blocking consistency and made 91 knockdowns or key blocks. The Eagles scored 26.0 points-per-game and ranked second in the conference with 354.1 yards-per-game. Marten made 10 blocks that resulted in touchdowns and was the leader of an offensive line that allowed just 22 sacks in 482 passing plays. Marten allowed only 1.5 sacks and no quarterback pressures, helping Boston College go 10-3, including a win over Navy in the Meineke Car Care Bowl in Charlotte, N.C.

2005: As a fourth-year junior, Marten started all

12 games at left guard and earned second-team All-Atlantic Coast Conference honors. He allowed only 1.5 sacks and three quarterback pressures and made 71 knockdowns. Seven of his blocks led to a touchdown. He helped the offense lead the ACC with 387.7 yards-per-game and 25.8 points-per-game. The offensive line ranked 12th in the nation with 15 sacks allowed (1.25 per-game).

2004: As a sophomore, Marten started all 12 games at left guard and helped three Eagles running backs rush for 100 or more yards in a game. The Eagles offense finished with 4,625 yards, or 385.4 yards per game. Marten had 56 knockdowns and seven blocks that led to a touchdown.

2003: As a second-year freshman, Marten played in all 13 games, helping quarterback Paul Peterson pass for 2,594 yards. He made his first collegiate start at right tackle against Colorado State in the San Francisco Bowl. Marten redshirted as a true freshman in 2002.

PERSONAL: Marten attended Brebeuf Jesuit (Indianapolis, Ind.) High School, where he earned 2001 All-Midwest honors from Super Prep and Prep Star. A two-time All-State Class 3A and All-County choice, he was also named to the Indiana Football Coaches' Top 50 in 2001 and was a member of the North-South All-Star team. A team captain in football, he also competed on the Braves' basketball team and track and field team. In 2000, he helped the basketball team win the Indiana State Class 3A title in 2000. In track, he competed in the discus and was a team captain as a senior. Marten earned his bachelor's degree in finance and marketing from the Carroll School of Management at Boston College in May 2006 and is pursuing a master's degree in administrative studies at the Woods College of Advancing Studies. He was the 2005-06 recipient of the John F. Walsh Family Football Scholarship.

MARTEN'S BOSTON COLLEGE TOTALS

GAMES/STARTS: 2003 (13/1), 2004 (12/12), 2005 (12/12), 2006 (13/13). Totals - 50/38.



Mat McBriar

Punter

FA for '04

6'11"

224

7/8/79

Hawaii

NFL: 4th Year

Cowboys: 4th Year

PRO: An undrafted rookie free agent in 2003, McBriar has become one of the NFL's premier punters in just three seasons. Last season, he became the third Cowboys punter to make the Pro Bowl, joining Sam Baker in 1963 and Ron Widby in 1971. He led the NFL last season with a 48.2-yard gross punting average, tied for fifth-best in NFL history. He broke Baker's team record of 45.4 yards-per-punt, set in 1962, and became the first punter to average over 48 yards-per-punt since Yale Lary of the Lions in 1963. McBriar is adept at pinning opponents inside the 20 with high kicks that allow little room for return, but he is at his best when he has to kick near the Dallas end zone. McBriar has made 212 consecutive regular season punts without being blocked, the third-longest streak in club history. Danny White holds the club record of 341 consecutive punts, followed by John Jet's 253. A free agent in 2004, McBriar was invited to the Cowboys training camp and joined the competition for the punting job. He won the job and finished the year with a 42.4-yard gross punting average, the highest by a Cowboys punter in four years. He continued to punt well in his second season, posting a 37.1 net average, the best by a Dallas punter in over 10 years. McBriar's upside remains high, considering he began kicking in the United States seven years ago after playing football in Australia. A product of the University of Hawaii, he entered the NFL as a rookie free agent with the Denver Broncos in 2003 but was traded to Seattle during training camp. He punted in one preseason game for the Seahawks before being released before the start of the 2003 season.

2006: Saying McBriar broke out in 2006 would be an understatement. He made the Pro Bowl after posting an NFL-best 48.2-yard gross punting average, tying Sammy Baugh's 1942 average for the fifth-best in NFL history. McBriar's average trailed only Sammy Baugh's 51.4 in 1940, Yale Lary's 48.9 in 1963, Baugh's 48.7 in 1941, and Lary's 48.4 in 1961. It also set a club record, breaking the previous mark of 45.4, set by Sam Baker in 1962. McBriar's 38.6-yard net average was fourth-best in the NFL in 2006 and the fourth-best ever by a Dallas punter. It was also the best net average by a Dallas punter since Baker's 40.6 in 1963. McBriar became just the third Cowboys punter to make the Pro Bowl, joining Baker in 1963 and Ron Widby in 1971. McBriar was also a second-team All-Pro choice by The Associated Press and a first-team All-NFC pick by the Pro Football Writers. Twenty-seven of his 56 punts in 2006 went 50 or more yards, including seven that went 60 or more yards. McBriar also made 15 punts that were downed inside the opponents 20-yard line, and his 75-yard punt against Houston (10/15) was the longest in the NFL in 2006. In the season opener at Jacksonville (9/10), McBriar

had a 53.2-yard gross average on five punts, a then career-high and the fourth-best average in a game in club history. He finished the game with a 43.2-yard net average, posting kicks of 61, 36, 51, 56, and 62 yards. The 62-yard punt was from the Dallas end zone and, following a four-yard loss on the return, resulted in a 66-yard net kick. In the home-opening win over Washington (9/17), he averaged 49.0 yards on seven punts, with a net average of 39.4. Two of his punts landed inside the 20, and four went over 50 yards, including a 61-yarder. In the win at Tennessee (10/1), he had a career-low one punt that went for 40 yards and a fair catch at the Titans seven-yard line. In the loss at Philadelphia (10/8), McBriar had a 52.5-yard average on six punts, including punts of 57, 58, 55, and 61 yards. It was the second-best game average of his career. He also had his first NFL rush, and fumble, when the first punt snap of the game went through his hands and was recovered by the Eagles. In the Texas Stadium win over Houston (10/15), he set a club record with a 56.8-yard average on four punts - 47, 75, 56, and 49 yards - and had a career-high 46.0 net average. His 75-yard punt went out of bounds at the Houston two-yard line and was tied for the second-longest punt in club history. Ron Widby holds the team record, an 84-yard punt at New Orleans on Nov. 3, 1968. Two of McBriar's four punts against the Texans were downed inside the 20. In the Monday night loss to the N.Y. Giants (10/23), he had a 41.0-yard average on three punts, including a 53-yard punt that pinned the Giants at their own 11-yard line. In the Sunday night win at Carolina (10/29), McBriar averaged 48.3 yards on four punts. Two were downed inside the 20, including one that was muffed and recovered by Carolina at their own two-yard line. He had a setback at Washington (11/5), averaging just 43.0 yards on five punts, with two touchbacks and a net of 25.0 yards. In the following week's win at Arizona (11/12), McBriar had a season-high 58.0-yard gross average and tied his season-high with a 46.0-yard net average on two punts. One of the punts landed inside the 20. In the victory over previously undefeated Indianapolis (11/19), McBriar earned NFC Special Teams Player of the Week honors after posting a 46.7-yard average on three punts, including two inside the 20-yard line. He posted a net average of 40.0 yards-per-punt, and the Colts didn't have any punt-return yards. Indianapolis average starting position after a punt was the 14-yard line. McBriar's first punt went 36 yards and was downed at the Colts 11-yard line. His next punt went 41 yards, and the Colts started at their own 12. His final punt went 63 yards, his longest of the game. In the Sunday night loss to New Orleans (12/10), he punted four times for a 40.8-yard gross average and a 41.3-yard net average. In the playoff-clinching victory at Atlanta (12/16), he

had a 53.0-yard average on three punts and a net average of 52.0 yards. All three of his kicks went at least 50 yards, including a 57-yarder that went for a fair catch at the 14-yard line. He also had a 52-yard punt that was returned to the eight-yard line in the Christmas Day loss to Philadelphia (12/25), two of his three punts went for 50 or more yards, including one that was downed at the Eagles 11-yard line. In the season-ending loss to Detroit (12/31), he averaged 51.5 yards on two punts, but his net average was only 15.5 yards because of poor coverage. In his NFL postseason debut at Seattle (1/6), he averaged 48.4 yards on five punts, the highest punting average in a playoff game in team history. He had a 62-yard punt in the fourth quarter, the second-longest punt in Cowboys postseason history.

2005: McBriar finished his second season in Dallas with a 42.5-yard average on 81 punts, which ranked eighth in the NFC and 20th in the NFL. His 37.1-yard net average was fourth-best in the NFC, 12th-best in the NFL, and the best by a Dallas punter since 1993. It was only the fourth time since 1969 that a Dallas punter had a net average over 37 yards. Eighteen of his 81 punts were downed without a return, the second-best total in the NFL. He also had success pinning opponents deep in their own territory. He tied for second in the NFC and was fifth in the NFL with 28 punts that were downed inside the 20-yard line, tying Mike Saxon for the second-best total in club history. In the home opener against Washington (9/19), he had a 48.2-yard average on six punts and a 40.0-yard net average. Three of his six punts landed at or inside the Redskins 10-yard line. The following week at San Francisco (9/25), he finished with a 42.0-yard average on three punts despite two low snaps and the coverage team's inability to down a ball inside the five-yard line. At Oakland (10/2), he averaged 44.8 yards on five punts, including kicks of 56 and 55 yards. He also had a 44-yard punt to the Oakland eight-yard line, and it was returned just one yard. Against the N.Y. Giants (10/16), he had a 40.3-yard net average on three punts, including two downed inside the 20. His other punt was a 51-yarder from the Dallas one-yard line. McBriar tied a career-high with nine punts at Seattle (10/23), and five were downed inside the Seahawks 20-yard line, a team record. Against Arizona (10/30), he had a 53.3-yard average on three punts - 55, 53, and 52 yards. He also made his first special teams tackle of the season. At Philadelphia (11/14), he tied his career-high with nine punts for a 42.7-yard average. Two of the punts pinned the Eagles inside their 20-yard line. In the fourth quarter, he had punts of 56, 62, and 52 yards as Dallas fought back to win, 21-20. Against Detroit (11/20), he had a 34.3-yard net average on three punts, all of which landed inside the Lions 20-yard line. Detroit's Eddie Drummond was limited to one return for -6 yards. McBriar had a season-high 42.0-yard net average on five punts against Denver (11/24). Two were downed inside the 20, including one at the two-yard line. McBriar also had a 50-yard punt from the Cowboys end zone that went for a fair catch. At the N.Y. Giants (12/4), McBriar had a 39.1-yard net average on seven punts, including three that were downed inside the Giants 20-yard line. Against Kansas City (12/11), he had four punts for a 44.3-yard average, including a 52-yard punt that was downed at the 12-yard line. He also had a 51-yard punt to the 11-yard line, and it

was returned to the Chiefs six-yard line for a five-yard loss. At Carolina (12/24), he averaged a season-best 48.6 yards on seven punts, including one for a season-long 63 yards. He also had punts of 53, 52, and 51 yards.

2004: After a slow start, McBriar came on strong over the final three months of his rookie campaign and finished with a 42.4-yard gross average on 75 punts and a 35.1-yard net average. Twenty-two of his punts were downed inside the 20-yard line. His 42.4-yard gross average was the highest by a Cowboys punter since 2000, when Micah Knorr posted a 42.8-yard average. McBriar made his NFL debut in the season opener at Minnesota (9/12) and averaged 32.7 yards on three punts, including two that were downed inside the 20-yard line. The following week against Cleveland (9/19), he posted a 39.7-yard average on three punts. Two were downed inside the 20, including one at the one-yard line, which led to a safety when the Browns were called for holding in the end zone. He had eight punts for a 39.3-yard average at Washington (9/27). He averaged a career-high 50.3 yards on four punts against Pittsburgh (10/17), with a career-high 45.0-yard net average. It was the best gross and net average by a Dallas punter since Oct. 24, 1999, when Toby Gowin had a 53.3-yard gross average and a 45.3-yard net average. At Green Bay (10/24), McBriar had a 36.4-yard net average on five punts, including two that were downed inside the 20. None of his punts were returned. He had two 50-yard punts against Detroit (10/31), including one that went for a fair catch at the 13-yard line. Two of his four punts were downed inside the 20-yard line at Cincinnati (11/7), where he averaged 48.0 yards. He had seven punts for a 44.1-yard average against Philadelphia (11/15), including a 57-yard punt and a career-long 68-yard punt, the longest since Gowin's 72-yard punt against Chicago on Sept. 28, 1997. He also pinned the Eagles inside their own 20-yard line three times. He had a career-high nine punts against Chicago (11/25) on Thanksgiving Day, averaging 43.1 yards-per-punt. He had four consecutive punts of 50 or more yards in the first and second quarters and finished with five punts over 50 yards. Against New Orleans (12/12), he had a 49.0-yard gross average and a 37.4-yard net average on five punts. He also made his first career special teams tackle. Against Washington (12/26), he made his second special teams tackle in three weeks, preventing a touchdown by forcing Antonio Brown out of bounds at the Cowboys 23-yard line. The defense then held the Redskins to a field goal, and Dallas won, 13-10.

2003: McBriar signed with the Denver Broncos as a rookie free agent and made six punts for a 41.5-yard average in the preseason. On Aug. 22, he was traded by Denver to the Seattle Seahawks for a conditional draft pick. He averaged 44.8 yards on five punts in his lone preseason game with Seattle. He was released Aug. 31 and spent the fall out of football.

COLLEGE: McBriar was the Hawaii Rainbows punter for three years, averaging 42.2 yards on 131 career punts, including 32 that were downed inside the 20-yard line. He earned All-Western Athletic Conference honors as a senior after averaging 44.8 yards on 48 punts (2,148 yards). Twelve of his punts were downed inside the 20-yard line. As a junior, he earned second-team All-WAC honors after averaging 43.4 yards on 40

punts, with 10 that were downed inside the 20-yard line. He began his college football career in 2000, punting 43 times for 1,647 yards (38.3 yards-per-punt), including 10 punts that were downed inside the 20. He attended Deakin University in Australia for three semesters before moving to Hawaii.

PERSONAL: McBriar graduated from Brighton Grammar School in Melbourne, Australia, in 1997 and earned full color (lettered) four times in football and rowing. He credits former San Diego Chargers punter Darren Bennett for helping him pursue a college football career. Bennett introduced him to Hawaii head coach June Jones, and McBriar later stayed with Bennett in San Diego after being released by Seattle in 2003. McBriar is the second Australian to play for the Cowboys, joining former punter/kicker Colin Ridgway (1965), and just the fourth Australian to

play in the NFL, joining Bennett, Ridgway, and defensive tackle Colin Scotts, who played for the St. Louis Cardinals in 1987. McBriar has become active in the Dallas-Fort Worth community since joining the team. He has attended the MDA Muscle Team Bash, hosted by former Cowboy and FOX Sports announcer Daryl Johnston, and the Taste of the NFL: The Ultimate Dallas Cowboys Tailgate Party, hosted by teammate La'Roi Glover and Abacus restaurant to benefit the North Texas Food Bank. In the 2007 offseason, he joined several teammates and attended the club's annual NFL Draft Day Fan Appreciation Party to sign autographs and thank the many Cowboys for their support. McBriar also annually participates in the team's support of The Salvation Army Angel Tree Program providing Christmas gifts for underprivileged children in the Dallas-Fort Worth area.

McBRIAR'S COWBOYS TOTALS

Year Team	GP-GS	No	Yds	PUNTING				TB	In 20	Long	Blk
				Avg	Opp Ret	Yds	Net				
2004 Dallas	16-0	75	3,182	42.4	39	410	35.1	7	22	68	0
2005 Dallas	16-0	81	3,439	42.5	33	250	37.1	9	28	63	0
2006 Dallas	16-0	56	2,697	48.2	31	334	38.6	10	22	75	0
Totals	48-0	212	9,318	44.0	103	994	36.8	26	72	75	0

Playoffs

2006 Dallas	1-0	5	242	48.4	3	13	41.8	1	0	62	0
-------------	-----	---	-----	------	---	----	------	---	---	----	---

ADDITIONAL STATISTICS

Special Teams Tackles – 2004 (2-0-2), 2005 (0-1-1).

Total (2-1-3).

Passing – 2004 (0-of-1).

Fumbles (fumbles/lost) – 2004 (1/0).

Rushing – 2006 (1 carry, 0 yards)

SINGLE-GAME BESTS

Punts – 9 vs. Chicago, 11/25/04, @ Seattle, 10/23/05 and @ Philadelphia, 11/14/05.

Gross Avg – 56.8 vs. Houston, 10/15/06

Net Avg – 46.0 vs. Houston, 10/15/06

Most Punts Inside the 20 – 5 @ Seattle, 10/23/05

Long Punt – 75 vs. Houston, 10/15/06



Pat McQuistan



Tackle

D-7a for '06
(211th overall)

6'6"	311	4/30/83	Weber State
------	-----	---------	-------------

NFL: 2nd Year

Cowboys: 2nd Year

PRO: Despite playing just two seasons of college football, McQuistan was selected by the Cowboys in the seventh round (211th overall) of the 2006 NFL Draft. He played alongside his twin brother, Paul, on the offensive line at Weber State, and was also drafted in 2006, in the third round by Oakland. Pat will provide depth at tackle, as he is still a work in progress. He will continue to learn from some of the best in Pro Bowler Flozell Adams, and former first-round draft picks Leonard Davis and Marc Colombo. He will also try to transfer some of those lessons to the playing field this year.

2006: McQuistan made the active roster out of training camp as a backup tackle to Flozell Adams. He made two starts in the preseason when Adams was out with a bruised calf. He was inactive the first 15 games of the regular season and made his NFL debut against Detroit (12/31),

playing mostly on special teams. He also played on special teams in the wild card game at Seattle (1/6/07).

COLLEGE: McQuistan played in all 11 games in 2005, helping the Wildcats go 6-5 after they went 1-10 in 2004. The offense averaged 381.2 yards-per-game and finished with 2,466 passing yards and 1,727 rushing yards. McQuistan played in 10 games in his first season at Weber State, at tackle and guard. He enrolled at Weber State during the summer and sat out the 2003 season as an academic redshirt. He originally signed to play at Weber State in February 2002 along with his brother, Paul, but was declared academically ineligible. He enrolled at Edmonds Community College and played baseball for one season.


PERSONAL: McQuistan attended Lebanon, Ore., High School, where as a senior he earned

second-team All-Valley League honors as a defensive lineman and honorable mention All-Valley League as an offensive lineman and punter. As a member of the 2006 Dallas Cowboys Rookie Club, a program designed to introduce rookies to community service in the Dallas area, McQuistan participated in monthly charity visits to non-profit organizations. Rookie Club community activities included visits and volunteer work at the Irving Library to recognize Hispanic Heritage Month, United Way Hometown Huddle events to refurbish a greenhouse at a Dallas high school and emphasize the importance of physical activity at an Arlington childcare center, serving a Thanksgiving meal to those in need at The Salvation Army and taking part in the team's annual participation in the Salvation Army's Angel

Tree program that provides gifts to those in need during the Christmas holiday. He also participated in the team's support of The Salvation Army Angel Tree Program providing Christmas gifts for underprivileged children in the Dallas-Fort Worth area. Additionally, during the 2007 offseason, he joined several teammates to attend and support the Taste of the NFL: The Ultimate Dallas Cowboys Tailgate Party co-hosted by teammates DeMarcus Ware and Marcus Spears which benefits The North Texas Food Bank in Dallas, Texas. He was a business major at Weber State. His twin brother, Paul, was selected in the third round (69th overall) by the Oakland Raiders. Paul and Pat are the youngest of seven children. Their brother David is an airman who is stationed in Iraq.

McQUISTAN'S COWBOYS TOTALS

GAMES/STARTS (regular season, playoffs): 2006 (1/0, 1/0).



Jim Molinaro



Tackle

FA for '07

6'6"

319

4/27/81

Notre Dame

NFL: 4th Year

Cowboys: 1st Year

PRO: A fifth-round pick by the Redskins in 2004, Molinaro was signed by the Cowboys on March 21, 2007. He has experience playing tackle and guard, and his 6-6, 319-pound frame matches up with the Cowboys mammoth line, which includes Leonard Davis, Flozell Adams, Andre Gurode, and Marc Colombo. Molinaro has played in 14 games in his career but just one in the 2006 season.

2006: Molinaro was inactive for nine of the first 11 games and did not play until the game against Philadelphia (12/10), where he was a reserve lineman and played on special teams. Molinaro was active but did not play the following week at New Orleans (12/17). He was inactive for the final two games of the regular season.

2005: He was inactive the first seven weeks of the season before playing against Philadelphia as a reserve. Molinaro was active but did not play the next three games. He returned to action for two road games, at St. Louis and Arizona. Molinaro was active but did not play in the final three games of the regular season.

2004: Drafted by the Redskins in the fifth round (180th overall), Molinaro played in 11 games as a rookie, mostly on special teams and as a backup tackle. Molinaro made his NFL debut against Tampa Bay (9/12), which marked head coach


Joe Gibbs return to the Redskins sideline. The line helped running back Clinton Portis rush for 148 yards in Washington's 16-10 win. In a 31-7 win over the N.Y. Giants, Molinaro also played several snaps, helping the offense gain 379 total yards.

COLLEGE: After three years of bouncing back and forth from offense to defense, Molinaro found his niche at tackle and started every game for Notre Dame as a senior in 2003. Molinaro graded at 83.1 percent for blocking consistency and made 104 knockdowns. Molinaro was named All-Independent as a senior and was a "Super Sleeper" selection by *The NFL Draft Report*. As a junior, Molinaro played in all 12 games, starting two at offensive tackle. Molinaro was also a regular contributor on special teams. He played in six games in 2001, mostly on special teams and right tackle, and as a redshirt freshman in 2000, he played mostly at defensive tackle.

PERSONAL: At Bethlehem Catholic High School in Bethlehem, Pa., Molinaro was a *USA Today* honorable mention All-American and one of five finalists for Pennsylvania Lineman of the Year as a senior in 1998, when he made 46 tackles and 2.5 sacks. He was a first-team big school All-State pick by The Associated Press in 1997 and 1998.

MOLINARO'S NFL TOTALS

GAMES/STARTS (regular season, playoffs): 2004 (11/0 - Wash.), 2005 (3/0 - Wash.), 2006 (1/0 - Wash.). Totals - 15/0



41

Terence Newman

Cornerback

 D-1 for '03
(5th overall)

5'11"

181

9/4/78

Kansas State

NFL: 5th Year

Cowboys: 5th Year

PRO: After joining the Dallas Cowboys in 2003, Newman has established himself as one of the top young corners in the league. As a rookie, he earned All-Rookie honors after tying for the league lead among rookies in interceptions. He was also named as an alternate to the Pro Bowl. In his second season, Newman became the first player since Everson Walls in 1981-82 to lead the team outright in interceptions in consecutive seasons. Newman had another productive season in 2005 as he became known as a shutdown corner. He also posted a career-high 15 passes defended and finished tied for second on the team with three interceptions. Newman was rarely challenged in the passing game in 2006 as he continues to anchor the Dallas secondary.

2006: Newman had another solid season in pass coverage and run support. He ranked sixth on the team with 66 tackles and third on the team with 12 passes defended. He also was a dangerous punt returner, ranking fifth in the NFC and 12th in the NFL with a 10.1-yard average on 20 returns. In the home-opening win over Washington (9/17), he made two tackles, and the Redskins had no touchdowns. The Redskins wide-receiver trio of Santana Moss, Antwaan Randle-El, and Brandon Lloyd was limited to three receptions for 16 yards until the game was out of reach in the middle of the fourth quarter. Newman also returned punts for the first time in 2006, gaining 40 yards on three returns (13.3 yards-per-return). In the win at Tennessee (10/1), he made two tackles, and the Titans wide receivers were limited to five receptions for 31 yards. He also had two punt returns for 21 yards, including a season-best 20-yarder, to set up short touchdown drives of 55 and 44 yards. In the Texas Stadium victory over Houston (10/15), he had one pass breakup and helped limit wide receivers Andre Johnson and Eric Moulds to 9.2 yards-per-catch. The Texans were limited to 3-of-13 on third down. In the Monday night loss to the N.Y. Giants (10/23), Newman made his only interception of the season, picking off Eli Manning in the end zone. Newman also finished second on the team with a season-high eight tackles, helping to limit Manning to a 46.2 percent completion rate. In the Sunday night win at Carolina (10/29), he made four tackles and helped limit wide receivers Steve Smith and Keyshawn Johnson to seven receptions for 74 yards. The Panthers were limited to 128 net passing yards. Newman also split time with Patrick Crayton on punt returns and made two returns for 16 yards. In the win over previously undefeated Indianapolis (11/19), Newman made three tackles, including one for a loss on a pass play, and broke up a pass. He helped limit the Colts to a season-low 14 points. In the Thanksgiving Day win over Tampa Bay (11/23), he had two tackles and helped limit the Bucs to 110 passing yards, a

season-best for the Dallas defense. He also had a 24-yard punt return to set up Dallas's first touchdown. In the last-minute win at the N.Y. Giants (12/3), Newman made six tackles and helped limit the Giants starting wide receivers, Plaxico Burress and Tim Carter, to eight catches for 64 yards (8.0 yards-per-catch). In the Sunday night loss to New Orleans (12/10), he tied for the lead among defensive backs with seven tackles and added a pass breakup. In the playoff-clinching win at Atlanta (12/16), he made five tackles and had a career-high four passes defended. In the Christmas day loss to Philadelphia (12/25), he made five tackles and broke up a pass, helping limit the Eagles starting wide receivers to six catches for 78 yards. In the season-ending loss to Detroit (12/31), Newman scored his first career touchdown, returning a punt 56 yards to give the Cowboys a 21-20 lead in the third quarter. It was the longest punt return of his career and the first punt return for a touchdown by a Cowboy since Nov. 22, 2001, when Reggie Swinton returned one 65 yards against Denver. In the wild card loss at Seattle (1/6/07), he was fourth on the team and first among defensive backs with six tackles. He also broke up a pass that was intercepted by Roy Williams.

2005: In his finest season so far as a pro, Newman finished third on the team with 70 tackles. He also led the team with a career-high 15 passes defended and tied for second with three interceptions. Newman was fifth on the team with three tackles for a loss. In the season-opening win at San Diego (9/11), he made five tackles and had a season-high two tackles for a loss, both on pass plays. He also broke up a pass, and the Chargers were limited to 188 net passing yards. In the Monday night loss to Washington (9/19), Newman was second on the team with six tackles and broke up two passes. He also made his fifth career interception against the Redskins in five career games. In the win at San Francisco (9/25), he was second on the team with six tackles and also broke up two passes. One of the pass breakups came on the 49ers final play, and Dat Nguyen intercepted it to seal the Cowboys 34-31 win. In the loss at Oakland (10/2), Newman made the defensive play of the game, catching Randy Moss from behind at the Dallas seven-yard line to save a touchdown and force a Raiders field goal. He finished with three tackles. In the divisional win over Philadelphia (10/9), Newman tied for the lead among defensive backs with three tackles and added a sack, his only one of the season and the second of his career. The Eagles entered the game as the top-ranked offense, but they were limited to 119 total yards, including 110 net passing yards. In the following week's overtime win over the N.Y. Giants (10/16), he made four tackles and helped limit the Giants to 1-of-11 on

third downs. In the last-minute loss at Seattle (10/23), he was second on the team with six tackles. He also broke up two passes and intercepted quarterback Matt Hasselbeck at the Dallas seven-yard line on the Seahawks opening drive. Later in the first quarter, he forced a Joe Jurevicius fumble following a reception, and the ball went out of bounds. The Seahawks, who entered the game as the NFL's top-ranked offense, were limited to one touchdown and 289 total yards, 118 below their season average. In the win over Arizona (10/30), he made three tackles and broke up a pass. The Cardinals were held to 142 net passing yards. In the Monday night win at Philadelphia (11/14), Newman made five tackles and a pass breakup. The Eagles were limited to 178 net passing yards and 8.7 yards-per-catch, and their wide receivers had just one catch over 10 yards, an 18-yard catch by Greg Lewis. In the victory over Detroit (11/20), Newman was second on the team with a season-high seven tackles, and he also broke up a pass. He helped limit the Lions to 169 net passing yards and 9.9 yards-per-reception. In the overtime loss to Denver (11/24) on Thanksgiving, Newman had four tackles and two takeaways that led to two Dallas touchdowns. His second-quarter interception was the first off quarterback Jake Plummer in 230 pass attempts. His fourth-quarter fumble recovery at the Broncos 10-yard line set up the tying touchdown. The Broncos were limited to 149 net passing yards, and their wide receivers had just six catches for 64 yards, including one catch, a 20-yarder, over 13 yards. In the following week's loss at the N.Y. Giants (12/4), he made one tackle and broke up a pass, helping limit wide receiver Amani Toomer to one reception for eight yards. Eli Manning completed just 12-of-31 passes for 152 yards with two interceptions and no touchdowns, the first time all season he had not thrown a touchdown. Newman also applied pressure on a blitz that resulted in Aaron Glenn's end zone interception in the second quarter. On special teams, Newman made a career-long 26-yard punt return, the club's best of the season. In the last-minute victory over Kansas City (12/11), he made five tackles and broke up a pass. He also lined up at wide receiver for a play to start the second quarter. In the loss at Washington (12/18), he had three tackles, a tackle for a loss, and a pass breakup despite suffering a blow to the head early in the game. In the big win at Carolina (12/24), he limited wide receiver Steve Smith to one catch for 18 yards before Smith was ejected midway through the third quarter. Newman finished with three tackles and two passes defended, giving him a career-high 15 for the season. In the season-ending loss to St. Louis (1/1/06), he made his fourth six-tackle game of the season and helped limit the Rams to 147 net passing yards. Wide receivers Torry Holt and Isaac Bruce were limited to five catches for 48 yards. Newman also made his first career carry, gaining four yards on an end around, and returned three punts for 13 yards.

2004: Newman struggled early in his second season, but he finished strongly. He made a team-high 13 pass deflections and ranked fourth on the team with 66 tackles. He also led the team with four interceptions, becoming the first player since Everson Walls in 1981-82 to lead the team outright in interceptions in consecutive seasons. He opened the season at Minnesota (9/12) with

three tackles. The following week against Cleveland (9/19), he made his first interception of the season and helped limit the Browns to 66 net passing yards. Their starting receivers were held to four catches for 50 yards. Newman also made his first career punt return, a seven-yard return in the third quarter. He was second on the team with 10 tackles at Washington (9/27), and he led the team with a career-high 13 tackles against Pittsburgh (10/17). He had a season-high two pass breakups against Detroit (10/31) and two pass breakups and four tackles at Cincinnati (11/7). The following week against Philadelphia (11/15), Newman finished with five tackles, including his first tackle for a loss. At Baltimore (11/21), he made four tackles and his first career forced fumble, which ended a Ravens drive at the end of the first half. On Thanksgiving Day against Chicago (11/25), he made his second interception of the season, picking off Jonathan Quinn in the fourth quarter and returning it 11 yards to the Bears 42-yard line to set up the Cowboys final touchdown. The Bears were limited to 91 net passing yards. At Seattle (12/6), Newman made eight tackles, broke up a pass, and forced a fumble in the second quarter. Lynn Scott recovered the fumble and returned it 26 yards to set up Dallas on the Seattle 39-yard line. Dallas scored a touchdown, which made the score 14-12. At Philadelphia (12/19), Newman made two tackles, broke up two passes, and made his third interception of the season. He limited wide receiver Terrell Owens to two catches for 24 yards before Owens injured his ankle in the third quarter. Eagles receivers finished with four catches for 58 yards, and quarterback Donovan McNabb, who entered the game third in the NFL with a 107.2 passer rating, was limited to a 62.0 rating and threw two interceptions. Newman made three tackles and his fourth interception of the season against Washington (12/26), helping limit the Redskins to 149 passing yards. Newman closed the season at the N.Y. Giants (1/2/05) with one tackle, and the Giants finished with only 137 net passing yards.

2003: Newman, the second consecutive Jim Thorpe Award winner draft pick (Roy Williams - 2001), became just the third rookie cornerback in club history to start a season opener. He finished the season with four interceptions, which was first on the team, tied for tenth in the NFC, and tied for first among NFL rookies. He was also second on the team with 14 passes defended. Newman finished fifth on the team with 80 tackles, becoming the fifth Cowboys cornerback to make 80 or more tackles since 1979, when the team began tracking tackles. He also finished second on the team with six tackles for a loss. He helped the Dallas defense jump from 18th in the league in 2002 to first after it allowed 75 fewer yards-per-game. Dallas was the only team in the league that allowed a completion percentage below 50 percent. In the season opener against Atlanta (9/7), Newman made five tackles. Along with Mario Edwards, he helped limit the Falcons wide receivers to six catches for 89 yards, including two catches for 30 yards by Peerless Price. At the N.Y. Giants (9/15), Newman made his first career interception, picking off a second-quarter pass intended for tight end Jeremy Shockey at the Cowboys 20-yard line. He also tied for second on the team with five tackles and broke up a season-high three passes. At the N.Y.

Jets (9/28), he made four tackles and helped limit the Jets starting wide receivers – Curtis Conway and Wayne Chrebet – to six catches for 61 yards (10.2 yards-per-catch). Against Arizona (10/5), Newman made his first career sack when he ran Jeff Blake out of bounds on a scramble. The Cardinals were limited to 119 net passing yards, including four catches for 39 yards by their starting wide receivers. In the Cowboys 23-21 win against Philadelphia (10/12), Newman made four tackles, helping limit the Eagles to 115 net passing yards, including just four catches for 42 yards by their three wide receivers. Newman then broke up two passes at Detroit (10/19) and helped hold the Lions to 74 net passing yards, including just two catches for 30 yards by the Lions wide receivers. At Tampa Bay (10/26), the Dallas defense limited the Bucs to 133 net passing yards. Against Washington (11/2), Newman helped limit starting wide receivers Laveranues Coles and Rod Gardner to five catches for 41 yards (8.2 yards-per-catch), and the Redskins finished with 124 net passing yards. Against Buffalo (11/9), Newman made five tackles and broke up a pass, and starting receivers Eric Moulds and Josh Reed were held to nine catches for 62 yards (6.9 yards-per-catch), including a long of 11 yards. The Bills finished with 85 net passing yards. Newman was second on the team with seven tackles and helped limit quarterback Jake Delhomme to 9-of-24 passing (37.5 percent) in the Cowboys 24-20 win over Carolina (11/23). Four days later, he made a season-high eight tackles against Miami (11/27) on Thanksgiving Day. Newman also recovered a Ricky Williams fumble at the Dallas 28-yard line. The following week at Philadelphia (12/7), he tied for the team lead with seven tackles. At Washington (12/14), he earned NFC Defensive Player of the Week honors after tying a team record with three interceptions, becoming the fourth player and first rookie to have three interceptions in a game. The first interception came at the Dallas seven-yard line. He returned the second interception 25 yards, to the Redskins nine-yard line, to set up a Dallas touchdown. The third interception led to a Dallas field goal. He also made six tackles, helping limit Washington to 161 total yards, including 55 passing yards, the lowest total by a Cowboys opponent since Nov. 11, 2001, at Atlanta. Washington wide receivers were held to four catches for 29 yards, including none by Coles. In the regular season finale at New Orleans (12/28), Newman made six tackles, including one of running back Deuce McAllister that resulted in a three-yard loss on third-and-goal from the three-yard line. The Saints settled for a field goal. Newman made five tackles at Carolina (1/3/04) in his postseason debut.

COLLEGE: A consensus All-America selection as a senior cornerback, Newman was also an honorable mention All-America kickoff returner. He became the first player in school history to win the Jim Thorpe Award and was a finalist for the Bronco Nagurski Award. He was an All-Big 12 Conference first-team choice and Big 12 Defensive Player of the Year in 2002, when he became the second player in school history to score a touchdown on a kickoff and punt return in the same season. In 48 collegiate games, he made 133 tackles, 10 interceptions, 32 pass deflections, and two forced fumbles. His 10 interceptions tied for sixth on the school's career list.

He also gained 834 yards with one touchdown on 32 kickoff returns (26.1 yards-per-return) and 417 yards with three touchdowns on 27 punt returns (15.4 yards-per-return). As a senior, he made five interceptions and 14 pass deflections. Newman also played wide receiver, catching four passes for 98 yards (24.5 yards-per-catch) and a touchdown. A consensus All-Big 12 Conference second-team selection as a junior, Newman ranked fifth in the Big 12 and 16th in the nation with 19 passes defended. He also made three interceptions and blocked two kicks. Newman has outstanding speed as well, running a 40-yard dash in 4.37 seconds. On the track in the spring, Newman defended his Big 12 outdoor title in the 100 meters and reached the NCAA semifinals. Along the way, he broke his outdoor school record in the 100 meters with a time of 10.20 seconds. He also finished second in the 200 meters at the Big 12 meet with a time of 21.42. Newman earned his first All-America honor by finishing fifth in the 60 meters at the NCAA Indoor Championship with a time of 6.67. He was the Big 12 indoor champ in the 60 meters with a time of 6.65 seconds in the finals and ran a school-record 6.62 seconds in the preliminary round. As a sophomore, Newman played in every game, including one start, and made 20 tackles and an interception, which he returned four yards. On the track, Newman won his first Big 12 outdoor title in the 100 meters, finishing in a school-record 10.22 seconds. At the 2001 NCAA Outdoor Nationals, Newman made the semifinals in the 100 meters. During the indoor season, Newman set two school records at the 2001 Big 12 Indoor Track and Field Championships, running a 6.67 in the 60-meter semifinals and a 21.20 in the 200. As a redshirt freshman, Newman played in every game, recording eight tackles and one interception.

PERSONAL: Newman attended Central High School in Salina, Kan., where he was an All-Class 5A selection. Coming out of high school, he was listed as one of the top 20 recruits in Kansas by First Down Recruiting. He lettered twice in football, three times in track, three times in basketball, and once in baseball. As a senior, he had 10 receptions for 251 yards and three touchdowns as a receiver and 45 tackles, five interceptions, and five pass deflections on defense. He also returned 13 punts for 271 yards (20.9 yards-per-return), including two for touchdowns. An outstanding track performer, Newman ran the 100 meters in 10.36 and the 200 in 21.6 entering his senior season. A business major at Kansas State, he participated in the "Breakfast Buddy" program in his hometown of Salina, which is similar to the nationwide Big Brothers/Big Sisters program. As a member of the Cowboys 2003 Rookie Club, which is designed to introduce rookies to community service in the Dallas area, Newman visited various non-profit organizations that serve children and adults. He worked with the ChildCareGroup, The Salvation Army, Children's Medical Center Dallas, and Kid's Cafe at The Voice of Hope Ministries. During the 2004 and 2005 offseasons, he was a celebrity escort at the Children's Cancer Fund Fashion Show. The event, annually co-chaired by former Cowboys quarterbacks Roger Staubach and Troy Aikman, raises over \$400,000 to help fund pediatric oncology research. Newman participated in the 2004 Rookie Club Alumni visit to ChildCare Group.

where the alumni rookie club members joined the 2004 rookies to carve pumpkins with 140 preschool children from low-income families. During the 2005 offseason, he participated in two fashion shows: the St. Valentine's Leukemia and Lymphoma Society Style Show and the Children's Cancer Fund Fashion Show and Luncheon, which was hosted by Aikman and Staubach. Newman and teammate Lousaka Polite have distributed bicycle helmets to underprivileged children in honor of Brain Awareness Week, hosted by UT Dallas during the past three offseasons, 2005-07. In 2004, 2005 and 2007, he attended the Stars of Texas: Racing Against the Odds fundraiser, hosted by local radio personality and newspaper columnist Randy Galloway at Lone Star Park. The fundraiser benefited the American Diabetes Association and helped raise over \$300,000. Newman has also been a fan favorite at the Cowboys annual NFL Draft Day party. He attended the party in 2004 and 2005 and signed autographs for fans. Newman also participates in the NFL Flag Football program in

Dallas for youths. He attends the kickoff events, spends time coaching the children, and signs autographs for the participants. During the 2005 holiday season, Newman participated in the team's annual support of The Salvation Army Angel Tree program, which provides Christmas gifts to children in need. Also during the 2006 holiday season, he attended the Mission Arlington Holiday Party for underprivileged children. Newman annually volunteers to serve an early Thanksgiving Day meal provided by the team to over 300 deserving Salvation Army clients during the holiday season. In the fall of 2006, he participated as a guest football instructor in the Cowboys/NFL Football 201 Workshop benefiting The Salvation Army and The Rise School. In April 2007, Newman joined teammates, Roy Williams, Tony Romo and DeMarcus Ware to attend a special celebration at Texas Stadium hosted by National Advisory Organizations Conference honorary chairs Gene and Jerry Jones for The Salvation Army delegates attending the international conference.

NEWMAN'S COWBOYS TOTALS


Year Team	GP-GS	DEFENSE						INTERCEPTIONS				FUMBLES REC							
		ST	AT	TT	Sks-Yds	Tkl/Ls	QB Prs	PBU	FF	No	Yds	Avg	Lg	TD	No	Yds	Avg	Lg	TD
2003 Dallas	16-16	69	11	- 80	1.0(0)	6(-15)	0	14	0	4	23	5.8	25	0	1	0	0.0	0	0
2004 Dallas	16-16	61	5	- 66	0.0(0)	2(-7)	0	13	2	4	31	7.8	21	0	0	0	0.0	0	0
2005 Dallas	16-16	55	15	- 70	1.0(-6)	3(-5)	0	15	1	3	16	5.3	12	0	1	0	0.0	0	0
2006 Dallas	16-16	54	12	- 66	0.0(0)	1(-1)	0	12	0	1	12	12.0	12	0	0	0	0.0	0	0
Totals	64-64	239	43	- 282	2(-6)	12(-28)	0	54	3	12	82	6.8	25	0	2	0	0.0	0	0
Playoffs																			
2003 Dallas	1-1	5	0	- 5	0.0(0)	0(0)	0	0	0	0	0	0.0	0	0	0	0	0.0	0	0
2006 Dallas	1-1	5	1	- 6	0.0(0)	0(0)	0	0	0	0	0	0.0	0	0	0	0	0.0	0	0
Totals	2-2	10	1	- 11	0.0(0)	0(0)	0	0	0	0	0	0.0	0	0	0	0	0.0	0	0

ADDITIONAL STATISTICS

Punt Returns - 2004 (2 for 13 yds., long 7); 2005 (10 for 55 yds., long 26); 2006 (20 for 202 yds., long 56); Playoffs - 2006 (1 for 17 yds., long 17). Total - 32 for 270 yds., long 56.
Rushing - 2005 (1 for 4 yds., long 4).

SINGLE-GAME BESTS

Tackles - 13 vs. Pittsburgh, 10/17/04
Solo Tackles - 13 vs. Pittsburgh, 10/17/04
Assisted Tackles - 3 @ Washington, 12/7/03 and @ N.Y. Giants, 12/28/04
Interceptions - 3 @ Washington, 12/14/03
Passes Defensed - 3 @ N.Y. Giants, 9/15/03 and @ Washington, 12/14/03



Terrell Owens

Wide Receiver

FA for '06

81

6'3"

218

12/7/73

Tennessee-Chattanooga

NFL: 12th Year

Cowboys: 2nd Year

PRO: One of the most prolific receivers in league history, Owens led the team with 85 receptions, 1,180 receiving yards, and an NFL-best 13 touchdown catches in 2006, his first season in Dallas. Through 11 seasons, he is 17th all-time in the NFL with 801 receptions, 16th all-time with 11,715 yards, just 120 yards behind Don Hutson in 15th and fourth all-time with 114 touchdown receptions, behind Jerry Rice (197), Cris Carter (130), and Marvin Harrison (122). Owens also has 74.1 receiving yards-per-game, seventh-

most in NFL history. Entering the 2007 season, he has made at least one reception in 152 consecutive regular season games, the second-longest active streak in the NFL, behind Marvin Harrison (171). His last game without a catch was Oct. 14, 1996, at Green Bay. With seven seasons with at least 1,000 receiving yards and five seasons with at least 80 receptions, Owens career has been filled with memorable single-game performances and milestones. On Dec. 17, 2000, Owens set an NFL record with 20

receptions against Chicago, breaking Tom Fears's 50-year-old record of 18. In 2004, Owens played for the Eagles in Super Bowl XXXIX just seven weeks after having ankle surgery. He had nine receptions for 122 yards. Owens is the second player in NFL history to finish six seasons with 13 or more touchdown receptions, joining Jerry Rice, who did it eight times. Owens also has 26 games with multiple touchdown receptions, trailing Jerry Rice (44), Cris Carter (29), Don Hutson (28), and Marvin Harrison (28). With 39 career 100-yard receiving games, he is fifth among active players, behind Harrison (59), Randy Moss (46), Torry Holt (43), and Isaac Bruce (42). Since the beginning of the 2000 season, Owens has been in the top five in receptions, receiving yards, and touchdowns, and he has led his team in receiving yards in each of the last seven seasons. On Dec. 31, 2006, he became the 17th player in NFL history to record 800 career receptions. He did it in his 158th career game, the third-fastest in NFL history, behind Harrison (131) and Rice (154). A durable player throughout his career, Owens has missed only eight games because of an injury. He signed with Dallas on March 18, 2006, after being released by Philadelphia, where he played for two seasons. He was acquired by the Eagles in a three-way trade involving Baltimore and San Francisco on March 16, 2003. A five-time Pro Bowler (2000-04) and five-time All-Pro selection (1998, 2000-02, 2004), Owens was a third-round draft pick (98th overall) out of Tennessee-Chattanooga in 1996 by San Francisco.

2006: Owens lived up to his billing in his first season with Dallas, leading the NFL with 13 touchdown receptions and leading the Cowboys with 85 catches and 1,180 receiving yards. His receptions were sixth-best in the NFC and 13th-best in the NFL, and his receiving yards were fifth-best in the NFC and ninth-best in the NFL. He tied Bob Hayes's 1966 mark for second-most touchdown receptions in a season in team history, one shy of Frank Clarke's club record of 14 in 1962. It marked Owens sixth season with 13 or more touchdown receptions. Along with wide receiver Terry Glenn (1,047 yards), the Cowboys had two 1,000-yard wide receivers in the same season for just the second time in club history. In 1979, Tony Hill (1,062 yards) and Drew Pearson (1,026 yards) accomplished the feat. Owens also became the fourth player in club history to make at least 80 receptions in a season. With 1,180 receiving yards, he recorded his seventh career 1,000-yard receiving season and the 19th in Cowboys history. Owens is the ninth Dallas receiver to have 1,000 receiving yards in a season, joining Frank Clarke (1 season), Bob Hayes (2), Lance Rentzel (1), Drew Pearson (2), Tony Hill (3), Michael Irvin (7), Raghib Ismail (1), and Terry Glenn (1). In the season opener at Jacksonville (9/10), he led the team with six receptions for 80 yards and a touchdown. Four of his six catches picked up a first down, including three on third down. He also drew a 31-yard pass-interference penalty. In the home-opening win over Washington (9/17), he had three catches for 19 yards, all on the club's first two scoring drives. In the fourth quarter, he fractured the fourth metacarpal in his right hand and had to leave the game. He underwent surgery Sept. 18 to insert a plate and screws in the hand. He returned to practice following the bye Sept. 28 and played in the Cowboys win at Tennessee

(10/1), catching five passes for 88 yards. In the loss at Philadelphia, he had three receptions for 45 yards. In the Texas Stadium win over Houston (10/15), he had five receptions for 45 yards and a team-high and career-high three touchdowns. It marked Owens 25th game with multiple touchdown receptions, the fourth-most in NFL history, and his fourth game with three. It was also the 13th time a Cowboys receiver had three touchdown receptions in a game. Bob Hayes owns the club record of four, which was set Dec. 20, 1970, against Houston. Owens was the first Cowboy with three touchdown receptions in a game since Terry Glenn, who did it at Detroit on Oct. 19, 2003. In the Monday night loss to the N.Y. Giants (10/23), Owens had a team-high six catches for 98 yards, including an eight-yard touchdown in the fourth quarter. In the loss, he reached 744 career receptions, passing Andre Rison for 21st all-time. He also reached 10,910 receiving yards, passing Gary Clark (10,856) and Keenan McCardell (10,909) for 17th all-time. In the Sunday night win at Carolina (10/29), quarterback Tony Romo's first start, Owens led the team with a season-high nine receptions for 107 yards, his first 100-yard game of the season and the 37th of his career. Six of his nine catches against the Panthers picked up a first down. He also added a two-point conversion on a pass from Romo. In the game, he moved past Michael Irvin and Charlie Joiner (750 receptions) for 19th all-time in receptions and became the 17th player in NFL history to record 11,000 receiving yards. In the following week's loss at Washington (11/5), Owens had seven receptions to lead the team for the third consecutive week. He was second on the team with 76 receiving yards and a touchdown. Five of his seven receptions went for a first down, including two on third down. In the win at Arizona (11/12), he led or tied for the team lead in receptions for the fourth consecutive week with five catches for 96 yards. He also had a 51-yard touchdown catch, which was then a season-high. His final reception of the game moved him past James Lofton for 18th all-time. In the victory over previously undefeated Indianapolis (11/19), he made four receptions for 70 yards. All four receptions picked up a first down, and Owens moved past Marshall Faulk (767 career receptions) for 17th all-time with 769. In the Thanksgiving Day win over Tampa Bay (11/23), Owens led the team with eight receptions and tied a season high with 107 receiving yards, his second 100-yard game of the season and the 38th of his career. He also made his 109th career touchdown reception. In the last-minute victory at the N.Y. Giants (12/3), he again led the team in catches, posting eight for 84 yards. Six of his receptions came on scoring drives, including three catches for 28 yards on the Cowboys fourth-quarter touchdown drive. In the Sunday night loss to New Orleans (12/10), he caught three passes for 56 yards, including a 34-yard reception for a touchdown. In the playoff-clinching win at Atlanta (12/16), Owens caught five passes for 69 yards, including touchdown receptions of seven and 51 yards in the first half. It was his second multiple-touchdown game of the season. All five of his receptions came on Dallas touchdown drives. His 51-yard touchdown reception put him over 1,000 receiving yards for the season. In the Christmas day loss to Philadelphia (12/25), he had two receptions for 23 yards, including a 14-yard touchdown

catch in the second quarter. In the season-ending loss to Detroit (12/31), Owens tied for the team lead with six receptions for a season-high 117 yards, including a season-long 56-yard touchdown. It marked his third 100-yard receiving game of the season and the 39th of his career. Glenn had 109 receiving yards, giving Dallas two 100-yard receivers in a game for the first time since Sept. 12, 2004, at Minnesota, when Antonio Bryant (eight catches for 112 yards) and Keyshawn Johnson (nine catches for 111 yards) did it. In the wild card loss at Seattle (1/6/07), he made two catches for 26 yards.

2005: Before being suspended following the seventh game of the season, Owens ranked third in the NFL with 47 receptions and 763 receiving yards and was tied for second with six touchdown receptions. He had four 100-yard receiving games and scored in five of the seven games. Owens opened the season with seven receptions for 112 yards at Atlanta (9/12). He made five receptions for 143 yards and two touchdowns against San Francisco (9/18), becoming the first Eagle since Harold Jackson in 1972 to start the season with two consecutive 100-yard receiving games. He also became the 24th player in NFL history to reach 10,000 receiving yards. Against Oakland (9/25), he had nine receptions for 80 yards and a touchdown, the 100th touchdown of his career. At Kansas City (10/2), Owens had 11 receptions for 171 yards, his highest totals as an Eagle, and also scored a touchdown. He made five catches for 50 yards at Dallas (10/9). Against San Diego (10/23), he made seven receptions, including the 100th touchdown of his career. In his final game as an Eagle, Owens made the longest reception of his career, a 91-yard touchdown reception, and finished with 154 receiving yards. The touchdown reception was the 101st of his career, moving him into fourth all-time. The following week, he was suspended by the team and deactivated for the final nine games of the season.

2004: In his first season as an Eagle, Owens posted several personal records despite missing the final two games of the season with an injury. He was named a Pro Bowl starter for the NFC team and also earned first-team All-Pro honors from The Associated Press, College and Pro Football Newsweekly, The Sporting News, Pro Football Weekly, and Football Digest. He finished the season with 77 catches for 1,200 yards and had 14 touchdown receptions, the third-most in the NFL in 2004 and the most in team history. He also had a career-best seven 100-yard games, including five straight. Both were Philadelphia records. Against the N.Y. Giants (9/12), in his Eagles debut, Owens tied a career-high with three touchdown receptions. Only two other players in NFL history have scored three touchdowns in their first game with a new team: Bobby Mitchell, who did it for Washington in 1962, and Anthony Allen, who did it for Washington in 1987. Owens finished with a season-high eight catches for 68 yards. At Detroit (9/26), he made six receptions for 107 yards and a touchdown, beginning a string of five straight games with over 100 receiving yards. The next week at Chicago (10/3), he tied his season-high with eight receptions for 110 yards and a touchdown, his fourth consecutive game with a touchdown reception. He had 123 receiving yards on four receptions against Carolina (10/17). At

Cleveland (10/24), he made four catches for 109 yards and two touchdowns, marking the first time in his career that he recorded four straight 100-yard games. Along with Todd Pinkston, who made six catches for 100 yards, they became the first Eagles to have 100 receiving yards in the same game since Calvin Williams and Fred Barnett against Denver on Sept. 20, 1992. The following week against Baltimore (10/31), he set an Eagles record by posting his fifth consecutive 100-yard receiving game, gaining 101 yards on eight receptions. Since 1970, only Michael Irvin and Isaac Bruce (both in 1995) have held longer streaks. Owens also scored the winning touchdown on an 11-yard catch and run. With three touchdowns at Dallas (11/15), he became the first player to post a touchdown reception in seven straight Monday Night Football games. With 15 touchdowns in 18 Monday Night games, he trails only Jerry Rice, who has 33 touchdowns in 44 games. Owens finished the game with six catches for 134 yards. Against Green Bay (12/5), Owens tied a season-high with eight receptions, set a season-high with 161 receiving yards, and scored a touchdown. Along with Brian Westbrook, who had 11 receptions for 156 yards, they became the second pair of Eagles to top 150 receiving yards in the same game. Tommy McDonald (four catches for 162 yards) and Timmy Brown (five catches for 199 yards) did it for Philadelphia at St. Louis on Dec. 16, 1962. The game marked Owens career-best seventh 100-yard receiving game of the season. Against Dallas (12/19), Owens had six receptions for 46 yards and suffered a fractured ankle in the third quarter on a tackle by Roy Williams. He missed the final two weeks of the season as well as the club's first two playoff games. He returned in Super Bowl XXXIX against New England (2/6/05) and made nine receptions for 122 yards.

2003: In his final year in San Francisco, Owens made his fourth straight Pro Bowl after posting 80 receptions for 1,102 yards and nine touchdowns. He finished second to Jerry Rice in five 49ers career records: total touchdowns (83), receptions (592), receiving yards (8,572), receiving touchdowns (81), and 100-yard receiving games (25). Owens opened the season with seven receptions for 112 yards against Chicago (9/7). He had a season-high eight receptions against Cleveland (9/21) for 90 yards. Against Tampa Bay (10/19), he led the team with six receptions for 152 yards, including a 75-yard touchdown catch. Against Pittsburgh (11/17) on Monday Night Football, Owens gained a season-high 155 receiving yards and tied a season-high with eight receptions, including a 61-yard touchdown catch. At Cincinnati (12/14), he had eight receptions for 127 yards and a touchdown.

2002: Despite missing the final two weeks of the regular season with a groin injury, Owens made his third straight Pro Bowl and was a consensus All-Pro selection after making a career-high 100 receptions for 1,300 yards and 13 touchdowns. He tied for fourth in the NFL in receptions, was eighth in the NFL in receiving yards, and led the NFL with 13 touchdown receptions. He also had five multiple-touchdown games and five 100-yard receiving games. At the N.Y. Giants (9/5), he caught four passes for 41 yards, including a long of 33 yards to put the team in position for the winning field goal. Against Washington (9/22), he recorded a career-long 38-yard touch-

down run and added two catches for 33 yards. At Seattle (10/14), he caught six passes for 84 yards and two touchdowns, including the winning 37-yard touchdown in fourth quarter. Against Arizona (10/27), he caught eight passes for 132 yards and two touchdowns, including a 61-yard catch in the second quarter. At Oakland (11/3), Owens gained a season-high 191 yards on 12 receptions, including three on the winning drive in overtime. The 12 receptions were the second-most in a game in his career. He led the team with seven catches for 51 yards against Kansas City (11/10) and added two rushes for 23 yards. At San Diego (11/17), Owens made seven receptions for 171 yards (24.4 yards-per-reception) and two touchdowns, including a season-long 76-yard touchdown in the third quarter. He had a season-high 13 receptions against Philadelphia (11/25) for 166 yards and two touchdowns. At Dallas (12/8), Owens had 12 catches for 123 yards and two touchdowns, including an eight-yard touchdown to win the game with 12 seconds left. His 11-yard reception on third-and-10 with 23 seconds remaining set up the winning score. The following week against Green Bay (12/15), Owens reached 100 receptions for the season when he made eight receptions for 75 yards, including a 45-yard touchdown in the third quarter. A groin injury sidelined him the final two weeks of the regular season, but he returned in the wild card game against the N.Y. Giants (1/5/03), setting postseason career-highs of nine receptions for 177 yards (19.7 yards-per-reception) and two touchdowns. His 76-yard touchdown reception in the first quarter was a postseason career-best and the second-longest scoring play in team postseason history. It was Owens's second postseason game with 100 receiving yards. Owens also completed his first career pass with a 25-yard completion to Tai Streets. In the NFC Divisional Playoff Game at Tampa Bay (1/12/03), he had four receptions for 35 yards.

2001: For the first time in his career, Owens played and started in every game, including the postseason. He made his second consecutive Pro Bowl and was a consensus first-team All-Pro selection. Owens finished with 93 receptions – fourth in the NFC and ninth in the NFL, 1,412 receiving yards – second in the NFC and third in the NFL, and a career-high 16 touchdowns, which led the NFL. Owens had six 100-yard receiving games and five multiple-touchdown games. Against Atlanta (9/23), Owens made a game-high seven receptions for 93 yards, including a 40-yard reception during the tying drive at the end of regulation. His diving touchdown catch at the N.Y. Jets (10/1) completed San Francisco's lone touchdown drive of the day. He finished the game with four receptions for 38 yards and also rushed once for four yards. He had his first 100-yard receiving game of the season against Carolina (10/7), when he made eight catches for 118 yards and two touchdowns. In the game, he surpassed 5,000 career receiving yards. At Atlanta (10/14), Owens posted season-highs with nine receptions for 183 yards and a career-high three touchdowns. He scored the tying touchdown with 17 seconds left in regulation and then made a 52-yard touchdown reception in overtime to win the game. All nine of his receptions came after halftime. Against Detroit (11/4), he made nine catches for 125 yards, including touchdown receptions of 30 and seven

yards. It was Owens third game of the season with multiple touchdown receptions. He made it four games the following week against New Orleans (11/11), when he had touchdown receptions of 25 and five yards. He finished with eight receptions for 100 yards. At Carolina (11/18), he made seven receptions for 99 yards, including a seven-yard touchdown to tie the game with one second left. The following week at Indianapolis (11/25), he led the team with six receptions for 103 yards and a touchdown. Playing with minor injuries to his foot and ankle, Owens caught six passes for 72 yards and a touchdown against Buffalo (12/2). He added four receptions for 64 yards, including a 32-yard touchdown reception against Philadelphia (12/22). In the regular season finale at New Orleans (1/6/01), he made touchdown receptions of 56 and 60 yards. In the wild card game at Green Bay (1/13), Owens made four receptions for 40 yards.

2000: Owens had a breakout season, ranking fifth in the NFL with 97 receptions and third in the NFC with a career-high 1,451 receiving yards. He was also third in the NFL with 13 touchdown receptions, including four multiple-touchdown games and five 100-yard receiving games. He also recorded his first career Pro Bowl and was named first-team All-Pro by The Associated Press. In the season opener at Atlanta (9/3), he recorded a team-high seven receptions for 72 yards and a touchdown. He then made a team-high six receptions for 106 yards and two touchdowns at Dallas (9/24). He was inactive against Arizona (10/1), but then made a team-high 12 receptions for 176 yards and two touchdowns against Oakland (10/8). He made eight receptions for 93 yards and two touchdowns at Green Bay (10/15) and six receptions for 96 yards and a touchdown at Carolina (10/22). His second 100-yard receiving day of season came against St. Louis (10/29), when he made eight receptions for 115 yards and two touchdowns, including a 53-yard catch and run. He played with an injured toe at New Orleans (11/5) and gained a team-high 97 yards on six receptions. Because of the toe injury, he did not start against Kansas City (11/12) and was limited to one catch for six yards. The 49ers deactivated him against Atlanta (11/19), but he returned at San Diego (12/3) and made four receptions for a team-high 93 yards. He then made six receptions for 129 yards, including a 69-yard touchdown catch, against New Orleans (12/10). Against Chicago (12/17), Owens made 20 receptions, breaking a 50-year-old record held by Tom Fears, and had a career-high 283 receiving yards and one touchdown.

1999: Owens started 14 games and finished the season with 60 receptions for 754 yards and four touchdowns. He also led the team with 12.6 yards-per-catch. He made five receptions for 76 yards at Jacksonville (9/12) and five receptions for 49 yards and two touchdowns against New Orleans (9/19). He made three receptions for 33 yards against Tennessee (10/3), including a 21-yard touchdown in the fourth quarter. At St. Louis (11/21), he made six receptions for 60 yards before leaving the game with a high ankle sprain. The injury kept him sidelined the following two weeks, but he returned at New Orleans (11/14) and made five receptions for 56 yards. Against St. Louis (11/21), he had the team's first 100-yard receiving game of the season, gaining 120 yards on six receptions. He then posted season-highs

of nine receptions and 145 yards at Cincinnati (12/5) and closed the season at Atlanta (1/3/00) with five receptions for 31 yards, including a four-yard touchdown.

1998: Owens earned All-Pro honors for the first time in his career after playing in 16 regular season games, including 10 starts, and finishing second on the team with 67 receptions. He tied Antonio Freeman for second in the NFL with 14 touchdown receptions, and among non-kickers, he ranked third in the NFC and fifth in the NFL with 92 points. He scored 10 touchdowns in his final eight games, including at least one touchdown in each of those games. He led the team with 16.4 yards-per-catch. In the season opener against the N.Y. Jets (9/6), he started and caught three passes for 60 yards. He made six receptions for 94 yards, including a six-yard touchdown, at New Orleans (10/11). At St. Louis (10/25), he had his first 100-yard receiving game of the season, making five receptions for 120 yards and a touchdown. He also scored his first career rushing touchdown with a 21-yard reverse. Against Carolina (11/8), he had four receptions for 72 yards, including touchdown receptions of 36 and five yards. Against the Panthers, he scored on a two-point conversion and forced a fumble and returned it 13 yards to set up a J.J. Stokes touchdown. He had three receptions for 87 yards, including a 54-yard touchdown, at Atlanta (11/15). His four receptions against New Orleans (11/22) included two eight-yard touchdowns. Against the N.Y. Giants (11/30), he started and recorded a season-high 140 yards on five receptions, including a season-best 79-yard touchdown reception. At Carolina (12/6), he had four catches for 53 yards, including a 28-yard touchdown reception on a pass by running back Terry Kirby. In the post-season, Owens had 11 receptions for 146 yards and one touchdown. In the wild card game against Green Bay (1/3/99), he had three receptions for 73 yards, including one of the most memorable touchdowns in NFL postseason history. Owens caught a 25-yard touchdown pass from Steve Young with three seconds left in the game to give the 49ers a 30-27 win. Owens, who had dropped four passes earlier in the game, labeled the winning catch "Redemption Reception." He had eight receptions for 73 yards at Atlanta (1/9/99) in the NFC Divisional Playoff Game.

1997: Owens played in 16 games, including 15 starts. He ranked 13th in the NFC with a team-high 60 receptions and 12th in the NFC with 936 receiving yards. He also led the team with 15.6 yards-per-catch and became the first player other than Jerry Rice to lead the 49ers in receptions since 1988. He ranked fifth in the NFC and ninth in the NFL with eight touchdown receptions. Of his 60 catches, 48 picked up a first down. He led or tied for the team lead in receptions eight times and in receiving yards nine times. Owens did not start at Tampa Bay (8/31) but replaced Jerry Rice as the starting flanker at St. Louis (9/7) after Rice injured his knee. Owens made two receptions for 24 yards. Against New Orleans (9/14), he averaged 24.7 yards on three receptions, and his only catch against Atlanta (9/21) went for a 56-yard touchdown. He then caught five passes for 48 yards, including a one-handed, leaping reception and touchdown, at Carolina (9/29). Against St. Louis (10/12), Owens

made five receptions for 86 yards and two touchdowns, the first multiple-touchdown game of his career. The following week at Atlanta (10/19), he scored two touchdowns on six receptions for 93 yards. He made four receptions for 84 yards and a touchdown against San Diego (11/23), then made a team-high six receptions for 74 yards against Minnesota (12/7), including a 21-yard touchdown after shedding a tackler at the five-yard line. Owens started both postseason games and finished with 10 receptions for 149 yards and a touchdown. In the divisional playoff game against Minnesota (1/3/98), he made four receptions for 49 yards and a touchdown. Against Green Bay (1/11/98) in the NFC Championship Game, Owens became the seventh 49er to record 100 receiving yards in a playoff game, making six receptions for 100 yards.

1996: Owens started 10 of the 16 games he played, the most starts by a 49ers rookie receiver since Gene Washington had 14 in 1969. He finished third on the team with 35 receptions and four receiving touchdowns and was second with 520 receiving yards. He led the team with 14.9 yards-per-catch, and he averaged more than 20 yards-per-catch in a team-high four games. He made three receptions for 32 yards during the first six games of the season, but he finished strong in the second half of the year, making 32 receptions for 488 yards and four touchdowns in the final 10 games. Against Atlanta (9/29), he caught one pass for 26 yards, returned a kickoff 17 yards, and made a season-high three special teams tackles. He caught four passes for 42 yards, including the winning 20-yard touchdown, at Houston (10/27). Against Cincinnati (10/20), he made his first career start, replacing an injured J.J. Stokes (right wrist), and caught four passes for 94 yards. He also scored the first touchdown of his career, on a 45-yard pass from Steve Young to tie the game late in the fourth quarter. Owens also returned one kickoff for 12 yards against the Bengals. He had five catches for 110 yards, including a 46-yard touchdown, against Carolina (12/8). It was the first 100-yard receiving game of his career. Owens caught three passes for 45 yards, including a 20-yard touchdown, at Pittsburgh (12/15). He played in both postseason games and finished with one reception for seven yards.

COLLEGE: Owens made 144 receptions for 2,320 yards with 19 touchdowns during his career at Tennessee-Chattanooga. He earned first-team All-Southern Conference honors as a senior, setting a school record by catching a pass in 11 consecutive games. He earned second-team All-Southern Conference honors as a junior and first-team honors as a sophomore, when he scored a career-high eight touchdowns and averaged 19.1 yards-per-catch. He set a Mocs' single-game record with four touchdowns against Marshall in 1993. Owens played three years on the school's basketball team and made five starts for a team that qualified for NCAA Tournament in 1995. He also ran the anchor leg on the school's 4 x 100 relay team as senior.

PERSONAL: Terrell Eldorado Owens was born in Alexander City, Ala., where he was a four-time letterman in football and track at Benjamin Russell High. He added three letters in basketball and one in baseball. The son of Marilyn Heard and Tit Russell, Owens has two sisters - Sharmaine Stowes (23) and Latasha Scales (31)

— and a brother, Victor Stowes (21). He celebrated his first NFL touchdown by doing the “bank-head bounce” dance for his mother. He nearly quit football to concentrate on basketball in high school, but was advised against it by his prep football coach. Owens has maintained his love for basketball, building a full-court basketball gymnasium in his home and using it as part of his off-season conditioning. He won a celebrity slam dunk competition at the 2000 NBA All-Star Game in Oakland and played five games with the Adirondack Wildcats of the United States Basketball League during the 2002 off-season, averaging 4.2 points and 1.2 rebounds. He won the 100-meter race at the Superstars competition in 2000 and 2001. On Sept. 6, 2005, Owens visited Houston to spend time with victims of Hurricane Katrina who had been relocated from New Orleans to the Astrodome. With the help of NFL Auctions, he also auctioned off his 2004 Philadelphia Eagles NFC Championship ring to raise money for hurricane relief. The winning bid

was for \$48,200. Owens, whose grandmother, Alice Black, has Alzheimer's disease, serves as the celebrity chairperson for the Alzheimer's Association, a voluntary health organization whose mission is to eliminate the disease through the advancement of research. He addressed Congress in 2003 to request more funding for Alzheimer's research. In 2004, he hosted a charity weekend in Atlanta, “Stars with a Cause,” that benefited the Atlanta Chapter of the National Alzheimer's Foundation. The weekend included a night of bowling, billiards, dominoes, and cards. The stars visited AG Rhodes Home, an Atlanta Alzheimer's care center, to play bingo and sing karaoke. A celebrity basketball game was played at Owens's home gym. Owens majored in merchandising at Tennessee-Chattanooga and was inducted into the school's Athletics Hall of Fame in 2003. On November 15, 2006, Owens released his first kid's book, *Little T Learns to Share*, with co-author Courtney Parker.

OWENS'S NFL TOTALS

Year Team	GP-GS	RECEIVING					RUSHING				
		No	Yds	Avg	Long	TD	No	Yds	Avg	Long	TD
1996 San Francisco	16-10	35	520	14.9	46t	4	0	0	0.0	0	0
1997 San Francisco	16-15	60	936	15.6	56t	8	0	0	0.0	0	0
1998 San Francisco	16-10	67	1,097	16.4	79t	14	4	53	13.3	21t	1
1999 San Francisco	14-14	60	754	12.6	36	4	0	0	0.0	0	0
2000 San Francisco	14-13	97	1,451	15.0	69t	13	3	11	3.7	5	0
2001 San Francisco	16-16	93	1,412	15.2	60t	16	4	21	5.3	12	0
2002 San Francisco	14-14	100	1,300	13.0	76t	13	7	79	11.3	38t	1
2003 San Francisco	15-15	80	1,102	13.8	75t	9	3	-2	-0.7	3	0
2004 Philadelphia	14-14	77	1,200	15.6	59t	14	3	-5	-1.7	6	0
2005 Philadelphia	7-7	47	763	16.2	91t	6	1	2	2.0	2	0
2006 Dallas	16-15	85	1,180	13.9	56t	13	0	0	0.0	0	0
Totals	158-143	801	11,715	14.6	91t	114	25	159	6.4	38t	2
Playoffs											
1996 San Francisco	2-2	1	7	7.0	7	0					
1997 San Francisco	2-2	10	149	14.9	48	1					
1998 San Francisco	2-2	11	146	13.3	34	1					
2001 San Francisco	1-1	4	40	4.0	16	0					
2002 San Francisco	2-2	13	212	16.3	76t	2					
2004 Philadelphia	1-1	9	122	13.6	36	0					
2006 Dallas	1-1	2	26	13.0	14	0					
Total	11-11	50	702	14.0	76t	4					

ADDITIONAL STATISTICS

Passing — postseason: 2002 (1-of-1 for 25 yards to Tai Streets vs. N.Y. Giants 1/5/03 NFC Wild Card Game).

Kickoff Returns — 1996 (3 for 47 yards); 1997 (2 for 31 yards). Total — 5 for 78 yards, long 23.

Special Teams Tackles 1996 (4).

Tackles — 2000 (1).

Two-Point Conversions 2000 (1 pass from Garcia vs. Carolina 9/10/00);

postseason: 2002 (2 — twice on passes from Garcia vs. NYG 1/5/03 NFC Wild Card Game).

OWENS'S CAREER HIGHS

Receptions

20 vs. Chicago, 12/17/00
13 vs. Philadelphia, 11/25/02
12 vs. Oakland, 10/8/00
12 @ Oakland, 11/3/02
12 @ Dallas, 12/8/02

Receiving Yards

283 vs. Chicago, 12/17/00
191 @ Oakland, 11/3/02
183 @ Atlanta, 10/14/01

Receiving Average (min. 3 rec.)

51.3 @ Denver, 10/30/05
30.8 Carolina, 10/17/04
29.0 @ Atlanta, 11/15/98

Long Reception

91t @ Denver, 10/30/05
79t vs. N.Y. Giants, 11/30/98
76t @ San Diego, 11/17/02

TD Receptions

3 at Atlanta, 10/14/01
3 vs. N.Y. Giants, 9/12/04
3 @ Dallas, 11/15/04
3 vs. Houston, 10/15/06

TD Rushes

1 @ St. Louis, 10/25/98 and vs. Washington, 9/22/02

Long Rush

38t vs. Washington, 9/22/02

OWENS'S NFL TOTALS (cont.)

OWENS'S 100-YARD RECEIVING GAMES (39 Total)

283 vs. Chicago, 12/17/00	132 vs. Arizona, 10/27/02	110 at Chicago, 10/3/04
191 at Oakland, 11/3/02	129 vs. New Orleans, 12/10/00	109 at Cleveland, 10/24/04
183 at Atlanta, 10/14/01	127 at Cincinnati, 12/14/03	108 at St. Louis, 9/17/00
176 vs. Oakland, 10/8/00	125 vs. Detroit, 11/4/01	107 at Detroit, 9/26/04
171 at San Diego, 11/17/02	123 at Dallas, 12/8/02	107 at Carolina, 10/29/06
171 at Kansas City, 10/2/05	123 vs. Carolina, 10/17/04	107 vs. Tampa Bay, 11/23/06
166 vs. Philadelphia, 11/25/02	120 at St. Louis, 10/25/98	103 at Indianapolis, 11/25/01
161 vs. Green Bay, 12/5/04	120 vs. St. Louis, 11/21/99	101 vs. Baltimore, 10/31/04
155 vs. Pittsburgh, 11/17/03	118 vs. Carolina, 10/7/01	100 vs. New Orleans, 11/11/01
154 at Denver, 10/30/05	117 vs. Detroit, 12/31/06	
152 vs. Tampa Bay, 10/19/03	116 at New Orleans, 1/6/02	
145 at Cincinnati, 12/5/99	115 vs. St. Louis, 10/29/00	
143 vs. San Francisco, 9/18/05	112 vs. Chicago, 9/7/03	
140 vs. N.Y. Giants, 11/30/98	112 at Atlanta, 9/12/05	
134 at Dallas, 11/15/04	110 vs. Carolina, 12/8/96	

Playoffs

177 vs. N.Y. Giants, 1/5/03
122 vs. New England, 2/6/05
100 vs. Green Bay 1/11/98

OWENS'S CAREER GAME-BY-GAME

Game	1996 (San Francisco)				
	Rec	Yds	Avg	LG	TD
W-New Orleans 9/1	0	0	0.0	0	0
W-St. Louis 9/8	0	0	0.0	0	0
L-@ Carolina 9/22	2	6	3.0	7	0
W-Atlanta 9/29	1	26	26.0	26	0
W-@ St. Louis 10/6	0	0	0.0	0	0
L-@ Green Bay 10/14	0	0	0.0	0	0
W-Cincinnati 10/20	4	94	23.5	45t	1
W-@ Houston 10/27	4	42	10.5	20t	1
W-@ New Orleans 11/3	2	26	13.0	17	0
L-Dallas, 11/10	1	5	5.0	5	0
W-Baltimore 11/17	4	68	17.0	35	0
W-@ Washington 11/24	3	39	13.0	17	0
W-@ Atlanta 12/3	5	55	11.0	19	0
L-Carolina 12/8	5	110	22.0	46t	1
W-@ Pittsburgh 12/15	3	45	15.0	20t	1
W-Detroit 12/23	1	4	4.0	4	0
Totals	35	520	14.9	46t	4
Playoffs					
W-Philadelphia 12/29	1	7	7.0	7	0
L-Green Bay 1/4/97	0	0	0.0	0	0
Totals	1	7	7.0	7	0

Game	1997 (San Francisco)				
	Rec	Yds	Avg	LG	TD
L-@ Tampa Bay 8/31	1	12	12.0	12	0
W-@ St. Louis 9/7	2	24	12.0	17	0
W-New Orleans 9/14	3	74	24.7	34	0
W-Atlanta 9/21	1	56	56.0	56t	1
W-@ Carolina 9/29	5	48	9.6	14	1
W-St. Louis 10/12	5	86	17.2	29	2
W-@ Atlanta 10/19	6	93	15.5	31t	2
W-@ New Orleans 10/26	7	94	13.4	27	0
W-Dallas 11/2	3	57	19.0	26	0
W-@ Philadelphia 11/10	3	50	16.7	23	0
W-Carolina 11/16	3	40	13.3	17	0
W-San Diego 11/23	4	84	21.0	37t	1
L-@ Kansas City 11/30	6	68	11.3	22	0
W-Minnesota 12/7	6	74	12.3	21t	1
W-Denver 12/15	3	39	13.0	17	0
L-@ Seattle 12/21	2	37	18.5	33	0
Totals	60	936	15.6	56t	8
Playoffs					
W-Minnesota 1/3	4	49	12.3	20	1
L-Green Bay 1/11	6	100	16.7	48	0
Totals	10	149	14.9	48	1

Game	1998 (San Francisco)				
	Rec	Yds	Avg	LG	TD
W-N.Y. Jets 9/6	3	60	20.0	23	0
W-@ Washington 9/14	4	67	16.8	20t	1
W-Atlanta 9/27	2	32	16.0	22	0
L-@ Buffalo 10/4	4	69	17.3	27	0
W-@ New Orleans 10/11	6	94	15.7	32	1
W-Indianapolis 10/18	7	79	11.3	18	1
W-@ St. Louis 10/25	5	120	24.0	48	1

Game	1996 (San Francisco cont.)				
	Rec	Yds	Avg	LG	TD
L-@ Green Bay 11/1	5	20	4.0	8	0
W-Carolina 11/8	4	72	18.0	36t	2
L-@ Atlanta 11/15	3	87	29.0	54t	1
W-New Orleans 11/22	4	42	10.5	17	2
W-N.Y. Giants 11/30	5	140	28.0	79t	1
W-@ Carolina 12/6	4	53	13.3	28t	1
W-Detroit 12/14	3	16	5.3	13	1
L-@ New England 12/20	3	61	20.3	42	1
W-St. Louis 12/27	5	85	17.0	24t	1
Totals	67	1,097	16.4	79t	14

Playoffs

W-Green Bay 1/3/99	3	73	24.3	34	1
L-@ Atlanta 1/9/99	8	73	9.1	20	0
Totals	11	146	13.3	34	1

Game	1999 (San Francisco)				
	Rec	Yds	Avg	LG	TD
L-@ Jacksonville 9/12	5	76	15.2	28	0
W-New Orleans 9/19	5	49	9.8	22	2
W-@ Arizona 9/27	4	59	14.8	28	0
W-Tennessee 10/3	3	33	11.0	21t	1
L-@ St. Louis 10/10	6	60	10.0	21	0
L-Carolina 10/17		Inactive - Ankle			
L-@ Minnesota 10/24		Inactive - Ankle			
L-Pittsburgh 11/7	2	15	7.5	12	0
L-@ New Orleans 11/14	5	56	11.2	18	0
L-St. Louis 11/21	6	120	20.0	36	0
L-Green Bay 11/29	2	21	10.5	17	0
L-@ Cincinnati 12/5	9	145	16.1	31	0
W-Atlanta 12/12	2	21	10.5	17	0
L-@ Carolina 12/18	5	66	13.2	24	0
L-Washington 12/26	1	2	2.0	2	0
L-@ Atlanta 1/3/00	5	31	6.2	9	1
Totals	60	754	12.6	36	4

Game	2000 (San Francisco)				
	Rec	Yds	Avg	LG	TD
L-@ Atlanta 9/3	7	72	10.3	19	1
L-Carolina 9/10	5	97	19.4	53	0
L-@ St. Louis 9/17	6	108	18.0	32	1
W-@ Dallas 9/24	5	51	10.2	24	2
W-Arizona 10/1		Inactive			
L-Oakland 10/8	12	176	14.7	31t	2
L-@ Green Bay 10/15	8	93	11.6	37t	2
L-@ Carolina 10/22	6	96	16.0	32t	1
L-St. Louis 10/29	8	115	14.4	53t	2
L-@ New Orleans 11/5	6	97	16.2	47	0
W-Kansas City 11/12	1	6	6.0	6	0
W-Atlanta 11/19		Inactive - Toe			
W-@ San Diego 12/3	4	93	23.3	43	0
L-New Orleans 12/10	6	129	21.5	69t	1
W-Chicago 12/17	20	283	14.2	28	1
L-@ Denver 12/23	3	35	11.7	19	0
Totals	97	1,451	15.0	69t	13

OWENS'S CAREER GAME-BY-GAME (Cont.)

2001 (San Francisco)

W-Atlanta 9/9	7	93	13.3	40	0
L-St. Louis 9/23	5	51	10.2	20	0
W-@ N.Y. Jets 9/30	4	38	9.5	11	1
W-Carolina 10/7	8	118	14.8	29	2
W-@ Atlanta 10/14	9	183	20.3	52t	3
L-@ Chicago 10/28	6	60	10.0	20	0
W-Detroit 11/4	9	125	13.9	41	2
W-New Orleans 11/11	8	100	12.5	26	2
W-@ Carolina 11/18	7	99	14.1	45	1
W-@ Indianapolis 11/25	6	103	17.2	35	1
W-Buffalo 12/2	6	72	12.0	17	1
L-@ St. Louis 12/9	3	54	18.0	25	0
W-Miami 12/16	4	43	10.8	28	0
W-Philadelphia 12/22	4	64	16.0	32t	1
L-@ St. Louis 12/30	5	93	18.6	37	0
W-@ New Orleans 1/6/02	2	116	58.0	60t	2
Totals	93	1,412	15.2	60t	16

Playoffs

L-@ Green Bay 1/15/02	4	40	10.0	16	0
-----------------------	---	----	------	----	---

2002 (San Francisco)

W-@ N.Y. Giants 9/5	4	41	10.3	33	0
L-Denver 9/15	5	38	7.6	9	1
W-Washington 9/22	2	33	16.5	17	0
W-St. Louis 10/6	7	89	12.7	23	0
W-@ Seattle 10/14	6	84	14.0	37t	2
L-@ New Orleans 10/20	4	61	15.3	31	1
W-Arizona 10/27	8	132	16.5	61t	2
W-@ Oakland 11/3	12	191	15.9	41	0
W-Kansas City 11/10	7	51	7.3	17	0
L-San Diego 11/17	7	171	24.4	76t	2
L-Philadelphia 11/25	13	166	12.8	32	2
W-Seattle 12/1	5	45	9.0	10	0
W-@ Dallas 12/8	12	123	10.3	23	2
L-Green Bay 12/15	8	75	9.4	45t	1
W-@ Arizona 12/21			Inactive - Groin		
L-@ St. Louis 12/30			Inactive - Groin		
Totals	100	1,300	13.0	76t	13

Playoffs

W-N.Y. Giants 1/5/03	9	177	19.7	76	2
L-@ Tampa Bay 1/12/03	4	35	8.8	12	0
Totals	13	212	16.3	76	2

2003 (San Francisco)

W-Chicago 9/7	7	112	16.0	26	0
L-@ St. Louis 9/14	5	42	8.4	15	1
L-Cleveland 9/21	8	90	11.3	27	0
L-@ Minnesota 9/28	5	55	11.0	19	0
W-Detroit 10/5	5	79	15.8	30	1
L-@ Seattle 10/12	4	36	9.0	13	0
W-Tampa Bay 10/19	6	152	25.3	75t	1
L-@ Arizona 10/26	6	53	8.8	16	0
W-St. Louis 11/2	2	17	8.5	12	1
W-Pittsburgh 11/17	8	155	19.4	61t	1
L-@ Green Bay 11/23	5	49	9.8	24t	1
L-@ Baltimore 11/30	3	23	7.7	9	0
W-Arizona 12/7	7	92	13.1	32	2
L-@ Cincinnati 12/14	8	127	15.9	58t	1
W-@ Philadelphia 12/21	1	20	20.0	20	0
L-Seattle 12/27			Inactive - Shoulder		
Totals	80	1,102	13.8	75t	9

2004 (Philadelphia)

Game	Rec	Yds	Avg	LG	TD
W-N.Y. Giants 9/12	8	68	8.5	20t	3
W-Minnesota 9/20	4	79	19.8	45t	1
W-@ Detroit 9/26	6	107	17.8	55	1
W-@ Chicago 10/3	8	110	13.8	44	1
W-Carolina 10/17	4	123	30.8	53	0
W-Cleveland 10/24	4	109	27.3	40t	2
W-Baltimore 10/31	8	101	12.6	24	1
L-@ Pittsburgh 11/7	7	53	7.6	20	0
W-@ Dallas 11/15	6	134	22.3	59t	3
W-Washington 11/21	2	24	12.0	14	1
W-@ N.Y. Giants 11/28	4	61	15.3	24	0
W-Green Bay 12/5	8	161	20.1	45	1
W-@ Washington 12/12	6	46	7.7	19	0
W-Dallas 12/19	2	24	12.0	20	0
L-@ St. Louis 12/27			Inactive - Ankle		
L-Cincinnati 1/2/05			Inactive - Ankle		
Totals	77	1,200	15.6	59t	14

Playoffs

W-Minnesota 1/16/05			Inactive - Ankle		
W-Atlanta 1/23/05			Inactive - Ankle		
L-New England 2/6/05	9	122	13.6	36	0
Totals	9	122	13.6	36	0

2005 (Philadelphia)

L-@ Atlanta 9/12	7	112	16.0	23	0
W-San Francisco 9/18	5	143	28.6	68t	2
W-Oakland 9/25	9	80	8.9	15	1
W-@ Kansas City 10/2	11	171	15.5	30	1
L-@ Dallas 10/9	5	50	10.0	23	0
W-San Diego 10/23	7	53	7.6	12	1
L-@ Denver 10/30	3	154	51.3	91t	1
L-@ Washington 11/6			Inactive		
L-Dallas 11/14			Inactive		
L-@ N.Y. Giants 11/20			Inactive		
W-Green Bay 11/27			Inactive		
L-Seattle 12/5			Inactive		
L-N.Y. Giants 12/11			Inactive		
W-@ St. Louis 12/18			Inactive		
L-@ Arizona 12/24			Inactive		
L-Washington 1/1/06			Inactive		
Totals	47	763	16.2	91t	6


2006 (Dallas)

L-@ Jacksonville 9/10	6	80	13.3	21t	1
W-vs. Washington 9/17	3	19	6.3	12	0
W-@ Tennessee 10/1	5	88	17.6	46	0
L-@ Philadelphia 10/8	3	45	15.0	24	0
W-vs. Houston 10/15	5	45	9.0	21t	3
L-vs. N. Y. Giants 10/23	6	98	16.3	31	1
W-@ Carolina 10/29	9	107	11.9	28	0
L-@ Washington 11/5	7	76	10.9	20	1
W-@ Arizona 11/12	5	96	19.2	51t	1
W-vs. Indianapolis 11/19	4	70	17.5	28	0
W-vs. Tampa Bay 11/23	8	107	13.4	26	1
W-@ N.Y. Giants 12/3	8	84	10.5	20	0
L-vs. New Orleans 12/10	3	56	18.7	34t	1
W-@ Atlanta 12/16	5	69	13.8	51t	2
L-vs. Philadelphia 12/25	2	23	11.5	14t	1
L-vs. Detroit 12/31	6	117	19.5	56t	1
Totals	85	1,180	13.9	56t	13

Playoffs

L-@ Seattle 1/6/07	2	26	13.0	14	0
--------------------	---	----	------	----	---

Lousaka Polite



39

Fullback

FA for '04

6'0"

242

9/14/81

Pittsburgh

NFL: 3rd Year

Cowboys: 3rd Year

PRO: An undrafted free agent in 2004, Lousaka Polite (pronounced Loo-SOCK-a Puh-LITE) was released at the end of training camp, but he signed with the practice squad late in the season and then made the active roster during the final week. He became the starting fullback in his second season, but went on and off the Cowboys roster in his third season. Polite rarely makes mental mistakes and is a solid route runner and receiver out of the backfield. He also has been one of the club's most productive special teams players. He faces another challenge in 2007, when he'll battle several qualified candidates for starting fullback.

2006: Polite's perseverance was put to the test in 2006, when he was released and re-signed to the Dallas roster twice. The Cowboys emphasized the two-tight end formation in training camp, but Polite made the roster because of his versatility and production as a special teams player. In the home-opening win over Washington (9/17), he made his first special teams tackle of the season. In the Cowboys lopsided win at Tennessee (10/1), he helped Dallas rush for three touchdowns and 217 yards, the team's most rushing yards in a game since Dec. 14, 2003, when it had 222. Polite also made a special teams tackle. After being inactive in the team's win over Houston (10/15), Polite was released Oct. 20. He was re-signed Nov. 2 and saw limited action in the loss at Washington (11/5). He was released Nov. 7 and re-signed Nov. 15. With Dallas holding on to a second-half lead in the Thanksgiving Day win over Tampa Bay (11/23), Polite gained 18 yards on a career-high seven carries on the team's final two drives. In the loss to New Orleans (12/10), he saw considerable action at fullback in place of Oliver Hoyte, who left the game with a knee injury. In the playoff-clinching win at Atlanta (12/16), Polite had two receptions for 21 yards, including one for 12 yards, which tied a career long. Both catches picked up a first down on Dallas scoring drives. His blocking also helped Marion Barber rush for 55 yards and two touchdowns in the second half.

2005: As the only fullback on the Dallas roster, Polite made his first career NFL start in the season-opening win at San Diego (9/11) and had a team-high two special teams tackles. Two weeks later, in the win at San Francisco (9/25), he made his first NFL carry, gaining two yards on third-and-1 to extend a drive that resulted in a touchdown. In the Cowboys win over Philadelphia (10/9), he scored his first career touchdown on a 12-yard pass by Drew Bledsoe in the second quarter, which gave Dallas a 24-3 lead. It was also his first catch of the season. In the win over Arizona (10/30), Polite had a five-yard reception, and his blocking helped Marion Barber rush for 127 yards and two touchdowns. Barber's perfor-

mance marked the team's first 100-yard rushing game of the season. Polite had a three-yard reception in the come-from-behind win at Philadelphia (11/14) on Monday Night Football. In the win over Detroit (11/20), he made a 10-yard reception to set up a first-and-goal at the one-yard line. In the overtime loss to Denver (11/24) on Thanksgiving Day, he made an eight-yard reception, his fourth straight game with a reception. In the big win over Kansas City (12/11), Polite had a career-best three receptions for 33 yards, including one for a career-long 15 yards. In the Christmas Eve win at Carolina (12/24), he made one reception for one yard, and his blocking helped Julius Jones rush for 194 yards, the fourth-most in club history. Dallas picked up 22 first downs, 394 total yards, and 24 points in the come-from-behind win.

2004: Polite joined the Cowboys as an undrafted free agent after the NFL draft. He was released at the end of training camp but signed with the Dallas practice squad Nov. 3. When fullback Richie Anderson was placed on injured reserve (neck), Polite was called up to the active roster on Dec. 28. He played at fullback and special teams in the season finale at the N.Y. Giants (1/2/05), making his first career reception, for four yards, and helping Jones rush for 148 yards and a touchdown.

COLLEGE: Polite was Pittsburgh's starting fullback for four seasons and became the school's first three-time captain. He finished his college career with 70 carries for 258 yards and a touchdown, and his blocking helped the team gain 1,528 rushing yards. As a junior in 2002, Polite had 52 carries for 211 yards and two touchdowns. As a sophomore, he rushed for seven yards on 22 carries and made nine receptions for 69 yards and a touchdown. In his first active season, Polite started every game at fullback, rushing for 109 yards and a touchdown on 36 carries. He was not active in 1999.

PERSONAL: Polite started at inside linebacker and fullback at Woodland Hills, Penn., High School. He earned first-team all-conference honors as a senior, when he had 116 carries for 1,022 yards (8.8 yards-per-carry) and 20 touchdowns. He also made 83 defensive tackles and played on all special teams units. Besides lettering three times for the football team, Polite lettered three times in track and field and was a two-time finalist in javelin. He earned his degree in psychology at Pittsburgh. As a rookie in Dallas, he was part of the Cowboys 2004 Rookie Club, which introduced rookies to community service in the Dallas area. He visited various non-profit organizations that serve children and adults, including the NFL Play It Smart program at Dallas's Lincoln High School, ChildCareGroup, NFL United Way Home-

town Huddle, and The Salvation Army. In the 2005 offseason, Polite participated in the annual Spina Bifida Bowl-a-thon, in which he bowled with many of the children who benefited from the event. In 2005, 2006 and 2007, Polite joined teammate Terence Newman and UT-Dallas to distribute bicycle helmets to underprivileged children, and he signed autographs and interacted with fans at the team's annual NFL Draft Day Party. He annually volunteers for an early Thanksgiving Day meal provided by the team to over 300 Salvation Army clients. He also annually participates in the team's support of The Salvation Army Angel Tree program, providing Christmas gifts to children in need. During the 2006 offseason, Polite attended Stars of Texas: Racing Against the Odds, a fundraiser hosted by local radio personality and newspaper columnist


Randy Galloway at Lone Star Park. The event helped raise over \$300,000 for the American Diabetes Association. Polite also attended the MDA Muscle Team Bash, hosted by former Cowboy and FOX Sports announcer Daryl Johnston, and the event raised over \$200,000. During the past two offseasons, he has joined Cowboys linebacker DeMarcus Ware, defensive end Marcus Spears, and other teammates in support of the Taste of the NFL: The Ultimate Dallas Cowboys Tailgate Party, which helped raise money that will provide meals to North Texans in need. During the 2006 season, Polite joined the Cowboys Rookie Club and participated in the team's United Way Hometown Huddle Community Outreach effort to help refurbish a Dallas area high school's courtyard and greenhouse.

POLITE'S COWBOYS TOTALS

Year Team	GP-GS	RUSHING					RECEIVING				
		No	Yds	Avg	Long	TD	No	Yds	Avg	Long	TD
2004 Dallas	1-0	0	0	0.0	0	0	1	4	4.0	4	0
2005 Dallas	14-2	2	8	4.0	6	0	9	72	8.0	12t	1
2006 Dallas	12-0	7	18	2.6	4	0	2	21	10.5	12	0
Totals	27-2	9	26	2.9	6	0	12	97	8.1	12t	1
Playoffs											
2006 Dallas	1-1	0	0	0.0	0	0	0	0	0.0	0	0

ADDITIONAL STATISTICS

Special Teams Tackles - 2005 (2-0-2), 2006 (0-2-2). Totals 2-2-4.



Cory Procter

71

Guard

FA for '05

6'4"

297

10/18/82

Montana

NFL: 3rd Year

Cowboys: 3rd Year

PRO: Procter was signed by the Cowboys from the Detroit Lions practice squad Nov. 29, 2005, to provide youth and depth along the offensive line. Procter started at left guard and left tackle during his collegiate career at Montana. He originally signed with Detroit following the 2005 NFL Draft but was released at the end of training camp. He then signed with the Lions practice squad, where he remained until he signed with Dallas.

2006: Procter made the active roster but was inactive for all 17 games.


2005: After joining the Cowboys, Procter was inactive for his first three games. He was activated for the final two games of the season but did not play.

COLLEGE: Procter made 47 starts in college, including 42 in a row. As a senior, he earned first-team All-Big Sky Conference and Division I-AA All-America honors. He was also the winner of Montana's Paul Weskamp Award, given annually to the team's outstanding offensive lineman. As a junior, he started every game at right tackle and was named honorable mention All-Big Sky for the second consecutive season. Procter started every game at left guard as a sophomore and

earned honorable mention All-Big Sky honors. He became a starter as a true freshman and was part of Montana's Division I-AA National Championship team in 2001.

PERSONAL: Procter was named all-Northwest, all-state, all-area, and all-league offensive lineman as a senior at Gig Harbor, Wash., High School. He was a team captain for the football and wrestling squads and was voted team MVP in both sports after his junior and senior seasons. Upon joining the Cowboys, Procter became a member of the Cowboys 2005 Rookie Club, a program designed to introduce rookies to community service in the Dallas area. The program worked with The Salvation Army, Children's Medical Center Dallas, and Meals on Wheels. During the 2006 offseason, Procter signed autographs for Cowboys fans and interacted with them at the team's annual NFL Draft Day Party. During the past two offseasons, he joined several teammates to attend and support the Taste of the NFL: The Ultimate Dallas Cowboys Tailgate Party co-hosted by teammates DeMarcus Ware and Marcus Spears, which benefits the North Texas Food Bank in Dallas, Texas.

Jay Ratliff



90

Defensive End

D-7 for '05
(224th overall)

6'4"

298

8/29/81

Auburn

NFL: 3rd Year

Cowboys: 3rd Year

PRO: Lost in the hoopla of first-round picks DeMarcus Ware and Marcus Spears was the emergence of Ratliff, who was taken in the seventh round (224th overall) of the 2005 NFL Draft. A versatile athlete, Ratliff began his collegiate career as a tight end before playing two seasons as a defensive end and his final season as a defensive tackle. His strong work ethic helped him succeed at each position. He is a tough, aggressive lineman who can collapse the pocket and knife into the backfield to flush out the quarterback. His versatility could come in handy as he battles for a spot in the defensive line rotation.

2006: Ratliff played 16 games last season in the defensive line rotation. He made 17 tackles, four sacks – tied for third on the team, seven quarterback pressures – tied for the team lead, one pass breakup and one forced fumble. He led the team with three fumble recoveries – which tied for second in the NFL – becoming the first Cowboy to recover three fumbles in a season since Deion Sanders and Broderick Thomas in 1996. In the season opener at Jacksonville (9/10), Ratliff made the club's first sack of the season with a takedown of Byron Leftwich. Against Washington (9/17), he made his second sack with a fourth quarter takedown of Mark Brunell on fourth down. Ratliff made his first career tackle at Tennessee (10/1) before making three tackles and his third sack of the season at Philadelphia (10/8). Against Houston (10/15), he made two tackles, a quarterback pressure, and a pass breakup before making one tackle against the N.Y. Giants (10/23). Ratliff recovered a Jake Delhomme fumble at Carolina (10/29) that led to the Cowboys final touchdown of the game. At Arizona (11/12), Ratliff made one tackle and recovered a fumble. In the win over the previously undefeated Colts (11/19), Ratliff recovered a fumble by Marvin Harrison on the Colts first possession – his third fumble recovery of the season – and on the Colts next possession he sacked Peyton Manning to force a fumble, which Manning recovered. He finished with two tackles and a quarterback pressure. Against Tampa Bay (11/23), he made one tackle before making a season-high four tackles against New Orleans (12/10). Against Philadelphia (12/25), Ratliff had one quarterback pressure before injuring his shoulder in the second quarter. He returned later in the game. He missed the regular season finale against Detroit (12/31) because of the shoulder injury. He returned in the wild card loss at Seattle (1/6/07) and made one tackle.

2005: Ratliff played his first NFL game at Oakland (10/2) as part of the rotation for the defensive line and shared a sack with linebacker Scott Shanle. He made his first start the next week against Philadelphia (10/9) when the Cowboys opened in their nickel package. He led all linemen with three tackles and shared a sack with defensive end Greg Ellis. He was inactive against the N.Y. Giants (10/16) before making two tackles at Seattle (10/23). Against Arizona (10/30), he suffered a high right-ankle sprain and did not return. He was placed on injured reserve Nov. 1.


COLLEGE: After moving from defensive end to defensive tackle in his senior season, Ratliff started all 13 games and tied his career-high with 37 tackles. He also made four tackles for a loss and a sack. He tied his career-high with seven tackles at Alabama to earn SEC Defensive Lineman of the Week honors. He helped the Tigers finish 13-0 by defeating Virginia Tech in the Sugar Bowl, in which he made three tackles. Auburn finished 2004 second behind USC in the final Associated Press poll. Ratliff played in nine games as a junior reserve defensive end, making seven tackles, including one for a loss. Before his sophomore year, Ratliff moved from tight end to defensive end during spring drills. He started eight-of-12 games and tied a career-high with 37 tackles, including a career-high 10 tackles for a loss. He also had two forced fumbles and a sack. As a freshman tight end, Ratliff played in all 12 games, including one start, and made three receptions for 38 yards.

PERSONAL: Jeremiah J. Ratliff earned all-state and honorable mention all-USA *Today* honors after catching 46 passes for 701 yards and seven touchdowns as a senior at Lowndes County High School in Valdosta, Ga. He finished his prep career one of the top-rated tight ends in the southeast. He also lettered in track and basketball for Lowndes, averaging 18 points and 18 rebounds per-game as a junior. He majored in health administration at Auburn. As a rookie in Dallas, Ratliff was a member of the Cowboys 2005 Rookie Club, a program designed to introduce rookies to community service in the Dallas area. The program worked with The Salvation Army, Children's Medical Center Dallas, and Meals on Wheels. In the 2007 offseason, he also attended the team's annual NFL Draft Day Fan Appreciation Party at Gilley's to sign autographs for Cowboys fans and thank them for their support. Ratliff and his wife have one daughter (5/13/05).

RATLIFF'S COWBOYS TOTALS

Year Team	GP-GS	DEFENSE							
		ST	AT	TT	Sks-Yds	Tkl/Ls	QB Prs	PBU	FF
2005 Dallas	4-1	2	3	5	1.0(-7)	0(0)	0	0	0
2006 Dallas	15-0	13	4	17	4.0(-27)	0(0)	7	1	1
Totals	19-0	15	7	22	5.0(-34)	0(0)	7	1	1
Playoffs									
2006 Dallas	1-0	1	0	1	0.0(0)	0(0)	0	0	0

ADDITIONAL STATISTICS
Fumble Recoveries - 2006 (3 for 0 yds).
Kickoff Returns - 2006 (1 for 0 yds).



Jamaica Rector

Wide Receiver

FA for '05

5'10" | 183 | 8/10/81 | Northwest Missouri St.

NFL: 2nd Year | Cowboys: 2nd Year

PRO: Rector was signed as a free agent following the 2005 NFL Draft and attended training camp with the Dallas Cowboys. Following training camp, he was signed to the Cowboys practice squad, where he remained for the 2005 season. Rector made the active roster following training camp in 2006 and played in the season opener before being released Oct. 16, 2006.

2006: Rector made the roster after having a solid preseason in which he led the NFL with 20 receptions and returned one punt for 10 yards. He made his NFL debut in the season opener at Jacksonville (9/10) and returned four punts for 22 yards and had one fair catch. He sprained his ankle late in the game. Rector was inactive the next four games and was released Oct. 16. He immediately re-signed to the team's practice squad on Oct. 18 where he remained for the rest of the season.

2005: Rector spent the season on the Cowboys practice squad.


COLLEGE: Rector left Northwest Missouri State as the most productive receiver in school and conference history. He was the first four-time All-Michigan Intercollegiate Athletic Association selection and was also the MIAA's all-time leading receiver with 4,497 yards on 289 receptions. His receiving yards rank second all-time on the NCAA Division II list, and his receptions rank third. Rector also set school records for career punt return yards (1,404), punt returns (112), kick return average (27.5 yards), and touchdown receptions (38). As a senior, Rector finished with

87 catches for 1,203 yards and a career-best 15 touchdowns. He had a 24.0-yard average on 15 kickoff returns and a 16.6-yard average on 29 punt returns. As a junior, he had 63 receptions for 971 yards and eight touchdowns. He also averaged 32.7 yards-per-kickoff return and returned 20 punts for 316 yards. He had a career-best 1,242 receiving yards on 78 receptions and six touchdowns as a sophomore. As a freshman, Rector finished with 61 catches for 1,081 yards and nine touchdowns. He had a 27.5-yard average on 11 kickoff returns and a 10.0-yard average on 18 punts.

PERSONAL: Rector was an all-state performer in track and football at Celeste, Texas, High School. As a senior, he was named Texas Class 1A Defensive Player of the Year. He earned his degree in parks and recreation and also lettered in baseball, basketball, and tennis at Celeste. As a rookie, Rector was a member of the Cowboys 2005 Rookie Club, a program designed to introduce rookies to community service in the Dallas area. The program worked with The Salvation Army, Children's Medical Center Dallas, and Meals on Wheels. During the 2007 offseason, Rector joined several teammates to attend and support the Taste of the NFL: The Ultimate Dallas Cowboys Tailgate Party co-hosted by teammates DeMarcus Ware and Marcus Spears which benefits The North Texas Food Bank in Dallas, Texas. He also attended the team's annual NFL Draft Day Fan Appreciation Party at Gilley's to sign autographs for Cowboys fans and thank them for their support.

RECTOR'S COWBOYS TOTALS

Year Team	GP-GS	SPECIAL TEAMS								PUNT RETURNS					
		Solo	Ast	Tot	FF	FR	BP	BFG	BXP	No	Yds	Avg	Long	TD	
2006 Dallas	1-0	0	0	0	0	0	0	0	0	0	4	22	5.5	8	0



35

Jacques Reeves

Cornerback

D-7c for '04
 (223rd overall)

5'11"

188

10/8/82

Purdue

NFL: 4th Year

Cowboys: 4th Year

PRO: Reeves has evolved from a seventh-round draft choice to a valuable player on pass defense and special teams. As a rookie, he played 15 games in the Cowboys nickel packages and on special teams. His playing time in the nickel increased in the second half of his second season, when starting cornerback Anthony Henry suffered a groin injury. He has distinguished himself on special teams in the last two seasons, making 22 special teams tackles, including 13 in 2006, and a fumble recovery. Entering his fourth season, he will again compete for playing time behind one of the NFL's most talented trios at cornerback in Terence Newman, Anthony Henry, and Aaron Glenn.

2006: Reeves played in 13 regular season games and in the Cowboys wild card loss at Seattle, which was his first playoff game. He finished sixth on the team with 13 special teams tackles, the first of which came in the home-opening win over Washington (9/17). In the victory at Tennessee (10/1), he led the Cowboys with three special teams tackles on kickoff coverage, including one at the 11-yard line, as the Titans were limited to a 16.6-yard average on seven kickoff returns. In the Sunday night win at Carolina (10/29), he forced a fumble on punt coverage and the Panthers recovered it at their own two-yard line. He made two special teams tackles in the following week's loss at Washington (11/5). In the win at Arizona (11/12), Reeves played several snaps against the Cardinals four-receiver sets and made his first defensive tackle of the season. In the win over previously undefeated Indianapolis (11/19), he tied for the team lead with two special teams tackles on kickoff coverage. In the Thanksgiving Day win over Tampa Bay (11/23), he again tied for the team lead with two special teams tackles. He dislocated his left elbow in the first quarter of the playoff-clinching win at Atlanta (12/16) and did not return. The injury forced him to miss the final two games of the regular season, against Philadelphia (12/25) and Detroit (12/31). He returned to action in the wild card loss at Seattle (1/6/07), where he recorded one special teams tackle.

2005: In his second full season as a contributor in the Dallas secondary, Reeves finished with 11 tackles and four pass deflections. He also ranked seventh on the team with nine special teams tackles, and he made the team's only fumble recovery in the kicking game. In the Monday night loss to Washington (9/19), Reeves was second on the team with two special teams tackles. In the loss at Oakland (10/2), he led the team with a career-high four special teams tackles on punts, including one at the Raiders nine-yard line. It was the most special teams tackles in a game by a Cowboy in 2005. In the last-minute loss at Seattle (10/23), he recovered a muffed punt at the Seattle nine-yard line. In the Monday night win at Philadelphia (11/14), Reeves took over in the nickel when

Henry injured his groin. Reeves played right cornerback, Aaron Glenn moved to left cornerback, and Terence Newman moved to the slot. Reeves made two tackles and broke up two passes, including one on a last-second pass to Reggie Brown that would have set up a potential winning field goal. The Eagles were held to 178 net passing yards and 8.7 yards-per-catch, and their wide receivers had just one catch over 10 yards, an 18-yard catch by Greg Lewis. In the overtime loss to Denver (11/24) on Thanksgiving Day, Reeves played right cornerback again and made a tackle. The Broncos were limited to 149 net passing yards, and their wide receivers had just six catches for 64 yards, including just one catch – a 20-yarder – over 13 yards. In the following week's loss at the N.Y. Giants (12/4), Reeves played right cornerback in nickel packages and made one tackle. Reeves helped limit New York to 150 net passing yards. In the come-from-behind win over Kansas City (12/11), he tackled Dante Hall at the Chiefs six-yard line for a five-yard loss on Hall's only punt return. At Washington (12/18), Reeves saw considerable action in the nickel, with Henry and Glenn limited because of injuries. Reeves responded with a season-high four tackles and added a tackle on punt coverage for no gain. In the Christmas Eve win at Carolina (12/24), he again played in the nickel and made two tackles and two pass deflections. He suffered a sprained ankle in the season-ending loss to St. Louis (1/1/06) and made one tackle in limited action.

2004: Reeves played in 15 games as a rookie, making 14 tackles, four pass deflections, and a fumble recovery on defense. On special teams, he made six tackles and 13 kickoff returns for 199 yards. He was the club's nickel corner in the season opener at Minnesota (9/12) and made one tackle. He also averaged 23.0 yards on two kickoff returns and led the team with two special teams tackles. The Vikings were limited to a 17.8-yard average on four kickoff returns. He played in the nickel against Cleveland (9/19) and made one tackle and one pass deflection. The Browns were limited to 66 net passing yards and converted two-of-12 third downs. The following week at Washington (9/27), he took over for starter Pete Hunter, who tore his left anterior cruciate ligament in the first quarter. Reeves responded with six tackles and two pass deflections. He also returned two kickoffs for 41 yards. He made his first NFL start against the N.Y. Giants (10/10) and tied for third on the team with five tackles. He also broke up a pass and recovered a fumble, which led to a Dallas field goal. Veteran Tyrone Williams started against Pittsburgh (10/17), but Reeves played in the nickel and also returned two kickoffs for 35 yards. After being inactive against Detroit (10/31), he returned to the field at Cincinnati (11/7) and saw spot duty at left cornerback against Philadelphia (11/15). He mostly played

special teams for the rest of the season. He closed the season at the N.Y. Giants (1/2/05) with a season-high three kickoff returns.

COLLEGE: Reeves played in every game during his career at Purdue, making 140 tackles, 17 pass deflections, seven interceptions, four forced fumbles, two tackles for a loss, and two fumble recoveries. He closed his career as the weakside cornerback, making nine pass deflections, two interceptions, one sack, and a career-high 64 tackles. He became a full-time starter as a junior and tied for the team lead with three interceptions. He also made 33 tackles, a forced fumble, and a fumble recovery. Reeves played in all 12 games as a sophomore, including three starts. He tied for fifth in the Big Ten with three forced fumbles and made 32 tackles and two interceptions. As a true freshman, Reeves played in every game on special teams, making 11 tackles.

PERSONAL: Jacques Dimitri Reeves was a standout defensive back for Lancaster, Texas, High School. As a senior he made four interceptions, returning two for a touchdown, and five fumble recoveries. He was a member of the track teams at Lancaster and Purdue. At the 2003 Big Ten Indoor Championships, he finished second in the 200 meters (21.47 seconds) and third in the 60 meters (6.78). At the 2002 Big Ten Outdoor

Championships, he won the 100 meters (10.41) and finished second in the 200 meters (20.83). He was named Big Ten Freshman of the Year in track after finishing second in the 60 meters (6.80) and 200 meters (21.04) at the 2001 Big Ten Indoor Championships. He was part of the Cowboys 2004 Rookie Club, which introduces rookies to community service in the Dallas area. He visited various non-profit organizations that serve children and adults, including the NFL Play It Smart program at Lincoln High School in Dallas, ChildCareGroup, NFL United Way Hometown Huddle, and The Salvation Army. He annually participates in The Salvation Army Angel Tree program, donating Christmas gifts to underprivileged children. During the 2006 offseason, he joined Cowboys linebacker DeMarcus Ware, defensive end Marcus Spears, and a dozen other teammates in support of the second annual Taste of the NFL: The Ultimate Dallas Cowboys Tailgate Party, which benefited the North Texas Food Bank. The event helped raise money that will provide over 330,000 meals to North Texans in need. In the 2007 offseason, he also attended the team's annual NFL Draft Day Fan Appreciation Party at Gilley's to sign autographs for Cowboys fans and thank them for their support.

REEVES'S COWBOYS TOTALS

Year Team	GP-GS	DEFENSE						INTERCEPTIONS				FUMBLES REC							
		ST	AT	TT	Sks-Yds	Tkl/Ls	QB Prs	PBU	FF	No	Yds	Avg	Lg	TD	No	Yds	Avg	Lg	TD
2004 Dallas	15-1	14	0	- 14	0.0(0)	0(0)	0	4	0	0	0	0.0	0	0	1	0	0.0	0	0
2005 Dallas	16-0	9	2	- 11	0.0(0)	0(0)	0	4	0	0	0	0.0	0	0	0	0	0.0	0	0
2006 Dallas	13-0	2	0	- 2	0.0(0)	0(0)	0	0	0	0	0	0.0	0	0	0	0	0.0	0	0
Totals	44-1	25	2	- 27	0.0(0)	0(0)	0	8	0	0	0	0.0	0	0	0	0	0.0	0	0
Playoffs																			
2006 Dallas	1-0	0	0	- 0	0.0(0)	0(0)	0	0	0	0	0	0.0	0	0	0	0	0.0	0	0

Year Team	SPECIAL TEAMS								KICKOFF RETURNS				
	Solo	Ast	Tot	FF	FR	BP	BFG	BXP	No	Yds	Avg	Long	TD
2004 Dallas	5	1	6	0	0	0	0	0	13	199	15.3	27	0
2005 Dallas	6	3	9	0	1	0	0	0	0	0	0.0	0	0
2006 Dallas	7	6	13	1	0	0	0	0	0	0	0.0	0	0
Totals	18	10	28	1	1	0	0	0	13	199	15.3	27	0
Playoffs													
2006 Dallas	0	1	1	0	0	0	0	0	0	0	0.0	0	0

SINGLE-GAME BESTS

Tackles - 6 @ Washington, 9/27/04
Passes Defensed - 2 @ Washington, 9/27/04
Kickoff Returns - 3 @ N.Y. Giants, 1/2/05
Kickoff Return Yards - 46 @ Minnesota, 9/12/04



Tony Romo

Quarterback

FA for '03

6'2"

224

4/21/80

Eastern Illinois

NFL: 5th Year

Cowboys: 5th Year

PRO: Romo went from the bench to the Pro Bowl in a 10-game stretch in 2006, his third year in the NFL. Signed by the Cowboys as an undrafted free

agent in 2003, he made his first career start Oct. 29, 2006, and became Dallas's first Pro Bowl quarterback since Troy Aikman in 1996. Romo

rose to prominence during a stretch in which six of the Cowboys first 11 games were nationally televised. In his first 10 regular season starts, he led the Cowboys to six victories and a playoff berth. He also led the NFL with 8.6 yards-per-pass attempt. His 95.1 quarterback rating last season was the third-best in Cowboys history. He distinguished himself with his accuracy, pocket presence, and ability to elude the rush and make plays on the move. He also displayed a strong ability to see the entire field and make proper reads under pressure. After joining the Cowboys in 2003, Romo showed enough potential during training camp to become the third quarterback. He split time with Drew Henson as the backup quarterback in 2004 but became the backup quarterback behind Drew Bledsoe in 2005. He also was the holder for field goals and extra points.

2006: After completing 69.6 percent of his passes in four preseason games, Romo's storybook regular season in 2006 had a familiar beginning — on the bench as the backup quarterback to Drew Bledsoe. His role changed at halftime of the sixth game, a Monday night loss to the N.Y. Giants (10/23) at Texas Stadium. Romo replaced Bledsoe as the starter in the third quarter, beginning a whirlwind journey that ended with a Pro Bowl selection Dec. 19. Romo became the sixth Cowboys quarterback to make the Pro Bowl, and the first since Troy Aikman in 1996. His 95.1 quarterback rating was the third-highest in club history, behind Roger Staubach's 104.8 in 1971 and Aikman's 99.0 in 1993. It also ranked fifth in the NFL and third in the NFC. Peyton Manning led the NFL at 101.0. In his 10 regular season starts, Romo completed 204-of-310 passing attempts (65.8 percent) for 2,641 yards and 16 touchdowns with 10 interceptions for a 96.2 rating. The Cowboys went 6-4 in the regular season when Romo started. He became the first Dallas starting quarterback to throw for more than 220 yards in his first eight career starts, a streak that was snapped in the loss to Philadelphia (12/25). Romo closed the year ranked first in the NFL with 8.6 yards-per-passing attempt. He finished second in the NFL with a 65.28 percent completion rate and a 5.6 percent touchdown pass rate. His completion percentage was the third-best in club history, behind Troy Aikman's 69.13 percent in 1993 and Aikman's 65.29 percent in 1991. Romo also threw for more than 250 yards in three consecutive games in 2006, becoming the first Cowboys quarterback to accomplish that feat since Aikman did it in the first four games of the 1993 season. Behind Romo's emergence, the Cowboys had one of the most productive and efficient offensive seasons in club history. They scored 425 points (26.6 points-per-game), the fourth-most in the NFL, the most by the Cowboys since 1995, and the fourth-most by the Cowboys since the NFL went to a 16-game schedule in 1978. Dallas was second in the NFL in 2006 with a 48.8 percent third-down efficiency, the club's highest rating since 1980. Dallas also averaged 360.8 total yards-per-game, the fifth-most in the NFL in 2006 and the most by the Cowboys since 1995. The Cowboys also produced two 1,000-yard receivers (Terrell Owens and Terry Glenn) and a 1,000-yard rusher (Julius Jones) in the same season for just the second time in team history. Before his first start in 2006, Romo saw significant action in the fourth quarter of the win against Houston (10/15). He completed his first career pass attempt to Sam Hurd for a 33-yard gain. His second pass resulted

in a two-yard touchdown by Terrell Owens. Romo replaced Drew Bledsoe to start the second half in the Monday night loss to the N.Y. Giants (10/23) and completed 14-of-25 passes for 227 yards, two touchdowns, and three interceptions. His second passing touchdown was a 53-yard pass to Patrick Crayton, the Cowboys second-longest completion of the season. Although Dallas lost, Romo sparked the team by guiding it to touchdown drives of 75 and 74 yards. He also ran once for nine yards. In the nationally televised Sunday night win at Carolina (10/29), Romo made his first start and led the team to a 35-14 victory. He went 24-of-36 passing for 270 yards, one touchdown, and an interception. Romo's lone touchdown pass of the game was a three-yarder to tight end Jason Witten in the second quarter, which cut the Panthers lead to 14-7. He was sacked twice and had an 86.6 quarterback rating. Romo became the 13th quarterback in Dallas history to earn a victory in his starting debut. His 270 passing yards were the second-most by a Cowboys quarterback who won his first start. In his second career start, at Washington (11/5), Romo went 24-of-36 passing for 284 yards with no interceptions. Romo threw for two touchdowns for the third week in a row, hitting Terry Glenn with a 10-yarder in the first half and Terrell Owens with a four-yarder in the third quarter. In the 27-10 win at Arizona (11/12), Romo was named NFC Offensive Player of the Week after posting a 126.8 quarterback rating. He completed 20-of-29 passes for 308 yards and two touchdowns — a 30-yarder to Patrick Crayton and a 51-yarder to Terrell Owens. It was the first 300-yard game of Romo's career. He extended his streak of consecutive passes without an interception to 94 attempts and also threw a touchdown for the fourth consecutive game. In the second half, he was 10-of-10 passing for 144 yards and a touchdown. In the 21-14 win over previously undefeated Indianapolis (11/19), Romo threw for 226 yards and completed 19-of-23 passes, an 82.6 percent completion rate, the third-best in club history. A first-quarter interception snapped his streak of consecutive passing attempts without an interception at 98. In the second half, Romo threw for 130 yards and completed 10-of-11 passes, including his last nine. He was 6-of-6 passing for 102 yards in the fourth quarter. In the Thanksgiving Day win over Tampa Bay (11/23), Romo completed 22-of-29 passes for 306 yards and a club record-tying five touchdowns. He posted a quarterback rating of 148.9 and was named the NFC Offensive Player of the Week for the second time in three games. Romo became the first Dallas quarterback to throw five touchdown passes since Aikman did it at Washington on Sept. 12, 1999. It also marked the ninth time that a Dallas quarterback threw five touchdown passes in a game. From the second quarter to the fourth, Romo completed 13 consecutive passes, tying the second-longest streak in club history. The record of 14 consecutive passes is shared by Steve Pelluer, who did it against Seattle on Nov. 27, 1986; and Randall Cunningham, who completed his last pass against Philadelphia on Sept. 3, 2000, and then completed his first 13 passes at Arizona on Sept. 10, 2000. In November, Romo's first full month as an NFL starter, he helped Dallas go 3-1 and was named the NFC Offensive Player of the Month. He completed 85-of-117 passes (72.6 percent) for 1,124 yards, nine touchdowns, and one interception and had a quarterback rating of 124.7 in November. In the last-minute win at the N.Y. Giants (12/3), Romo completed 20-of-34

passes for 257 yards with two interceptions. With 1:06 left in the game and the score tied, 20-20, Romo directed a six-play drive highlighted by a 42-yard completion to Jason Witten. That set Dallas up for the game-winning, 46-yard field goal by Martin Gramatica with six seconds remaining. Romo led Dallas on three scoring drives in the second half and each of them came after the Giants scored to tie the game. In the Sunday night game against the Saints (12/10), Romo lost his first home game as a Cowboys starter. He completed 16-of-33 passes for 249 yards and one touchdown with two interceptions. In the playoff-clinching win at Atlanta (12/16), Romo completed 22-of-29 passes (75.9 percent) for 278 yards and two touchdowns – a seven-yarder and 51-yarder to Terrell Owens. He was sacked three times and threw one interception and posted a quarterback rating of 113.9. He guided Dallas on four touchdown drives, including an 11-play, 80-yard drive in the final eight minutes, when Romo was five-of-five passing for 45 yards. In the Christmas Day loss to the Eagles (12/25), Romo completed 14-of-29 passes for 142 yards and one touchdown with two interceptions. In the season-ending loss to Detroit (12/31), Romo completed 23-of-32 passes (71.9 percent) for a career-high 321 yards, two touchdowns, and one interception for a quarterback rating of 111.6. He threw a six-yard touchdown pass to Patrick Crayton and a 56-yard touchdown pass to Terrell Owens, which was the longest completion of Romo's career and the longest reception of the season for Owens. In one stretch of the second half, Romo completed 11 consecutive passes. In the playoff loss at Seattle (1/6/07), Romo completed 17-of-29 passes (58.6 percent) for 189 yards and one touchdown for an 89.6 quarterback rating. His first career postseason touchdown pass was a 13-yarder that gave Dallas a 10-6 lead with 11 seconds left in the first half. He guided Dallas on an eight-play, 70-yard drive in the game's final minutes to set up a potential game-winning field goal. He bobbled the snap, however, and was tackled just short of the end zone.

2005: Romo beat out Drew Henson in training camp to be the backup quarterback. In the preseason, he completed 23-of-37 passes for 273 yards and one touchdown. He played in 16 regular season games, serving as the team's holder. Against Philadelphia (10/16), he took a knee on the final drive of the game to run out the clock.

2004: In his second season, Romo battled in training camp to become the club's backup quarterback. After completing 24-of-39 passes for 250 yards, a touchdown, and two interceptions in the preseason, he started the season as the backup quarterback and held the role for the first six games. In the season opener at Minnesota (9/12), he took over as the holder for PATs and field-goal attempts in the second quarter after a fumbled snap on the second field-goal attempt of the game. He became the club's full-time holder for the following week against Cleveland (9/19). For seven games, beginning with the game against Detroit (10/31), he was the team's third quarterback. He returned to the backup role at Philadelphia (12/19) and against Washington (12/26) but did not play with the offense. He closed the season at the N.Y. Giants (1/2/05) as the third quarterback.

2003: After signing with the Cowboys as a rookie free agent May 1, Romo spent the entire season

as the club's third quarterback. In the preseason, he completed nine-of-17 passes for 134 yards, one touchdown, and one interception. He was one of four rookie free agents to make the full-time roster following training camp.

COLLEGE: Romo became the first player in Eastern Illinois and Ohio Valley Conference history to win the Walter Payton Award, given annually to the nation's top player in Division I-AA. He finished his career as the school's and conference's all-time leader with 85 touchdown passes. He was second in school history and third in conference history with 8,212 passing yards. He was second in school history with 584 completions and 941 attempts. As a senior, he set school and conference records with 258 completions (407 attempts). He threw for 3,615 yards, the second-most in a season in conference history and third-most in school history, and 34 touchdowns. As a junior, he led Division I-AA in passing efficiency, completing 138-of-207 passes for 2,068 yards and 21 touchdowns. He earned All-America and All-Ohio Valley Conference honors and was named the OVC Player of the Year. As a sophomore, Romo ranked second in Division I-AA in passing efficiency, completing 164-of-278 passes for 2,583 yards and 27 touchdowns. He was named All-America honorable mention, All-OVC, and the OVC Player of the Year.

PERSONAL: A communications major at Eastern Illinois, Romo lettered three times in football for Burlington, Wis., High School. An avid golfer, Romo attempted to qualify for the 2004 and 2007 Byron Nelson tournament and the 2004, 2005, and 2007 U.S. Open but fell short. As a member of the Cowboys 2003 Rookie Club, a program designed to introduce rookies to community service in the Dallas area, he visited several non-profit organizations serving children and adults. He worked with the ChildCareGroup, The Salvation Army, Children's Medical Center Dallas, and Kid's Cafe at The Voice of Hope Ministries. He attended a special movie screening of "Radio," hosted by the Cowboys for 400 youths from area non-profit agencies. He also volunteered to play Bingo with over 100 senior citizens at The Brady Center as part of the Cowboys annual United Way Hometown Huddle event. During the 2006 offseason, Romo participated in the FUTURES Golf Classic along with members of the local media, other Dallas-area professional athletes, and FUTURES tour players. The event benefited Boys and Girls Club of Collin County, HomeAid, City House, and Hope's Door. During the 2006 season, Romo had the opportunity to visit with a "Make-A-Wish" guest of the Cowboys who "wished" to meet the Dallas Cowboys and attend a game at Texas Stadium. In April 2007, Romo joined teammates, Roy Williams, Terence Newman and DeMarcus Ware to attend a special celebration at Texas Stadium hosted by National Advisory Organizations Conference honorary chairs Gene and Jerry Jones for The Salvation Army delegates attending the international conference. Also in the 2007 offseason, he attended Stars of Texas...Racing Against the Odds fundraiser hosted by local radio personality and newspaper columnist Randy Galloway at Lone Star Park for the American Diabetes Association and served as a special guest at the Dallas All Sports Association's Hall of Fame Luncheon where he participated in a Q&A with Mike Doocy, Sports Anchor of KDFW-TV the Fox Affiliate in Dallas.

ROMO'S COWBOYS TOTALS

Year Team	GP-GS	CAREER REGULAR SEASON PASSING									
		Att	Cmp	Pct	Yds	Yds/Att	TD	Int	Long	Sacks	Rating
2003 Dallas	0-0	0	0	0.0	0	0.0	0	0	0	0	0
2004 Dallas	6-0	0	0	0.0	0	0.0	0	0	0	0	0
2005 Dallas	6-0	0	0	0.0	0	0.0	0	0	0	0	0
2006 Dallas	16-8	337	220	65.3	2,903	8.6	19	13	56t	21/124	95.1
Totals	28-8	337	220	65.3	2,903	8.6	19	13	56t	21/124	95.1


Playoffs	
2006 Dallas	1-1
	29 17 58.6 189 6.5 1 0 32 2/21 89.6

Year Team	RUSHING					
	No	Yds	Avg	Long	TD	
2003 Dallas	0	0	0.0	0	0	
2004 Dallas	2	-2	-1.0	0	0	
2005 Dallas	0	0	0.0	0	0	
2006 Dallas	34	102	3.0	16	0	
Totals	36	100	2.8	16	0	

Playoffs	
2006 Dallas	1-1
	0 0 0.0 0 0

2006 (Dallas)													
Date	Opp	Att	Cmp	Yds	Pct	TD	Int	Long	Sacks	Rating	W/L	Score	
9/10	@ Jacksonville										L	17-24	Did Not Play
9/17	vs. Washington										W	27-10	Did Not Play
10/1	@ Tennessee										W	45-14	Did Not Play
10/8	@ Philadelphia										L	24-38	Did Not Play
10/15	vs. Houston	2	2	35	100.0	1	0	33	0/0	158.3	W	34-6	
10/23	vs. N. Y. Giants	25	14	227	56.0	2	3	53t	2/8	73.7	L	22-36	
10/29	@ Carolina	25	24	270	66.7	1	1	28	2/12	86.6	W	35-14	
11/5	@ Washington	36	24	284	66.7	2	0	48	2/17	109.0	L	19-22	
11/12	@ Arizona	29	20	308	69.0	2	0	51t	0/0	126.8	W	27-10	
11/19	vs. Indianapolis	23	19	226	82.6	0	1	33	1/1	89.5	W	21-14	
11/23	vs. Tampa Bay	29	22	306	75.9	5	0	45	1/8	148.9	W	38-10	
12/3	@ N.Y. Giants	34	20	257	58.8	0	2	42	1/2	58.1	W	23-20	
12/10	vs. New Orleans	33	16	249	48.5	1	2	50	2/18	58.8	L	17-42	
12/16	@ Atlanta	29	22	278	75.9	2	1	51t	3/20	113.9	W	38-28	
12/25	vs. Philadelphia	29	14	142	48.3	1	2	17	3/24	45.5	L	7-23	
12/31	vs. Detroit	32	23	321	71.9	2	1	56t	4/14	111.6	L	31-39	
Totals		337	220	2,903	65.3	19	13	56t	21/124	95.1		9-7	

Playoffs	
1/6/07	@ Seattle
	29 17 189 58.6 1 0 32 2/21 89.6 L 20-21



Marcus Spears



Defensive End

D-1b for '05
(20th overall)

6'4"

305

3/8/83

Louisiana State

NFL: 3rd Year

Cowboys: 3rd Year

PRO: The Cowboys liked Spears's combination of size and speed and took him in the first round (20th overall) of the 2005 NFL Draft. After recording only 2.5 sacks in his first two seasons, he'll be counted on for better production this year in the Cowboys new 3-4 scheme, which will allow him to be more aggressive. Spears has endured bad luck in each of his first two training camps. In his first training camp in 2005, he sprained his right knee and ankle and strained his calf. He missed the first three preseason games but returned for the final preseason game, in which he recorded three tackles and a sack. Before the 2006 season, Spears had minor knee surgery to repair meniscus damage and missed the first two weeks of training camp. He returned to play in the final three preseason games as well as the entire

regular season and one playoff game. Spears finished ninth on the Cowboys with 48 tackles and tied for fifth with three quarterback pressures in 2006.

2006: For the second consecutive year, Spears injured his knee in training camp and missed part of the preseason. He returned to play in three exhibition games and started 16 regular season games. Spears finished the season with 48 tackles, including 31 solo tackles. He recorded just one sack but had three quarterback pressures, two tackles for a loss, and three pass deflections. In the season opener in Jacksonville (9/10), Spears had two tackles, including one for a loss, as the Cowboys held the Jaguars to 2.4 yards-per-carry. In the Sunday night game against the Redskins (9/17), Spears recorded his only sack

STAFF
TONY ROMO
2006 SEASON RECORDS
PLAYOFF RECORDS
HISTORY
SIDELINES

of the season, taking down Mark Brunell in the first quarter. Spears also made two tackles, and the Cowboys held the Redskins to 245 yards and no offensive touchdowns. After the Cowboys bye week, Spears led all defensive linemen with four tackles against Tennessee (10/1) in Titans quarterback Vince Young's first start. The Titans rushed for just 78 yards on 27 carries. Spears made two tackles the next week at Philadelphia (10/8) and also broke up a pass at the line of scrimmage. The next week, at home against Houston (10/15), he had three tackles and a quarterback pressure. The Texans were limited to 34 yards on 17 carries. He made three tackles in a Monday night loss against the N.Y. Giants (10/23), when the Cowboys allowed 36 points and 328 total yards. In the Sunday night win at Carolina (10/29), Spears made two tackles and a quarterback pressure, and the Cowboys limited Carolina to 204 total yards, including 76 rushing yards. Spears had five tackles the following week in Washington (11/5) and four tackles at Arizona (11/12), where the Cardinals were held to 10 points and 86 rushing yards. The Cowboys handed the Colts (11/19) their first loss of the season the following week. Spears had three tackles, including one for loss, and the Colts scored a season-low 14 points. In the Thanksgiving Day game against Tampa Bay (11/23), he had three tackles, and the defense limited the Bucs to 211 yards, including 28 in the second half. Spears had two tackles in the Cowboys 23-20 win at the N.Y. Giants (12/3). He made a season-high six tackles in a home loss to New Orleans (12/10) and four tackles in a win at Atlanta (12/16), where the Cowboys sacked Michael Vick four times. Spears had three tackles in the Cowboys Christmas Day loss to the Eagles (12/25) and did not record a stat in the season finale against the Lions (12/31). In his postseason debut, Spears had one tackle and led the team with two quarterback pressures against Seattle (1/6/07).

2005: Spears began his rookie season as a reserve but became a starter in Week 7. He earned All-Rookie honors from Pro Football Weekly after making 35 tackles, which ranked 12th on the team and third among the team's linemen and rookies, and six quarterback pressures, which ranked fourth on the team. He also had 1.5 sacks and a pass defended. In his NFL debut at San Diego (9/11), Spears was in the defensive line rotation but did not record a tackle. Against Washington (9/19), he split his first career sack with Greg Ellis and made his first career tackle. The defense limited running back Clinton Portis to 52 yards on 17 carries. He then led all defensive linemen with four tackles at San Francisco (9/25). Spears helped limit Philadelphia (10/9) to 129 yards, including 19 rushing yards, the fourth-lowest rushing total the team has ever allowed. He made his first NFL start at Seattle (10/23) and made three tackles and a batted pass. He helped limit Shaun Alexander, the NFL's leading rusher in 2005, to 61 yards on 21 carries (2.9 yards-per-carry). Spears was named the full-time starter the next week. Against Arizona (10/30), he led all linemen with four tackles and helped limit the Cardinals to 213 total yards, including 71 rushing yards. At Philadelphia (11/14), he made a season-high seven tackles, which ranked first among linemen and second on the team, before recording three tackles at the N.Y. Giants (12/4). He had four tackles against Kansas City (12/11) and made the biggest play of the game. With 1:16 left

in the first half and Dallas trailing, 14-10, Spears recovered a Trent Green fumble at the Cowboys 15-yard line and ran 59 yards to the Chiefs 26-yard line. Three plays later, quarterback Drew Bledsoe threw a touchdown pass to Jason Witten, giving Dallas a 17-14 halftime lead. The 59-yard return was the longest ever by a Dallas rookie and the eighth-longest in team history. At Washington (12/18), Spears made three tackles. In the season finale against St. Louis (1/1/06), he made two tackles and his first solo sack of his career.

COLLEGE: Spears finished his career at LSU with 34.5 tackles for a loss and 19.0 sacks, the fifth-most in school history. He had a career year as a senior, earning first-team All-America honors from the Walter Camp Foundation and American Football Coaches Association, second-team All-America honors from *Sports Illustrated*, and first-team All-SEC honors. He also was a semifinalist for the Bednarik Award and Lombardi Award. He tied his career-high in tackles (49) and set career highs in tackles for a loss (17) and sacks (nine). The nine sacks were the fourth-most in LSU history. He also made 21 quarterback pressures. The Tigers finished third in the country in total defense in 2004. During LSU's national championship season in 2003, Spears made 49 tackles, 23 quarterback pressures, 13 tackles for a loss, six sacks, and six passes defended to earn first-team All-SEC honors. Against Oklahoma in the Sugar Bowl, Spears returned an interception 20 yards for a touchdown to give the Tigers a 21-7 lead. The Tigers won, 21-14, to claim the national title. Spears's sophomore year marked his first as a full-time defensive player. He made 46 tackles, 16 quarterback pressures, 3.5 tackles for a loss, and three sacks. He played at tight end, fullback, and defensive end as a freshman, recording two catches for 20 yards. On defense, he made eight tackles, a sack, and a tackle for a loss. He earned freshman All-SEC honors as a tight end.

PERSONAL: Marcus Raishon Spears was one of the mostly highly touted two-sport athletes in the country following his senior season at Southern University Lab High School in Baton Rouge, La. He was rated the top tight-end prospect in America and the third-best overall prospect after earning consensus All-America honors. As a senior, he became the first Louisiana player since 1991 to be named first-team 1A all-state on offense and defense. He finished his senior season with 28 catches for 435 yards and three touchdowns and 245 rushing yards and six touchdowns. He also made 22 tackles for a loss, 11.5 sacks, and four fumble recoveries. Spears was also one of the nation's top basketball prospects. At LSU, he majored in communication studies and was actively involved in community service. His sister, Deidre, was a three-year letterman on the basketball team at LSU and was a starter in two of those years. As a rookie in Dallas, Spears was a member of the Cowboys 2005 Rookie Club, which introduced rookies to community service in the Dallas area. The program worked with The Salvation Army, Children's Medical Center in Dallas, and Meals on Wheels. In the spring, Spears and teammate DeMarcus Ware were once again co-chairs for the Taste of the NFL: The Ultimate Dallas Cowboys Tailgate Party with Kent Rathbun at Abacus restaurant, which benefited The North Texas Food Bank. The

2006 event raised enough money to provide 330,000 meals, while the 2007 event raised \$116,000, enabling the Food Bank to provide over 500,000 meals for hungry North Texans. Spears also annually participates in the team's


support of The Salvation Army Angel Tree Program providing Christmas gifts to underprivileged children in the Dallas-Fort Worth area. He and his wife, Aiysha, have on daughter – Macaria Reagan (2/23/07).

SPEARS'S COWBOYS TOTALS

Year Team	GP-GS	DEFENSE						INTERCEPTIONS				FUMBLES REC							
		ST	AT	TT	Sks-Yds	Tkl/Ls	OB Prs	PBU	FF	No	Yds	Avg	Lg	TD	No	Yds	Avg	Lg	TD
2005 Dallas	16-10	27	8	35	1.5(-12)	0(0)	6	1	0	0	0	0.0	0	0	1	59	59.0	59	0
2006 Dallas	16-16	31	17	48	1.0(-8)	2(-6)	3	3	0	0	0	0.0	0	0	0	0	0.0	0	0
Totals	32-26	58	25	83	2.5(-20)	2(-6)	9	4	0	0	0	0.0	0	0	1	59	59.0	59	0
Playoffs																			
2006 Dallas	1-1	0	1	1	0.0(0)	0(0)	2	0	0	0	0	0.0	0	0	0	0	0.0	0	0

SINGLE-GAME BESTS

Tackles – 7 @ Philadelphia, 11/14/05



Anthony Spencer

Linebacker

D-1 for '07
(26th overall)

6'3"	257	1/23/84	Purdue
------	-----	---------	--------

NFL: Rookie | Cowboys: Rookie

COLLEGE: With new Cowboys head coach Wade Phillips's emphasis on athletic pass rushers, Spencer was a strong choice as the 26th pick in the first round of the 2007 NFL Draft. At the combine, he ran the 40-yard dash in 4.7 seconds and ran 20 yards in 2.78. He can bench press 500 pounds and is very agile for a 257-pound player. He is strong enough to bull rush opposing linemen and fast enough to offer a change of pace. A defensive end in college, he will play outside linebacker in the NFL. In 47 games at Purdue, Spencer started 36 games, making 155 tackles (106 solos), two fumble recoveries, 13 pass deflections, and a blocked kick. He ranked fifth in school history with 21 sacks and ranked seventh with 44 tackles for a loss. His 11 forced fumbles rank second in school history. During the Cowboys OTA's and minicamps this spring, Spencer stepped in for Greg Ellis at strongside linebacker with the first team while Ellis rehabbed his Achilles injury.

2006: Spencer earned first-team All-American honors from The NFL Draft Report, second-team honors from Rivals.com and the Walter Camp Football Foundation, third-team honors from The Associated Press, and honorable mention from *Pro Football Weekly*. He was also a finalist for the Ted Hendricks Award, given to the top defensive end in the nation, and a quarterfinalist for the Lott Trophy, given to the defensive impact player of the year. He earned first-team All-Big Ten Conference honors from the league's coaches and media and was named Big Ten Player of the Week in back-to-back games, against Notre Dame and Minnesota. He was the Boilermakers's defensive co-captain and started all year at strongside defensive end, ranking second on the team with a career-high 93 tackles (69 solos). He led the team with 10.5 sacks, which ranked seven in school history. He also had 26.5 tackles for a

loss, which ranked first in the Big Ten – second in the nation, second in school history – behind Jeff Zgonina's 28 in 1992 – and fifth in Big Ten history. Spencer also had five quarterback pressures, one blocked kick, six pass deflections, five forced fumbles, and one fumble recovery. Despite playing with a sore knee against Notre Dame, Spencer made a career-high 15 tackles (seven solo), the most by a Purdue defensive end since 1997. He also made a pass deflection and 4.5 tackles for a loss. In a 27-21 win over Minnesota, he was named the Big Ten's Player of the Week after making a then career-high 10 tackles (nine solo), two sacks, three tackles for a loss, a forced fumble, and a fumble recovery.

2005: Spencer started all 11 games at strongside defensive end. He made 23 tackles (16 solos), three sacks, and 7.5 tackles for a loss. He also had three forced fumbles, one fumble recovery, and one pass deflection.

2004: As a sophomore, he was named to Ted Hendricks Award watch list and went on to earn All-Big Ten Conference honorable mention from the league's coaches and media. He started every game at strongside defensive end and tied for the conference lead with three forced fumbles. He made 33 tackles (18 solos), 7.5 sacks, and 9.5 tackles for a loss. He also deflected six passes.

2003: As a second-year freshman in 2003, he appeared in 10 games as a reserve defensive end but mostly played on special teams. He finished the year with six tackles and played in just one of the first four games because of a foot injury he suffered in spring camp. Spencer was redshirted as a true freshman in 2002.

PERSONAL: Anthony E. Spencer, II, was a three-year starter at nose guard and fullback at Bishop

Luers High School in Fort Wayne, Ind. He was a two-time all-state selection and three-time all-area and all-conference selection. He was named *The Indianapolis Star's* Defensive Lineman of the Year as a senior, when his team won the Class 2A state championship. He made 65 tackles, 24 tackles for a loss, seven sacks, seven fumble recoveries, and one interception.

As a fullback, he rushed for more than 600 yards and 13 touchdowns, averaging 9.1 yards-per-carry. He closed his career as the school's recordholder with 73 tackles for a loss and 27 sacks. He also lettered twice in basketball. Spencer majored in African-American studies at Purdue and minored in law society.

SPENCER'S PURDUE TOTALS

Year	GP-GS	DEFENSE							FUMBLES REC				
		ST	AT	TT	Sks-Yds	Tkl/Ls	QB Prs	PBU	FF	No Yds	Avg	Lg	TD
2003	10-0	3	3	6	0.0(0)	0.5(-1)	0	0	0	0	0.0	0	0
2004	12-11	18	15	33	7.5(-55)	9.5(-50)	6	3	0	0	0.0	0	0
2005	11-11	16	7	23	3.0(-22)	7.5(-36)	6	3	1	0	0.0	0	0
2006	14-14	69	24	93	10.5(-70)	26.5(-110)	6	51	0	0.0	0	0	0
Total	47-36	106	49	155	21.0(-147)	44.0(-241)	18	11	2	0	0.0	0	0

ADDITIONAL STATISTICS

Blocked Field Goals – 1 vs. Miami (Oh.), 2006



Isaiah Stanback

Wide Receiver

D-4a for '07
(103rd overall)

6'2"

208

8/16/84

Washington

NFL: Rookie

Cowboys: Rookie

COLLEGE: A versatile athlete, Stanback played quarterback in college but will move to wide receiver in the NFL. The Cowboys drafted him in the fourth round with the hope that he will become the next Hines Ward or Antwaan Randle El. He'll initially try to make his mark as a return man while he adjusts to wide receiver in training camp. At Washington, Stanback began as a receiver in his freshman season but went on to become one of the most prolific quarterbacks in school history. He ranked 11th in school history with 3,868 career yards, second with 14.38 career yards-per-completion, third among quarterbacks with 794 career rushing yards and fourth with 126.0 total offensive yards-per-game. He finished sixth with 7.4 career yards-per-pass attempt, sixth among quarterbacks with 234 career rushing attempts, and tenth with 4,662 career offensive yards. In the spring of his junior year, he competed in track and placed fifth in the 100 meters at the Pac-10 Finals. He also finished sixth in the West Regional Meet at BYU, missing an NCAA Championship berth by .02 seconds. Three of his times rank in the school's all-time top 10: a 10.48 in the 100 meters (ranks eighth), a 40.07 in the 4x100 (seventh), and a 6.80 in the indoor 60 meters (eighth). Although he didn't play baseball in college, Stanback was selected by the Baltimore Orioles in the 2006 Amateur Draft.

2006: A promising senior season ended after seven games when Stanback had surgery on his sprained right foot Oct. 17. Before the injury, he was 101-of-189 passing for 1,325 yards with 10 touchdowns and three interceptions. He also rushed for 350 yards (4.1 yards-per-carry) and ranked second in the Pac-10 and 22nd in the nation with 239.3 total yards-per-game. The Huskies were 4-3, including 2-2 in the confer-

ence. The injury occurred in a 27-17 loss to Oregon State, where Stanback completed 12-of-24 passes for 162 yards and scored both of the Huskies touchdowns on runs. In the season-opening win over San Jose State, he completed 16-of-25 passes for 168 yards and a touchdown. He also had career highs for rushing attempts (17) and rushing yards (102). In a win over UCLA, Stanback accounted for 248 of UW's 249 total yards, throwing for 200 yards on 18-of-29 passing and running for 48 yards on 13 carries. He also had three passing touchdowns.

2005: Stanback started all 11 games at quarterback and was named the team's Most Outstanding Player after completing 143-of-264 passes (54.2 percent) for 2,136 yards and nine touchdowns. His 2,136 passing yards ranked 15th in school history, and his 194.2 passing yards-per-game ranked 11th. Stanback also rushed for 353 yards and five touchdowns on 100 carries. He finished his junior season ranked tenth in school history with 2,489 total yards in his career and eighth in school history with 226.3 total yards-per-game. He led the Huskies to a win at Arizona by completing 10-of-19 passes for 157 yards, including a career-long 69-yard Hail Mary touchdown pass as time expired in the first half. He also had a career-high 96 rushing yards and two rushing touchdowns. Against number one USC, he completed 14-of-18 passes for 201 yards and a touchdown and also scored on a run.

2004: As a sophomore, Stanback played in five games at quarterback: against Fresno State, Oregon State, USC, Arizona, and WSU. He finished the year ranked second on the team with 389 passing yards and three passing touchdowns. He also rushed for 66 yards and two

touchdowns. In three quarters against Oregon State, Stanback completed 11-of-29 passes for 219 yards with two touchdowns and an interception. His 19.9 yards-per-completion against the Beavers were the fifth-most in a game in UW history. He also led the Huskies with 51 rushing yards. His first career start at quarterback came against USC.

2003: Stanback played in all 11 games as a freshman, mostly as a wide receiver and kick returner. He caught 10 passes for 143 yards, leading the team with 14.3 yards-per-catch. His best game came against Arizona, when he made four catches for 82 yards, including a career-best 41-yard reception. Stanback also averaged 16.6 yards on eight kickoff returns. He saw late action at quarterback in two games. In 2002, he was a redshirt freshman.


PERSONAL: A native of Seattle, Stanback attended Garfield High School, where he passed for 1,628 yards and 12 touchdowns and rushed for 700 yards and nine touchdowns as a senior. His 1,628 passing yards ranked second among Washington state Class 4A quarterbacks. As a junior, he passed for 1,653 yards and 13 touchdowns and was named one-of-three "blue chip" players by *The Seattle Times*. Stanback was a member of the Tacoma News-Tribune's "Western 100" and was also an all-KingCo Conference pick in 2000 and 2001. Following his high school career, he earned *PrepStar* and *SuperPrep* All-American honors. *SuperPrep* rated him fifth in the nation among quarterbacks and *Tom Lemming's Prep Football Report* rated him 23rd. Stanback also played baseball for Garfield. He majored in marketing and American ethnic studies at Washington.

STANBACK'S WASHINGTON TOTALS

Year	GP-GS	PASSING							
		Att	Cmp	Yds	Yds/Att	Pct.	TD	Int	Long
2003	11-0	2	2	18	9.0	100.0	0	0	13
2004	7-5	68	23	389	5.7	33.8	3	3	52
2005	11-11	264	143	2,136	8.1	54.2	9	6	69
2006	8-8	189	101	1,325	7.0	53.4	10	3	56
Total	37-24	523	269	3,868	7.4	51.4	22	12	69

Year	RUSHING					RECEIVING				
	No	Yds	Avg	Long	TD	No	Yds	Avg	Long	TD
2003	8	25	3.1	7	0	10	143	14.3	41	0
2004	41	66	1.6	26	2	1	3	3.0	3	0
2005	100	353	3.5	33	5	1	0	0.0	0	0
2006	85	350	4.1	36	4	0	0	0.0	0	0
Total	234	794	3.4	36	11	12	146	12.2	41	0

Year	KICKOFF RETURNS				
	No	Yds	Avg	Long	TD
2003	8	133	16.6	23	0
2004	0	0	0.0	0	0
2005	0	0	0.0	0	0
2006	0	0	0.0	0	0
Total	8	133	16.6	23	0



Montavious Stanley



Defensive Tackle

D-6 for '06
(182nd overall)

6'2"

308

10/10/81

Louisville

NFL: 2nd Year

Cowboys: 2nd Year

PRO: Stanley has the size and durability to be an integral inside player in the 3-4 defense. That was one of the reasons the Cowboys drafted him in the sixth round (182nd overall) of the 2006 NFL Draft. As a defensive tackle at Louisville, he showed he was strong enough to contain the run or clog the middle by taking on multiple blockers. Stanley was versatile enough to start at left defensive end, left defensive tackle, nose guard, and right defensive tackle in college. He was released by Dallas on Sept. 2, 2006, and signed with the St. Louis practice squad. He was picked up by Jacksonville, where he played in three games before being released. He was then claimed off

waivers by the Cowboys.

2006: A sixth-round draft pick by the Cowboys, Stanley was released before the start of the season. He quickly signed with the St. Louis practice squad, where he remained until signing with Jacksonville on Sept. 12. He played in three-of-eight games with the Jaguars and made four tackles, half a sack, and a forced fumble before being released Nov. 15. He was inactive his first three games with the Jaguars before making his NFL debut against the N.Y. Jets (10/8), against whom he forced a fumble. He played at Houston (10/22) and against Tennessee (11/5). He was inactive at Philadelphia (10/29) and was active

but did not play against Houston (11/12) and was released Nov. 15. He signed with the Cowboys practice squad Nov. 16 and was inactive for the rest of the season.


COLLEGE: Stanley finished his career at Louisville 12th in school history with 12.5 sacks and tied for ninth with 30 tackles for a loss. As a senior, he was a first-team All-Big East Conference choice by the NFL Draft Report after finishing the season with 48 tackles and career highs in sacks (5.5) and tackles for a loss (10). He also recovered three fumbles and forced one. He helped the Cardinals go 9-3 and earn a Gator Bowl berth. In his second start of the season, at West Virginia, he made a season-high eight tackles and one tackle for a loss. Stanley missed the Gator Bowl against Virginia Tech after under going surgery Dec. 15 to repair a torn pectoral muscle. As a junior, he started 10 games at right defensive tackle and made 30 tackles, four sacks, and 4.5 tackles for a loss. He also forced and recovered two fumbles, including one in the end zone for a touchdown, and deflected two passes. He made a season-high six tackles against Memphis. Against Houston, he tied his season-high of six tackles and added 1.5 tackles for a loss and a sack. He recovered one fumble

for a touchdown against Tulane. As a sophomore, he started 12 games for the Cardinals on left defensive end and then switched to left tackle for the GMAC Bowl. Stanley finished the year with 37 tackles, three sacks, 13 tackles for a loss, and two pass deflections. At Cincinnati, he had a season-high six tackles and added two more for a loss. He did not record any stats in the GMAC Bowl against Miami. As a freshman, Stanley played in 10 games as a reserve defensive end, helping the Cardinals go 7-5. He made 16 tackles, 2.5 tackles for a loss, and a fumble recovery. At Colorado State, he had no tackles, but he recovered a fumble and returned it 56 yards, to the two-yard line, setting up a Cardinal touchdown. He made a season-high five tackles at Army, including one tackle for a loss. He redshirted as a freshman in 2001.

PERSONAL: Stanley attended Westover High School in Albany, Ga., where he lettered four times in football and earned all-state honors as a defensive tackle during his junior and senior years. As a senior, he helped the team go 11-2 and make the state semifinals. As a junior, he led the school to a state title with a 13-2 record. Stanley was a general studies major at Louisville.

STANLEY'S NFL TOTALS

Year	GP-GS	ST			DEFENSE		Tkl/ Ls	QB Prs	PBU FF
		AT	TT	Yds	Sks				
2006 Jacksonville	3-0	4	0	4	0.5(0)	0(0)	0	0	1



Joey Thomas

23

Cornerback

FA for '07

6'1"

190

8/29/80

Montana State

NFL: 3rd Year

Cowboys: 1st Year

PRO: Thomas signed with the Cowboys as a free agent Jan. 10, 2007. Dallas is his third team since 2004, when he was drafted by Green Bay in the third round (70th pick). As a rookie with the Packers, he played mostly on special teams and also had spot duty on defense. He played in six games in 2005 before being released Nov. 2, and he was claimed the next day by the Saints. Thomas played the last five games of the 2005 season with New Orleans, making one special teams tackle. The Saints released him after training camp in 2006, and he remained unsigned for the entire season. A standout at Montana State, Thomas intrigued the Cowboys before the 2004 draft, visiting the team along with other prospects in the weeks leading up to the draft.

2006: Thomas went to training camp with the Saints and played in three preseason games before being released Aug. 29, when New Orleans trimmed its roster to 53 players. Thomas was out of football during the 2006 season.

2005: Thomas made his first NFL start against Cleveland (9/18), making four tackles at cornerback, but he suffered a head injury that sidelined

him the following week against Tampa Bay. Thomas returned as a reserve against New Orleans (10/9) and made a career-high five tackles and one pass deflection. But after playing six games with the Packers, Thomas was waived Nov. 2. He was claimed off waivers the following day by the Saints, who made him active for five of the last eight games. Thomas made one special teams tackle with the Saints.

2004: Taken in the third round (70th overall) by the Packers, Thomas played in 15 games as a rookie, including the wild card game against Minnesota (1/9/05). He finished the season with 15 tackles, including 13 solo tackles, and one forced fumble. He also had six tackles on special teams. In his NFL debut against Carolina (9/13), he made one special teams tackle, and another special teams tackle at Indianapolis (9/26). He saw his first action on defense in a win over Dallas (10/24), making one tackle and one pass deflection. He had two solo tackles in a 16-13 win against Houston (Nov. 21), including one that prevented Texans wide receiver Andre Johnson from scoring a touchdown. Thomas forced a fumble

ble and made a career-high five tackles in a Monday night win over St. Louis (11/29). He knocked the ball away from Rams receiver Isaac Bruce in the final minutes, allowing teammate Ahmad Carroll to recover the ball and return it for a touchdown. Thomas played several snaps on defense against Detroit (12/12), making one tackle, and he made two more tackles on defense against Jacksonville (12/19). Thomas made two tackles in each of the final two games, at Minnesota (12/24) and Chicago (1/2). He also made one tackle in the playoff loss against Minnesota (1/9/05).

COLLEGE: Thomas played four years at Division I-AA Montana State, where he finished with 122 tackles (84 solo), two sacks, and 11 interceptions. Thomas earned first-team All-Big Sky honors as a senior, helping Montana State win its second straight conference championship. He made 30 tackles, one sack, and four interceptions. Injuries limited him to just eight games in his junior season. As a sophomore in 2001, Thomas started all 11 games and earned first-

team All-Big Sky honors and was an honorable mention All-American pick. He led the team with five interceptions and added 43 tackles and a conference-high 18 pass deflections. In 2000, Thomas started eight games and made two interceptions. He originally enrolled at the University of Washington as a late-qualifier before transferring to Montana State. Thomas also ran track at Montana State, and as a senior, he placed third in the 55-meter dash at the Big Sky Conference Indoor Track and Field Championships.

PERSONAL: Thomas was a two-time all-state and all-area selection cornerback at John F. Kennedy High School in Burien, Wash., where he earned three letters in football, basketball, and track. As a junior, he finished second in the state with eight interceptions. He also played quarterback, completing 60 percent of his passes, and had four 100-yard rushing performances. Thomas owns his own record label, Reality's Image. His father, Joey, is a retired AAU basketball and little league football coach.

THOMAS'S NFL TOTALS


Year Team	GP-GS	DEFENSE						FUMBLES REC				INTERCEPTIONS							
		ST	AT	TT	Sks-Yds	Tkl/Ls	QB Prs	PBU	FF	No	Yds	Avg	Lg	TD	No	Yds	Avg	Lg	TD
2004 Green Bay	14-0	13	2	- 15	0.0(0)	0(0)	0	2	1	0	0	0.0	0	0	0	0	0.0	0	0
2005 Green Bay	6-1	12	4	- 16	0.0(0)	0(0)	0	3	0	0	0	0.0	0	0	0	0	0.0	0	0
New Orleans	5-0	0	0	- 0	0.0(0)	0(0)	0	0	0	0	0	0.0	0	0	0	0	0.0	0	0
2006		Out of Football																	
Totals	25-1	25	6	- 31	0.0	0.0	0	5	1	0	0	0.0	0	0	0	0	0.0	0	0
Playoffs																			
2004 Green Bay	1-0	1	1	- 2	0.0(0)	0(0)	0	0	0	0	0	0.0	0	0	0	0	0.0	0	0

ADDITIONAL STATISTICS

Special Team Tackles - 2004 (6 - Green Bay), 2005 (1 - New Orleans), Total - 7

SINGLE-GAME BESTS

Tackles - 5 vs. St. Louis, 11/29/04, and vs. New Orleans, 10/9/05



Tyson Thompson

28

Running Back

FA for '05

6'1"

225

5/21/81

San Jose State

NFL: 3rd Year

Cowboys: 3rd Year

PRO: After signing with the Cowboys as a rookie free agent following the 2005 NFL Draft, Thompson impressed coaches enough to become one-of-two rookie free agents to make the team out of training camp and stay on the active roster all season. As a rookie, Thompson returned kickoffs and set season club records with 57 returns and 1,399 return yards. He finished fourth in the NFC, ninth in the NFL, and first among NFC rookies with a 24.5-yard return average. He was also a capable backup running back. In his second season, Thompson finished second in the NFC and sixth in the league with a 26.0-yard kickoff return average before suffering a season-ending fractured left ankle on a return at Carolina (10/29). Before the injury, Thompson returned his 75th career kickoff, qualifying him for the club's all-time list. His 24.9-yard return aver-

age ranks third-best coming into the 2007 season. After rehabbing the ankle, Thompson looks to return this season and continue his role as the kick returner and backup running back.

2006: In his second season, Thompson returned 21 kickoffs for 546 yards (26.0 yards-per-return) and rushed 13 times for 30 yards and a touchdown. His season ended after seven games when he fractured his left ankle and landed on injured reserve. In the season-opening loss at Jacksonville (9/10), Thompson had two kickoff returns for 56 yards. He rushed three times for five yards and had two kickoff returns for 53 yards in the win over Washington (9/17). At Tennessee (10/1), he scored his first career touchdown on a seven-yard rush in the first quarter and finished with five carries for 18 yards and a touchdown. He also returned two kickoffs for 43 yards. At

Philadelphia (10/8). Thompson had a career-high 151 yards on five kickoff returns (30.2 yards-per-return), including a season-long 41-yard return that set up the first Dallas touchdown. Against Houston (10/15), he took over at running back on the final drive and had five runs for seven yards. He also had two kickoff returns for 50 yards. Thompson returned a season-high six kickoffs for 136 yards at the N.Y. Giants (10/23). At Carolina (10/29), he had two returns for 67 yards (33.5 yards-per-return). He fractured his ankle on a late hit out of bounds on his second return. He was placed on injured/reserve, where he remained for the rest of the season.

2005: In his rookie season, Thompson set a club record for kickoff returns (57) and kickoff return yards (1,399) and finished fourth in the NFC and ninth in the league with a 24.5-yard kickoff return average. He added 46 rushes for 182 yards and three catches for 16 yards. He was inactive for the season opener at San Diego (9/11) but made his NFL debut against Washington (9/19). He made three carries for four yards and returned three kickoffs for 94 yards, a season-high 31.3-yard average, including a season-long 49-yard return. At San Francisco (9/25), he averaged 20.6 yards on five kickoff returns and had one carry for three yards. He had seven carries for 32 yards at Oakland (10/2) and made his first career catch, which went for eight yards. Against Philadelphia (10/9), Thompson took over as running back for Julius Jones and earned Diet Pepsi NFL Rookie of the Week honors after leading the team with 75 yards on 20 carries. He also returned three kickoffs for 87 yards (29.0 yards-per-return), including a 40-yard return to open the game. With Jones out with an ankle injury against the N.Y. Giants (10/16), Thompson had three carries for 13 yards. He also averaged 20.0 yards on five kickoff returns. At Seattle (10/23), Thompson averaged 5.7 yards on six second-half carries. He also matched his season-high average of 31.3 yards on three kickoff returns. He rushed four times for 19 yards while spelling Marion Barber against Arizona (10/30). He then had five

kickoff returns for 107 yards at Philadelphia (11/14). Against Detroit (11/20), Thompson played at running back for the first time in two weeks and gained two yards on two carries. He averaged 27 yards on three kickoff returns Thanksgiving Day against Denver (11/24). Against Kansas City (12/11), he averaged 26.0 yards on five kickoff returns. The Cowboys average starting position following kickoffs was the 31-yard line. Thompson had a season-high six returns for 136 yards at Washington (12/15) before returning five kickoffs for 132 yards, including a 40-yard return with 2:32 left to set up the game-winning touchdown drive at Carolina (12/24). In the season finale against St. Louis (1/1/06), he broke the club record for kickoff returns and return yards in a season by adding five returns for a season-high 143 yards. His 44-yard return with 1:52 left in the half helped set up a game-tying field goal.

COLLEGE: Thompson closed his collegiate career playing one season at San Jose State after playing two years at Garden City Community College. As a junior, he led the Spartans with 811 rushing yards and was third on the team with five touchdowns. At Garden City, he had limited playing time but still rushed for 1,063 yards and 12 touchdowns on 159 carries. In his final game at Garden City, he rushed 25 times for 323 yards and three touchdowns against nationally ranked Glendale, Ariz., College.

PERSONAL: Thompson starred at Irving, Texas, High School as a running back. As a senior, he rushed for 2,418 yards on 358 carries and scored 160 points. He was a semifinalist for the 1999 Texas Class 5A Player of the Year award. Thompson is the first product of Irving, home of the Dallas Cowboys and Texas Stadium, to play for the Cowboys. Thompson was a member of the Cowboys 2005 Rookie Club, a program designed to introduce rookies to community service in the Dallas area. The program worked with The Salvation Army, Children's Medical Center Dallas and Meals on Wheels.

THOMPSON'S COWBOYS TOTALS

Year Team	GP-GS	RUSHING					RECEIVING				
		No	Yds	Avg	Long	TD	No	Yds	Avg	Long	TD
2005 Dallas	15-0	46	182	4.0	16	0	3	16	5.3	8	0
2006 Dallas	7-0	13	30	2.3	7	1	0	0	0.0	0	0
Totals	22-0	59	212	3.6	16	1	3	16	5.3	8	0

Year Team	KICKOFF RETURNS				
	No	Yds	Avg	Long	TD
2005 Dallas	57	1,399	24.5	49	0
2006 Dallas	21	546	26.0	41	0
Totals	78	1,945	24.9	49	0

SINGLE-GAME BESTS

Carries – 20 vs. Philadelphia, 10/9/05
Rushing Yards – 75 vs. Philadelphia, 10/9/05
Kickoff Returns – 6 @ Washington, 12/18/05 and
 vs. N.Y. Giants, 10/23/06

Kickoff Return Yards – 151 @ Philadelphia, 10/8/06
Long Kickoff Returns – 49 vs. Washington, 9/19/05



15

Jerheme Urban

Wide Receiver

FA for '06

6'3"

212

11/26/80

Trinity University (Tex.)

NFL: 4th Year

Cowboys: 1st Year

PRO: Urban joined the Cowboys practice squad in the middle of last season, giving Dallas another experienced wide receiver. He originally signed with the Seattle Seahawks as an undrafted rookie free agent in 2003. He spent his first two seasons going between the Seahawks practice squad and active roster. His third season was cut short because of an injury. Urban will have to beat out several of the Cowboys young receivers to secure a spot on the roster.

2006: Urban signed with the Cowboys practice squad Oct. 19 and remained there for the rest of the season.

2005: Urban was active six weeks and played in four games with the Seahawks, including one start. He made seven catches for 151 yards (21.6 yards-per-catch), including a long of 46 yards, before being sidelined by a foot injury.

2004: After starting the season on the Seahawks practice squad for the second consecutive year, he signed with the active roster and played in six games, including one start. He made his NFL debut at San Francisco (11/7) and recorded his first career catch, which went for 17 yards. He made two catches against Buffalo (11/28) and scored his first career touchdown in a Monday night game against Dallas (12/6), in which he made two catches for 38 yards. Urban finished the season with six catches for 117 yards (19.5 yards-per-catch). He missed the final two regular season games and a playoff game with a foot injury.

2003: Urban signed with Seattle on May 1 as an undrafted rookie free agent. He attended training camp with the Seahawks and was signed to the team's practice squad, where he remained until he was signed to the active roster Dec. 26. He was inactive at San Francisco (12/27) and in the wild card game at Green Bay (1/4/04).

COLLEGE: Urban led Trinity with 75 receptions for 1,274 yards and 19 touchdowns in his senior season and was selected to the d3football.com first team and to the Football Gazette second team. Urban holds Trinity records for career touchdowns (40), season touchdowns (19), and kickoff return yards in a career and season. Urban is also the only athlete in Southern Collegiate Athletic Conference history to earn Male Track and Field Athlete of the Year four years in a row. He holds school or conference records in the 100, 400, 400 hurdles, long jump, triple jump, and 4 x 400 relay. Urban qualified for nationals in those six events as well as the javelin in his four years at Trinity.


PERSONAL: Urban grew up in Victoria, Texas, where he attended Stroman High. He graduated from Trinity with a social studies composite degree, and he would like to teach and coach once his playing days are over. While in Seattle, Urban was involved with Morningside Academy, helping with fundraisers and giving talks to students. He organized reading competitions with Nursery Elementary (Victoria, Tex.) in order to promote reading in homes. He also spoke to students at several schools in Washington and Texas about the value of education. Last spring, Urban was an assistant track coach for Trinity University, coaching the triple jump, long jump, and javelin. During the 2006 season, Urban joined several teammates to help serve an Early Thanksgiving Day meal to over 300 men and women receiving assistance from The Salvation Army Carr P. Collins Social Service Center in Dallas, Texas. He also supports the team's participation in The Salvation Army Angel Tree Program by providing Christmas gifts for underprivileged children in the Dallas-Fort Worth, Texas, area. He lives in San Antonio with his wife, Emily.

URBAN'S NFL TOTALS

Year Team	GP-GS	RUSHING				
		No	Yds	Avg	Long	TD
2003 Seattle	0-0	0	0	0.0	0	0
2004 Seattle	7-1	6	117	19.5	33	1
2005 Seattle	4-1	7	151	21.6	46	0
2006 Dallas	0-0	0	0	0.0	0	0
Totals	11-2	13	268	20.6	46	1

ADDITIONAL STATISTICS

Tackles - 1 (2004 - Seattle)
Fumbles - 1 (2004 - Seattle)



94

DeMarcus Ware

Linebacker

D-1a for '05
(11th overall)

6'4"

252

7/31/82

Troy

NFL: 3rd Year

Cowboys: 3rd Year

PRO: When the Cowboys chose Ware with the 11th overall pick in the 2005 NFL Draft, they were looking for an explosive playmaker on defense. Two seasons, 19.5 sacks, and a starting spot in the Pro Bowl later, it's safe to say Ware has provided just that, blossoming into one of the NFL's top young defenders. After a promising rookie season, Ware led the Cowboys with 11.5 sacks in 2006, becoming the first Cowboy to record 10 or more sacks in a season since Tony Tolbert, who had 12.0 in 1996. Ware also became the first Cowboy to score two defensive touchdowns in a season since Roy Williams in 1996. Ware finished fifth on the Cowboys with 82 tackles and third on the team with 61 solo tackles. He tied for the team lead with five tackles for a loss and led the team with five forced fumbles. He earned a starting spot in the Pro Bowl at outside linebacker. He also was a second-team All-Pro pick by The Associated Press and a first-team All-NFC pick by the Pro Football Writers Association. Best known for as a pass rusher, he displayed his other defensive skills in his two defensive touchdowns in 2006. He showed off his speed by outrunning Eagles tight end L.J. Smith on a fumble recovery, which he returned 69 yards for a touchdown in a road loss in October. He also made one of the NFL's top defensive plays of the season in Atlanta, snagging a Michael Vick pass and then outrunning him for a 41-yard touchdown. As a rookie, Ware tied Greg Ellis for the team lead with eight sacks, becoming just the second rookie in club history to lead or tie for the team lead in sacks since Jimmie Jones in 1990. Among rookies, Ware's eight sacks ranked second in the NFL in 2005 and third in Cowboys history, behind Willie Townes (1966) and Harvey Martin (1973), who had nine sacks.

2006: Ware finished his second season with 11.5 sacks, the most ever by a Cowboys linebacker, breaking Anthony Dickerson's record of 10.5 in 1983. He became the first Cowboy to have 10 or more sacks in a season since defensive end Tony Tolbert had 12.0 in 1996. After tying for the team lead with eight sacks in 2005, he became the only player in Cowboys history to have or tie for the team lead in sacks in each of his first two pro seasons. Ware also became the first Cowboy since Roy Williams in 2002 and the first linebacker since Dexter Coakley in 2001 to score two defensive touchdowns in a season. Ware was fifth on the team with 82 tackles, and he led the team with five tackles for a loss and five forced fumbles. He was fourth on the team with four quarterback pressures. In the season opener in Jacksonville (9/10), Ware tied for second on the team with seven tackles and had two tackles for a loss and a quarterback pressure. He made his first sack of the season in the Cowboys win over Washington (9/17), dropping Mark Brunell for an 11-yard loss in the second quarter. Ware also had

four tackles, and the Cowboys held the Redskins to just three points. Against Tennessee (10/1), Ware had four tackles, and the defense limited the Titans to 229 yards, including 78 rushing yards. At Philadelphia (10/8), Ware made his first career fumble recovery, catching a Donovan McNabb fumble following a Greg Ellis sack and returning it 69 yards for his first NFL touchdown. The 69-yard return was the seventh-longest in club history. It was also the team's longest defensive touchdown return by a non-defensive back since 1999, when Ellis returned a fumble 98 yards for a touchdown against Arizona. Ware also made three tackles and a sack. He made four tackles in a home win over Houston (10/15), which was held to 34 rushing yards on 17 carries. Against the N.Y. Giants (10/23), he made a season-high eight tackles and his third sack of the season. He also forced a fumble by Tiki Barber just before halftime which was recovered by Bradie James. At Carolina (10/29), he made three sacks, three forced fumbles, and finished third on the team with five tackles. He also helped shut out the Panthers in the final three quarters after they had scored 14 points in the first. In a loss to Washington (11/5), he tied for the team lead with six tackles, all solo. He also made his first career pass breakup and his fourth sack of the season. Ware got his fifth sack in Arizona (11/12), forcing his second fumble of the season on the play. He finished the game with three sacks. Ware got his sixth sack of the year against Indianapolis (11/19) and also forced a fumble as the Colts suffered their first loss of the season and were held to a season-low 14 points. Ware had three tackles, including one for a loss, against Tampa Bay (11/23), as the Bucs were limited to 211 yards. Against the N.Y. Giants (12/3), Ware had seven tackles, including one for a loss on fourth-and-1 in the second quarter. He had seven more tackles in a loss to New Orleans (12/10) and posted the team's only sack of the game. He made one of the top plays of the year in Atlanta (12/16), picking off Michael Vick's pass and outrunning him for a touchdown, his second of the season. The interception was the first of Ware's career. He also had six tackles, forced a fumble, and split a sack with Bobby Carpenter. In a Christmas Day loss to Philadelphia (12/25), Ware had six tackles and a sack. He tied a career high with three sacks in the season finale against Detroit (12/31) and finished the game with eight tackles. In his playoff debut in Seattle (1/6/07), Ware had one tackle for a loss and helped limit Shaun Alexander to 69 yards on 24 carries. He was named a starter on the NFC Pro Bowl team and was also named second-team All-Pro by The Associated Press and first-team All-NFC by The Pro Football Writers Association.

2005: Ware tied Greg Ellis with a team-high eight sacks. He became the third rookie in club history

to lead or tie for the team lead in sacks, joining Chuck Howley in 1961 and Jimmie Jones in 1990. Ware's eight sacks also ranked second in the NFL among rookies. He also had 65 tackles, which ranked fifth on the team and first among club rookies. He led the team with 11 tackles for a loss, was second on the team with 19 quarterback pressures, and tied for the team lead with three forced fumbles. Over the final eight games of the season, he had 41 tackles, four sacks, seven tackles for a loss, three forced fumbles, and 10 quarterback pressures. In the season opener at San Diego (9/11), he started at weak-side linebacker and made three tackles, a tackle for a loss, and a quarterback pressure. Against Washington (9/19), he made four tackles and a tackle for a loss, helping limit Clinton Portis to 52 yards on 17 carries. Ware made his first career sack at San Francisco (9/25) when he took down Tim Rattay. At Oakland (10/2), he made three tackles, a tackle for a loss, and a sack, which came on third down at the Dallas 12-yard line and forced the Raiders to kick a field goal. Against Philadelphia (10/9), he sacked Donovan McNabb on the Eagles first play from scrimmage. That set the tone for a game in which the Eagles were held to 129 total yards, including 19 rushing yards, the fourth-lowest rushing total Dallas has ever allowed. Against the Giants (10/16), he recorded a sack for the fourth straight game, the longest streak on the team since 2004, when Greg Ellis did it from Week 2 to Week 5. Ware also tied for third on the team with four tackles. The Giants finished the game 1-of-11 on third downs. At Seattle (10/23), he made three quarterback pressures, five tackles, and a tackle for a loss. The Seahawks, who entered the game as the NFL's top-ranked offense, were limited to 289 total yards, 118 below their season average, and one touchdown. Shaun Alexander, the NFL's leading rusher, was limited to 61 yards on 21 carries (2.9 yards-per-carry). Against Arizona (10/30), Ware made four tackles and three quarterback pressures, including one that led to Anthony Henry's interception and 58-yard return for a touchdown. The Cowboys limited the Cardinals to 213 total yards, including just 71 rushing yards. Ware earned NFL Defensive Rookie of the Month honors in October after making 16 tackles, three sacks, and seven quarterback pressures and helping Dallas go 3-2. The Cowboys also allowed just four touchdowns in those five games. At Philadelphia (11/14), he made six tackles, a tackle for a loss, and a quarterback pressure to help limit the NFL's top-ranked passing offense to 178 net passing yards. Against Detroit (11/20), he had two tackles for a loss and three other tackles, and Kevin Jones was held to 29 rushing yards on 12 carries. The Lions ran for just 57 yards and gained 226 total yards on the day. Ware was second on the team with six tackles against Denver (11/24). At the N.Y. Giants (12/4), he finished second on the team with seven tackles along with two tackles for a loss and a season-high four quarterback pressures, one of which led to an Aaron Glenn interception in the end zone. New York was limited to one offensive touchdown and 150 net passing yards on the day. Ware again led the team with three quarterback pressures and four tackles against Kansas City (12/11). He was the NFC Defensive Player of the Week and the Diet Pepsi Rookie of the Week for his play at Carolina (12/24), when he tied Randy White's rookie record with three sacks. He forced a fumble on all three sacks, becoming the first Cowboy

to force three fumbles in a game since 1984, when records were first kept. He was also second on the team with a career-high eight tackles and had a tackle for a loss, and the Panthers were limited to 71 rushing yards on 24 carries. Against St. Louis (1/1/06), Ware made his eighth sack of the season, tying the team high, and the Rams were held to 253 total yards.

COLLEGE: As a senior, Ware earned third-team All-America, All-Sun Belt, and Sun Belt Defensive Player of the Year honors. He made 53 tackles, 29 pressures, 19 tackles for a loss, a career-high 10.5 sacks and four forced fumbles, leading Troy to its first bowl appearance. He was also a finalist for the Ted Hendricks Award, which is given annually to the top defensive end in college football. As a junior, Ware started every game at left defensive end and made 62 tackles, a career-high 32 pressures, 16 tackles for a loss, six sacks, and a career-high five forced fumbles. He earned first-team All-Independent honors from ESPN and *College Football News*. Ware began his sophomore season as a reserve but moved into the starting lineup at left end the second week of the season. He finished the season with a career-high 72 tackles, a career-high 20 tackles for a loss, 13 pressures, and nine sacks. As a true freshman, Ware played in eight games as a reserve defensive end and made 14 tackles, three tackles for a loss, and two sacks.

PERSONAL: Ware played football for Auburn, Ala., High School during his junior and senior seasons. He earned all-area honors as a senior, when he made 55 tackles and seven sacks. He earned most valuable linebacker, wide receiver, and leadership honors from the team. He was also a member of the basketball, baseball, and track teams. Ware graduated from Troy with a degree in Business Information Systems, becoming the first member of his family to graduate from college. He and his wife, Taniqua, have been very active in the Dallas/Fort Worth community. He was a member of the Cowboys 2005 Rookie Club, which introduces rookies to community service in the Dallas area. The program worked with The Salvation Army, Children's Medical Center Dallas, and Meals on Wheels. He also helped with the ribbon cutting ceremony for the Dallas Cowboys/Rent-A-Center RAC Room, a teen recreational room located at the Oak Cliff Boys and Girls Club. During the 2006 offseason, Ware and teammate Marcus Spears were co-hosts for the second annual Taste of the NFL: The Ultimate Dallas Cowboys Tailgate Party at Abacus restaurant, which benefited The North Texas Food Bank. The event raised enough money to provide 330,000 meals to North Texans in need. Spears and Ware once again co-hosted the Taste of the NFL: The Ultimate Dallas Cowboys Tailgate Party with Kent Rathburn of Abacus. The 2007 event raised \$116,000, enabling the North Texas Food Bank to provide over 500,000 meals for hungry North Texans. The Wares also annually participate in the team's support of The Salvation Army Angel Tree program by providing Christmas gifts for families in need. Ware also annually attends the team's annual NFL Draft Day Fan Appreciation Party at Gilley's to sign autographs for Cowboys fans and thank them for their support and supports the Boys & Girls Clubs of Greater Dallas by participating in various events and visits clubs speaking to youth. During the 2007 offseason, Ware along with his wife, Taniqua

- formerly in the Air Force - participated in the Welcome Home A Hero program at DFW International Airport which included welcoming home the 500,000th soldier to take part in the R&R program. Also during the offseason, he participated in the Children's Cancer Fund Fashion Show as a celebrity escort for child with cancer in the annual event co-hosted by former Cowboys quarterbacks and Hall of Famers Troy Aikman and Roger Staubach. During the 2006 season, Ware joined several teammates to help serve an Early Thanksgiving Day meal to over 300 men and women receiving assistance from The Salvation Army Carr P. Collins Social Service Center in Dallas, Texas. During the 2006 holiday season, he participated in the Duncanville Ford

Christmas Toy Drive. In April 2007, Ware joined teammates, Roy Williams, Tony Romo and Terence Newman to attend a special celebration at Texas Stadium hosted by National Advisory Organizations Conference honorary chairs Gene and Jerry Jones for The Salvation Army delegates attending the international conference. Also during the 2007 offseason, Ware participated in the Arlington National Volunteer Day and spoke to a group of youth about the importance of education and volunteerism as well as participating in the Arlington Public Library Celebrity Reads Poster Project designed to encourage the importance of reading. Ware's "Poster" featured him in his Cowboys jersey with his favorite classic novel "Of Mice and Men".

WARE'S COWBOYS TOTALS


Year Team	GP-GS	DEFENSE						FUMBLES REC				INTERCEPTIONS							
		ST	AT	TT	Sks-Yds	Tkl/Ls	QB Prs	PBU	FF	No Yds	Avg	Lg	TD	No Yds	Avg	Lg	TD		
2005 Dallas	16-16	43	22	- 65	8.0(-47)	11(-19)	19	0	3	0	0	0.0	0	0	0	0.0	0	0	
2006 Dallas	16-16	61	21	- 82	11.5(81)	5(-8)	4	3	5	1	69	69.0	69	0	1	41	41.0	41	1
Totals	32-32	104	43	- 147	19.5(-136)	16(-27)	23	3	8	1	69	69.0	69	0	1	41	41.0	41	1
Playoffs																			
2006 Dallas	1-1	1	0	- 1	0.0(0)	1(-7)	0	0	0	0	0	0.0	0	0	0	0	0.0	0	0

SINGLE-GAME BESTS

Tackles - 8 vs. N.Y. Giants, 10/23/06 and vs. Detroit, 12/31/06

Tackles for Loss - 2 @ Jacksonville, 9/10/06

Sacks - 3 vs. Detroit, 12/31/06



Patrick Watkins

Safety

D-5 for '06
(138th overall)

6'5"

208

12/18/82

Florida State

NFL: 2nd Year

Cowboys: 2nd Year

PRO: Watkins beat out veteran Keith Davis in training camp to earn the starting nod in the season opener. An athletic, instinctive safety from Florida State, he was drafted in the fifth round (138th overall) of the 2006 NFL Draft. He displayed good range and a nose for the ball last season but was slowed down at times because of his inexperience. With a season of play under his belt, Watkins hopes to build on last season's success but will have more competition this year with the addition of veteran safety Ken Hamlin.

2006: Watkins finished the season with three interceptions, which ranked second among rookies in the NFL and second on the team behind Roy Williams. He made 49 tackles, which ranked eighth on the team and was tops among team rookies. Watkins played in 14 regular season games, including nine starts, and started in the wild card game. At Jacksonville (9/10), he became the sixth Cowboys rookie to start a season opener at safety and the first since Michael Downs in 1981. He finished the game second on the team with a season-high seven tackles. Against Washington (9/17), Watkins tied for the team lead with six tackles and forced a fumble that went out of bounds. At Tennessee (10/1), he

returned a Vince Young fumble 53 yards to set up the Cowboys final touchdown of the game. He also made seven tackles, which tied his season high and the team lead. He made two tackles at Philadelphia (10/8) and against Houston (10/15) before making six tackles and a pass breakup against the N.Y. Giants (10/23). Watkins was inactive the next two games as Keith Davis took over as the starter for the next six games. Watkins returned to action at Arizona (11/12) in a reserve role and made his first career interception, a third-quarter pick of Matt Leinart. Against Indianapolis (11/19), he split duties with Davis at safety and made one tackle. Against Tampa Bay (11/23), he made one tackle and also made his first two special teams tackles. He added one tackle at the N.Y. Giants (12/3) and against New Orleans (12/10) before returning to the starting lineup at Atlanta (12/16). He intercepted Matt Schaub at the end of the game and finished with four tackles. Watkins finished fourth on the team with six tackles against Philadelphia (12/25). He made his third interception of the season against Detroit (12/31) and added five tackles and two special team tackles. In his postseason debut at Seattle (1/6/07), Watkins made three tackles as the starting free safety.

COLLEGE: Watkins finished his collegiate career with 13 interceptions and played in 49 consecutive games with the Seminoles. As a senior, he played in all 13 games, including 10 starts, and finished third on the team with 77 tackles. He tied for the team lead with three interceptions, giving him 10 for his career, and earned honorable-mention All-ACC honors. He helped lead his team to the Orange Bowl, where they lost to third-ranked Penn State, 26-23, in overtime. As a junior, he started in all 12 games and finished with four interceptions, which tied him for second in the ACC with teammate Antonio Cromartie. He also tied for eighth in the ACC and was second on the team with a career-high 10 pass breakups. He made 56 tackles, which ranked second among team defensive backs, and tied for the team lead with two fumble recoveries and two forced fumbles. He helped lead the Seminoles to a 10-3 record and a victory over West Virginia in the Gator Bowl. As a sophomore, he played in all 13 games and helped lead the Seminoles to a 10-3 record and a berth in the Orange Bowl against Miami. He tied for the team lead with a then single-season career-high three interceptions and tied for fifth in the ACC in interceptions-per-game. He ranked third on the team with eight pass breakups and fifth on the team with 62 tackles. As a freshman, he played in 11-of-14 games, includ-

ing the Sugar Bowl loss to Georgia. Seven of his 10 tackles came in the final five games, and Florida State finished the season 9-5.

PERSONAL: Watkins attended Lincoln High School in Tallahassee, Fla., where he was a first-team All-America selection by the *USA Today*, an All-America selection by *Parade* magazine, and the top-rated prep safety in the nation by TheInsiders.com and Max Emfinger. As a senior, he made 140 tackles, six interceptions, and two fumble recoveries. He also made six kickoff returns for touchdowns. He was a social science major at Florida State. As a member of the 2006 Dallas Cowboys Rookie Club, a program designed to introduce rookies to community service in the Dallas area, Watkins participated in monthly charity visits to non-profit organizations. Rookie Club community activities included visits and volunteer work at the Irving Library to recognize Hispanic Heritage Month, United Way Hometown Huddle events to refurbish a greenhouse at a Dallas high school and emphasize the importance of physical activity at an Arlington childcare center, serving a Thanksgiving meal to those in need at The Salvation Army and taking part in the team's annual participation in the Salvation Army's Angel Tree program that provides gifts to those in need during the Christmas holiday.

WATKINS'S COWBOYS TOTALS


Year Team	GP-GS	DEFENSE						FUMBLES REC					INTERCEPTIONS						
		ST	AT	TT	Sks-Yds	Tkl/Ls	QB Prs	PBU	FF	No	Yds	Avg	Lg	TD	No	Yds	Avg	Lg	TD
2006 Dallas	14-9	34	15	49	0.0(0)	0(0)	0	6	2	1	53	53.0	53	0	3	45	15.0	24	0
Playoffs																			
2006 Dallas	1-0	2	1	3	0.0(0)	0(0)	0	0	0	0	0	0.0	0	0	0	0.0	0	0	0

ADDITIONAL STATISTICS


Special Team Tackles - 2006 (4 stops).
Kickoff Returns - 2006 (1 for 0 yds).

SINGLE-GAME BESTS

Tackles - 7 @ Jacksonville, 9/10/06 and @ Tennessee, 10/1/06



Roy Williams



31

Safety

D-1 for '02
(8th overall)

6'0"	225	8/14/80	Oklahoma
NFL: 6th Year		Cowboys: 6th Year	

PRO: Few players have come to the Cowboys with more hype than safety Roy Williams. Even fewer have exceeded that hype as Williams has in his first five years in the league. The eighth overall pick in the 2002 NFL Draft, Williams has made the last four Pro Bowls, joining three other Cowboys safeties who made four or more Pro Bowls: Cliff Harris (6), Mel Renfro (5 at safety, 5 at cornerback), and Darren Woodson (5). Since his rookie season, Williams has started all 80 regular season games, and his string of 82 straight starts (including playoffs) is the longest active streak on the team. He earned All-Rookie honors in 2002, when he tied for the NFL lead among rookies with five interceptions, and then earned All-Pro and Pro Bowl honors in his second season. He also made the Pro Bowl following the 2004, 2005, and

2006 seasons. A ferocious run stopper and a big playmaker against the pass, Williams will probably see more time playing closer to the line of scrimmage in Wade Phillips's 3-4 scheme in 2007. He is one of just five defensive backs - along with Ronde Barber, Brian Dawkins, Rodney Harrison, and Deshaea Townsend - who have posted two or more sacks and interceptions in the same season three times in the last five years (2002-06). He has led the club in interceptions twice, in 2002 and 2006, and has returned three of his 17 career interceptions for touchdowns. He is one touchdown shy of the club record of four interception returns for a touchdown, which is held by Dennis Thurman and Dexter Coakley. He has also 6.5 career sacks. A sound tackler who has a nose for the ball, Williams has a knack for

making the big hit, stopping runners without yielding additional yards.

2006: Williams made his fourth straight Pro Bowl, leading the team with five interceptions, which tied a career-high and tied for tenth in the NFL in 2006. He also made two fumble recoveries and finished with a team-high seven of the Cowboys 31 takeaways. He also ranked second on the team with 17 passes defended and fourth on the team with 86 tackles. In the season-opening loss at Jacksonville (9/10), he made five tackles and his first interception of the season, a second-quarter pick at the Dallas 28-yard line. In the home-opening victory over Washington (9/17), he made four tackles, a tackle for a loss, and two pass breakups, including his second interception of the season. The interception came at the Dallas 1-yard line in the third quarter, with Dallas leading, 17-10. In the 45-14 win at Tennessee (10/1), Williams tied for the team lead with seven tackles. The Titans wide receivers were limited to five receptions for 31 yards, and Tennessee gained only 151 passing yards. Williams also made one special teams tackle and forced a fumble on kickoff coverage that was recovered by Tennessee. In the following week's loss at Philadelphia (10/8), he led the team with seven tackles. He also recovered an Eagles fumble on the game's opening drive and broke up a pass. In the Texas Stadium win over Houston (10/15), Williams was third on the team with seven tackles and had two pass breakups. He also recovered a fumble on kickoff coverage, setting up a drive that resulted in a field goal in the fourth quarter. His effort helped limit Andre Johnson and Eric Moulds to 9.2 yards-per-catch, and the Texans went 3-of-13 on third downs. In the Monday night loss to the N.Y. Giants (10/23), he made seven tackles and helped limit Eli Manning to 12-of-26 passing (46.2 percent). Williams made his third interception in the Sunday night win at Carolina (10/29), picking off a Jake Delhomme pass at the Carolina 32-yard line with 4:47 left and Dallas leading, 21-14. His interception set up a Marion Barber touchdown run, which gave Dallas a 28-14 lead. Carolina was limited to 204 total yards, including 128 passing yards. In the last-minute loss at Washington (11/5), he tied for the team lead with six tackles and added a tackle for a loss and a pass breakup. Williams helped limit the Redskins to 3.7 yards-per-carry. In the win over previously undefeated Indianapolis (11/19), Williams intercepted Peyton Manning at the Dallas 1-yard line on third-and-goal in the second quarter. The interception was Williams's fourth of the season and the 16th of his career. He also made four tackles as the Colts were held to a season-low 14 points. In the Thanksgiving Day win over Tampa Bay (11/23), he made his fifth interception of the season, tying his career high from 2002, and added three tackles. The Bucs were held to 110 passing yards, the lowest passing total Dallas allowed in the season. In the last-minute win at the N.Y. Giants (12/3), he was third on the team with eight tackles and also added a tackle for a loss. He helped hold the Giants starting wide receivers - Plaxico Burress and Tim Carter - to eight catches for 64 yards (8.0 yards-per-catch). In the Sunday night loss to New Orleans (12/10), he made seven tackles and his 14th pass breakup of the season. In the playoff-clinching win at Atlanta (12/16), he tied for second on the team with six tackles as the Falcons were limited to seven second-half points. In the

season-ending loss to Detroit (12/31), Williams was second on the team with a season-high 10 tackles. He also tied a career high with three pass breakups. In the playoff loss at Seattle (1/6/07), he was fourth on the team with six tackles. His fourth-quarter interception set up Dallas at its 43-yard line and led to a 29-yard Martin Gramatica field goal, which gave Dallas a 20-13 lead with 10 minutes left.

2005: Williams finished second on the Cowboys with 82 tackles and tied for the team lead with three forced fumbles. He also tied for third on the team with three interceptions and eight passes defended. Williams was one of just three defensive backs in the NFL - along with Brian Dawkins and Al Harris - to record more than two sacks and two interceptions. Among defensive backs, he was seventh in the NFC and 12th in NFL with 2.5 sacks, which tied him for fourth on the team. Williams was named to his third consecutive Pro Bowl. In the season-opening win at San Diego (9/11), Williams made five tackles and half a sack, which was his first sack since 2003. He helped limit LaDainian Tomlinson to 72 rushing yards. In the Monday night loss to Washington (9/19), he had a sack, two tackles, and a pass defended. He also forced a Ladell Betts fumble just before halftime that Keith Davis recovered. He was third on the team with five tackles at San Francisco (9/25) before making seven tackles in the loss at Oakland (10/2). In the key divisional win over Philadelphia (10/9), Williams had two tackles, a tackle for a loss, and a sack. Dallas limited the Eagles top-ranked offense to 129 total yards, including just 110 passing yards. In the overtime victory over the N.Y. Giants (10/16), he made five tackles, a pass defended, and a special teams tackle. He made his biggest play of the game with 1:26 left in regulation, when he tackled Brandon Jacobs at the goal line and forced a fumble, which he recovered. In the last-minute loss at Seattle (10/23), Williams made his first interception of the season - the tenth of his career - and added five tackles. The Seahawks, who entered the game as the NFL's top-ranked offense, were limited to 289 total yards, 118 below their season average, and one touchdown. Shaun Alexander, the NFL's leading rusher at 119 yards-per-game (5.5 yards-per-carry), was limited to 61 yards on 21 carries (2.9 yards-per-carry). Williams's fourth-quarter interception of Matt Hasselbeck came at the Seattle 24-yard line, setting up a Dallas field goal. In the win over Arizona (10/30), he led the team with a season-high nine tackles, including one for a loss, and a pass defended. The Cardinals were limited to 213 total yards, including just 142 net passing yards, the second-lowest passing total allowed by Dallas in the season. In the Monday night win at Philadelphia (11/14), Williams scored the winning touchdown on a 46-yard interception return, giving the Cowboys a 21-20 lead with 2:43 left in the fourth quarter. It was his second interception of the season and his third career interception return for a touchdown. He also made six tackles. In the win over Detroit (11/20), he was third on the team with six tackles and helped hold the Lions to 226 total yards, including 57 rushing yards, the second-lowest rushing total allowed by Dallas in the season. In the overtime loss to Denver (11/24) on Thanksgiving Day, Williams led the Cowboys with eight tackles and forced a fumble at the Broncos 10-yard line, which Terence Newman recovered. The fumble set up Dallas's game-tying

fourth-quarter touchdown. The Broncos were limited to 149 passing yards, and their wide receivers had just six catches for 64 yards, including just one catch, a 20-yarder, over 13 yards. In the following week's loss at the N.Y. Giants (12/4), he tied for second on the team with seven tackles and helped limit tight end Jeremy Shockey to two receptions for 20 yards. The Giants were held to just 150 net passing yards and one offensive touchdown. In the come-from-behind win over Kansas City (12/11), Williams was third on the team with six tackles and added his only quarterback pressure of the season. He was second on the team with seven tackles at Washington (12/18). In the following week's win at Carolina (12/24), he made one tackle and two pass breakups, including a fourth-quarter interception of Jake Delhomme at the Dallas 8-yard line that he returned six yards. Williams suffered a sprained ankle when he was tackled on the play and saw limited action the rest of the game. The injury limited him in the season-ending loss to St. Louis (1/1/06) and made just one tackle and a special teams tackle.

2004: Williams made his second straight Pro Bowl, finishing second on the team with 106 tackles, the second time in three seasons he recorded 100 or more tackles. He had two interceptions and led the team with five tackles for a loss (-15 yards). He was also third on the team with nine passes defended. In the season-opening loss at Minnesota (9/12), Williams led all Dallas defensive backs with seven tackles. In the home-opening win over Cleveland (9/19), he tied for the team lead with six tackles, helping limit quarterback Jeff Garcia to 8-of-28 passing for 66 net yards. The Browns starting receivers were limited to four catches for 50 yards. In the Monday night win at Washington (9/27), Williams had a career-high 14 tackles and two pass deflections. His last tackle of the night, which came at the Dallas 21-yard line, prevented Redskins receiver Rod Gardner from going out of the bounds to stop the clock. He added seven tackles in the loss to the Steelers (10/17). At Green Bay (10/24), Williams led all defensive backs with eight tackles, including one for a loss. In the win over Detroit (10/31), he made several big hits, leading the team with 10 tackles, and added one pass deflection. He led Dallas defensive backs with eight tackles at Cincinnati (11/7). In the Thanksgiving Day victory over Chicago (11/25), he made four tackles and a pressure. The Bears were limited to 49 rushing yards on 20 carries (2.5 yards-per-carry) and 140 total yards, the lowest total allowed by Dallas since Sept. 8, 1996. In the Cowboys come-from-behind Monday night victory at Seattle (12/6), Williams made seven tackles and forced his first fumble of the season. The fumble occurred when Williams tackled Shaun Alexander in the third quarter for no gain. Dat Nguyen recovered it and ran nine yards to the Seattle 21-yard line. Two plays later, Julius Jones ran 10 yards up the middle for a touchdown, giving Dallas a 26-14 lead. In the loss to New Orleans (12/12), he recorded his first interception of the season, picking off Aaron Brooks on the opening drive of the second half. His 20-yard return to the Saints 42-yard line set up a drive that resulted in a field goal. He also had five tackles and two tackles for a loss as Dallas limited Deuce McAllister to 83 yards on 30 carries (2.8 yards-per-carry). At Philadelphia (12/19), he was third on the team with seven tackles and tied his career high with three pass

breakups. He also had an interception, which he returned 33 yards to the Eagles 46-yard line. The Eagles wide receivers were held to four receptions for 58 yards, and Philadelphia was held to 208 net passing yards. Donovan McNabb, who entered the game as the NFL's third-ranked passer (107.2 rating), was limited to a 62.0 rating and two interceptions. In the win over Washington (12/26), he tied for second on the team with seven tackles, and the Redskins were held to 233 total yards. He also tackled Laveranues Coles for a six-yard loss on a screen pass. In the season-ending loss at the N.Y. Giants (1/2/05), Williams was second on the team with eight tackles and added a quarterback pressure. He helped limit the Giants to 235 total yards.

2003: Williams followed his outstanding rookie season with an even better sophomore season. He was a major force on the NFL's top-ranked defense, earning All-Pro honors from *The Associated Press* and *The Sporting News*. He made the Pro Bowl as the starting free safety after finishing fourth on the team with 86 tackles and second with six tackles for a loss. He was one of 10 defensive backs in the NFL with two or more sacks (2.0) and interceptions (two) in the 2003 season. He led the team with nine special teams tackles. In the season opener against Atlanta (9/7), he made five tackles, a forced fumble, a sack, and a quarterback pressure. He also helped limit the Falcons wide receivers to six catches for 89 yards, including just two catches for 30 yards by Peerless Price. Williams led the team with six tackles in the overtime win at the N.Y. Giants (9/15). At the N.Y. Jets (9/28), he forced a Curtis Martin fumble at the Cowboys 11-yard line in the second quarter, and the ball rolled into the end zone, where it was recovered by the Cowboys Darren Woodson. On the ensuing possession, Dallas drove 80 yards in the final 1:42 of the half to take a 14-3 lead. Against Arizona (10/5), Williams made his first interception of the season, a fourth-quarter pick on the Cardinals final drive of the game. His biggest hit of the day came in the second quarter, when he tackled Emmitt Smith for no gain and ended Smith's day with a fractured left shoulder blade. He helped limit the Cardinals to 151 total yards, including 32 yards on 18 carries (1.8 yards-per-carry). In the Cowboys 23-21 win over Philadelphia (10/12), he made his first sack of the season and finished with six tackles. Late in the game, he broke up a goal line pass to Todd Pinkston to prevent a touchdown and also had a tackle for a loss on the Eagles final drive, when he and Dexter Coakley stopped McNabb. Coakley forced a fumble on the play to preserve the Cowboys 23-21 win. Williams made five tackles at Tampa Bay (10/26) and helped limit the Bucs to 133 net passing yards. Against Washington (11/2), he made five tackles, two quarterback pressures, and his second sack of the season. He also made a big hit on kickoff coverage in the second quarter after Dallas had taken a 7-6 lead. Against Buffalo (11/9), he made seven tackles and helped limit the Bills to 185 total yards, including 58 yards on seven second-half possessions. His five tackles at New England (11/16) helped limit the Patriots to 65 yards on 25 carries (2.6 yards-per-carry). In the Cowboys 24-20 win over NFC Champion Carolina (11/23), he made three tackles and his second interception of the season, which he returned 30 yards to the Panthers 11-yard line, setting up a Dallas touchdown. He also recov-

ered a fumble on the game's opening kickoff to set Dallas up for its first points of the game. Dallas helped limit Stephen Davis, who entered the game as the NFL's third-leading rusher at 108.4 yards-per-game, to 59 yards on 26 carries (2.3 yards-per-carry). Quarterback Jake Delhomme was limited to 9-of-24 passing (37.5 percent). Williams was second on the team with a season-high 12 tackles against Miami (11/27). He tied for second on the team with seven tackles at Washington (12/14), which was limited to 161 total yards, including 55 passing yards, the lowest total allowed by Dallas since Nov. 11, 2001, at Atlanta. The Washington wide receivers were held to four catches for 29 yards, including none by Laveranues Coles. The following week, the Giants (12/21) were limited to 213 total yards, including just 159 passing yards. Williams made six tackles and led the team with two tackles for a loss, one of which came on fourth down. Williams made his postseason debut at Carolina (1/3/04) and finished third on the team with eight tackles and also forced a fumble.

2002: A starter from day one, Williams earned All-Rookie honors after tying teammate Derek Ross and Baltimore safety Ed Reed for the NFL lead among rookies with five interceptions. The five interceptions, a team-high in 2002, were the most by a Dallas safety since Darren Woodson had five in 1996. Williams also was the Cowboys leading scorer on defense, returning two of his interceptions for touchdowns. He was second on the team with 127 tackles, which was tops in the NFL among rookies and the second-most by a Dallas rookie since Dexter Coakley had 136 in 1997. Williams tied for second on the team with seven tackles for a loss. He also tied for the team lead with three forced fumbles, which ranked ninth in the NFL, and two fumble recoveries, which ranked fourth in the NFL. He added a forced fumble and a fumble recovery on special teams and finished third on the team with nine pass breakups. At Houston (9/8), Williams became the first Cowboys rookie to start the season at safety since Ron Francis in 1987. He made four tackles and a quarterback pressure. In the victory over Tennessee (9/15), he had five tackles and a quarterback pressure and helped limit the Titans to one pass of more than 18 yards. At Philadelphia (9/22), Williams made 11 tackles, two tackles for a loss, and a fumble recovery. In the 13-10 win at St. Louis (9/29), he led Dallas with a then career-high 13 tackles and also forced a Marshall Faulk fumble and broke up a Jamie Martin pass. His pressure of quarterback Kurt Warner resulted in a first-quarter interception by Greg Ellis and knocked Warner from the game. In the loss to the N.Y. Giants (10/6), Williams made five tackles and his first career sack, a takedown of Kerry Collins that resulted in a five-yard loss. In the following week's victory over Carolina (10/13), he made six tackles before leaving in the third quarter with a left heel bruise. Still hobbled with the heel injury, he returned to action at Arizona (10/20) and finished fourth on the team with seven tackles. He also made his second sack of the season and a season-high two passes defended. In the loss to Seattle (10/27), Williams was third on the team with nine tackles and helped limit Shaun Alexander to 58 yards on 23 carries (2.5 yards-per-carry). At Detroit (11/3), he had seven tackles and led the team with two tackles for a loss. At Indianapolis (11/17), he made 10 tackles and his first career interception when he picked off a

Peyton Manning pass at the Cowboys 10-yard line. In the win over Jacksonville (11/24), Williams made eight tackles, two pass deflections, a forced fumble at the goal line, and a diving interception on the sideline that thwarted a deep pass to wide receiver Jimmy Smith. In the Thanksgiving Day win over Washington (11/28), Williams returned an interception five yards for a touchdown, cutting Dallas deficit to 20-17 in the third quarter. The play marked his third straight game with an interception, making Williams the first Cowboy to accomplish that feat since James Washington did it from Week 4 to Week 6 in 1994. Michael Downs in 1981 was the last Dallas rookie to accomplish the feat. In the loss to San Francisco (12/8), Williams tied a season high with a team-high 13 tackles. He also tied for the team lead with three special teams tackles, including a hit on a kickoff return that forced a fumble by Jimmy Williams. The Cowboys recovered to set up a field goal. Williams finished his rookie season at Washington (12/29), making seven tackles and accounting for two Redskins turnovers. With 0:56 left in the first half, he made his fifth interception of the season and returned it 85 yards for a touchdown to tie the score at 7-7. It was the eighth-longest interception return in club history and the second-longest by a rookie. In the third quarter, the Cowboys Tony Dixon forced a fumble by Derrius Thompson at the Dallas 11-yard line and Williams recovered it. Williams was one of just 10 defensive backs in the NFL to record multiple sacks (2.0) and interceptions (five) in 2002.

COLLEGE: Considered by many to be the nation's top collegiate football player in 2001, Williams left for the NFL after his junior season. He was a unanimous All-America and All-Big 12 selection at strong safety and won the 2001 Jim Thorpe Award, which is given to the nation's top defensive back. He also won the Bronko Nagurski Award, which is given to the nation's top defender, and was named the Big 12 Defensive Player of the Year. In leading the Sooners to a 10-2 record and a victory in the Cotton Bowl, Williams set a school record with 27 pass deflections, made a career-high 101 tackles, and added two sacks. He also had 11 tackles for a loss, one shy of his school record for defensive backs, which he set in 2000. He also intercepted five passes and recovered three fumbles. As a sophomore, Williams helped the Sooners go 12-0, including a victory over Florida State in the Orange Bowl. The national championship was Oklahoma's first since 1985. Williams earned All-America and All-Big 12 honors. He finished the year third on the team with 93 tackles, and his 12 tackles for a loss set a school record for defensive backs. He also had four sacks, two interceptions, nine pass deflections, and one fumble recovery. In 1999, Williams earned the Sporting News Freshman All-America honors after making 75 tackles and six tackles for a loss (-21 yards). He also made two interceptions and 11 pass deflections. As a true freshman in 1998, he played in the first three games of the season before suffering a back injury that forced him to miss the rest of the year. He received a medical hardship to regain a year of eligibility.

PERSONAL: Williams played quarterback, wide receiver, and defensive back at James Logan High School in Union City, Calif. He was the top-rated defensive back prospect in the western region by *PrepStar* after making five interceptions

and 56 tackles as a senior. He caught 13 passes for 301 yards and five touchdowns as a wide receiver and rushed for 162 yards and a touchdown on 38 carries. Williams helped Logan go 38-10 in his four years, when it made two North Coast Section Class 4A championship appearances (1994, 1997) and two semifinal appearances (1995, 1996). He also lettered in track. Williams majored in sociology at Oklahoma. After signing his first pro contract, Williams made a \$100,000 contribution toward a new strength-training facility at the University of Oklahoma. The new area, which carries Williams's name, complements the main Robin Siegfried Complex at the Switzer Center. Since becoming a Cowboy, Williams has been very involved in the Dallas-Fort Worth community and was selected by a local panel as the team's 2004 candidate for the NFL Walter Payton Man of the Year Award. As a member of the Cowboys 2002 Rookie Club, which introduces rookies to community service in the Dallas area, Williams made monthly visits to non-profit organizations that serve children. He also was a guest speaker at the club's annual United Way Hometown Huddle event for 100 children involved with The Salvation Army. Each year, Williams serves as a celebrity escort at the annual Children's Cancer Fund Fashion Show and Luncheon, which is co-chaired by Troy Aikman and Roger Staubach. The fundraiser helps raise \$500,000. During the 2003 offseason, he presented the Cowboys High School Coach of the Year Award to the Texas 5A State Champions Head Coach, Todd Dodge of Southlake Carroll High School. He also attended the JCPenney Afterschool Fund Gala benefiting the Boys and Girls Clubs, 4-H and Junior Achievement. Once the 2003 season began, Williams stayed busy in the community by serving as the Cowboys NFL United Way spokesperson on a national PSA campaign, supporting the United Way of Metropolitan Dallas, and becoming a member of the United Way African American Leadership Society. Between games, he and several teammates volunteered to play bingo with 100 senior citizens at The Brady Center as part of the Cowboys annual United Way Hometown Huddle event. He also annually leads the team's volunteer effort to serve an early Thanksgiving Day meal at The Salvation Army. Every Christmas, he adopts several Salvation Army "Angels" from its Angel Tree program - he adopted 50 in 2005 - and provided Christmas gifts to area children in need. In 2004, the United Way of Metropolitan Dallas honored Williams with the Special Recognition Award for his commitment and leadership in the Dallas community. In July 2004, he launched The Roy Williams Safety Net Foundation to enhance the quality of life for low-income single mothers in the Dallas community. The foundation was inspired by his sister. During the 2004 season and 2005 offseason, Williams remained busy in the community. He participated in a Rookie Club Alumni visit at the ChildCareGroup to carve Halloween pumpkins with 140 pre-school children from low-income families. He also attended and spoke about his support of The Salvation Army at the team's annual press conference to announce the Thanksgiving Day celebrity performers for the nationally televised halftime. Because of his volunteer work, Williams was a spokesperson for the


league's "Join the Team" PSA campaign to promote volunteer work. During the 2005 offseason, he volunteered for several community outreach efforts while at the Pro Bowl in Honolulu. Upon his return to Dallas, Williams attended the team's annual NFL Draft Day Party, which is hosted in appreciation for the club's fans. He also served as honorary "Prince Charming" for the Fairy Tale Ball for the Classics, which is in support of the arts for low-income children, and he attended the final practice of the Cowboys Jr. Player Development Football Clinic at Texas Stadium, which is hosted for low-income youth from The Salvation Army Pleasant Grove Center. During the offseason, he annually leads the player volunteers at the team's annual early Thanksgiving Day meal and also participated in the team's United Way Hometown Huddle event, preparing and delivering Meals on Wheels. Williams had a busy spring in 2006, participating in nearly all of the Pro Bowl community activities. He again served as a celebrity escort at the Children's Cancer Fund Fashion Show with Aikman and Staubach. He also joined teammates DeMarcus Ware and Marcus Spears and a dozen other players in support of the second annual Taste of the NFL: The Ultimate Dallas Cowboys Tailgate Party, which benefited the North Texas Food Bank and raised money to provide over 330,000 meals to North Texans in need. He was one of four players selected to represent the NFL and United Way of America in a new series of public service announcements for the 2006 football season. Williams has served as the Dallas Cowboys/NFL United Way spokesperson for the national PSA campaign with two new commercial spots over the last six years. He was also selected as one of *The Sporting News* "Good Guys" in a special section recognizing professional athletes who devise unique programs to help the community. Williams hosted a fundraising golf tournament for his foundation and ChildCare Group, and he served as a "celebrity coach" at the Dallas Cowboys/NFL Jr. Player Development Football Camp, which is hosted by The Salvation Army. His foundation continues to make an impact in the lives of low-income single parent mothers. In the spring of 2007, the foundation graduated the 2006-2007 group of mothers from the foundation program and welcomed 15 more mothers into the program for the 2007-2008 year. In April 2007, Williams joined teammates, DeMarcus Ware, Tony Romo and Terence Newman to attend a special celebration at Texas Stadium hosted by National Advisory Organizations Conference honorary chairs Gene and Jerry Jones for The Salvation Army delegates attending the international conference. Williams also annually supports the Make-A-Wish Foundation by hosting a "child" wish several times and spending one-on-one time with the child and their family at Valley Ranch and during pre-game at Texas Stadium. He also annually volunteers with United Way Hometown Huddle and in 2006 he volunteered at one of the team's United Way Hometown Huddle community outreach efforts in Arlington, Texas, to present a grant to a childcare facility helping purchase outdoor playground equipment emphasizing the need for exercise. His aunt, Vecepia Towerly, was the winner of the popular CBS television series *Survivor: Marquesas* in the spring of 2002.

WILLIAMS'S COWBOYS TOTALS

Year Team	GP-GS	DEFENSE										INTERCEPTIONS					FUMBLES REC				
		ST	AT	TT	Sks-Yds	Tkl/Ls	QB Prs	PBU	FF	No	Yds	Avg	Lg	TD	No	Yds	Avg	Lg	TD		
2002 Dallas	16-16	88	39	-127	2.0(-9)	7(-13)	8	9	4	5	90	18.0	85	2	3	0	0.0	0	0		
2003 Dallas	16-16	58	28	-86	2.0(-17)	6(-20)	5	8	2	2	69	34.5	39	0	1	0	0.0	0	0		
2004 Dallas	16-16	77	29	-106	0.0(-0)	5(-15)	4	9	1	2	53	26.5	33	0	0	0	0.0	0	0		
2005 Dallas	16-16	62	20	-82	2.5(-33)	2(-2)	1	8	3	3	52	17.3	46	1	1	0	0.0	0	0		
2006 Dallas	16-16	53	33	-88	0.0(0)	2(-4)	1	17	0	5	33	6.6	27	3	2	0	0.0	0	0		
Totals	80-80	338	149	-487	6.5(-59)	22(-54)	19	51	10	17	297	17.5	85	3	7	0	0.0	0	0		
Playoffs																					
2003 Dallas	1-1	5	3	-8	0.0(0)	0(0)	0	0	1	0	0	0.0	0	0	0	0.0	0	0	0		
2006 Dallas	1-1	2	4	-6	0.0(0)	0(0)	0	1	0	1	0	0.0	0	0	0	0.0	0	0	0		
Totals	2-2	7	7	-14	0.0(0)	0(0)	0	1	1	1	0	0.0	0	0	0	0.0	0	0	0		

Year Team	SPECIAL TEAMS									
	Solo	Ast	Tot	FF	FR	BP	BFG	BXP		
2002 Dallas	4	3	-7	1	1	0	0	0		
2003 Dallas	5	4	-9	0	1	0	0	0		
2004 Dallas	4	6	-10	0	0	0	0	0		
2005 Dallas	6	3	-9	0	0	0	0	0		
2006 Dallas	2	5	-7	1	1	0	0	0		
Totals	21	21	-42	2	3	0	0	0		

SINGLE-GAME BESTS
Tackles - 14 @ Washington, 9/27/04



Jason Witten

82

Tight End

D-3 for '03
(69th overall)

6'5"

266

5/6/82

Tennessee

NFL: 5th Year

Cowboys: 5th Year

PRO: Through four seasons, Witten has made three Pro Bowls and has emerged as one of the top tight ends in the NFL. After making 64 receptions in 2006, he became the first Cowboys tight end to make at least 60 receptions in three different seasons. He is one of just 10 tight ends in NFL history to make at least 60 receptions in three consecutive seasons. In 2006, Witten finished third on the team with 64 catches for 754 yards and one touchdown. Among tight ends, he finished second in the NFC and sixth in the NFL in catches and receiving yards. He was named to his third Pro Bowl, as an injury replacement for Giants tight end Jeremy Shockey. Among Cowboys tight ends, Witten is tied with Doug Cosbie and Billy Joe DuPree with three Pro Bowls and trails only Jay Novacek, who made five Pro Bowls. Witten already has three of the Cowboys top-five reception totals in a season by a tight end, including his team-record 87 catches in 2004. His 66 catches in 2005 rank third and his 64 catches in 2006 are tied for fourth with Cosbie (1985). Witten also has three of the top-five receiving yard totals in a season by a tight end, including his 980 yards in 2004. His 757 yards in 2005 rank fourth and his 754 yards in 2006 rank fifth. Witten actually began his collegiate career at the University of Tennessee as a defensive end, but he switched to tight end as a freshman. In three years, he quickly became one of the best tight ends in college football and left school after his junior season. As the Cowboys third-round

pick in 2003 (69th overall), Witten got off to a slow start as a rookie, making eight receptions in his first eight games. But he turned things around in the second half of the season, when he made 27 receptions. He finished the season with 35 receptions for 347 yards and one touchdown. His career took off in 2004, when he became quarterback Vinny Testaverde's go-to receiver. His 87 catches set an NFC record for tight ends and tied for 13th-most in NFL history by a tight end - only six tight ends have made more receptions in a season. Of his 252 career receptions, 140 have gone for a first down, including 53 on third down. With his improvement as a downfield threat and as a blocker, Witten has emerged as one of the most complete tight ends in the NFL.

2006: Witten continued his emergence as one of the NFL's elite tight ends, earning his third consecutive Pro Bowl appearance. Among tight ends, he ranked second in the NFC and sixth in the NFL with 64 catches and 754 yards. He became the first tight end in Cowboys history to make at least 60 receptions in three consecutive seasons, and one of just 10 tight ends in NFL history to accomplish that feat. Jay Novacek (1992, 1995) and Doug Cosbie (1984, 1985) are the only other Cowboys tight ends to record at least 60 receptions. An injury replacement to the Pro Bowl in 2006, he is among four Cowboys tight ends who have made at least three Pro Bowls. Billy Joe DuPree and Cosbie each made three Pro Bowls,

and Novacek made five. In the season opener against Jacksonville (9/10), Witten made three receptions for 33 yards. A third-quarter touchdown catch was nullified because of an offensive pass interference call. In a Sunday night game against the Redskins (9/17), Witten caught four passes for 45 yards, including one for 22 yards. He returned to his college stomping grounds for the first time when Dallas faced the Titans (10/1). He caught two passes for 19 yards, with both receptions coming on the Cowboys first scoring drive of the game. His blocking helped the Cowboys rush for 217 yards. Against Philadelphia (10/8), Witten had four catches for 51 yards, including his 200th career reception. Each of his four receptions went for a first down. He made three receptions for 17 yards in a home win against Houston (10/15) and four receptions for 72 yards in a Monday night loss to the N.Y. Giants (10/23), including one for 31 yards. Three of his four catches against the Giants picked up a first down. In a win the following Sunday night in Carolina (10/29), Tony Romo's first start at quarterback, Witten made a season-high seven catches for 80 yards and a touchdown. During the Cowboys 14-play, 71-yard drive to start the fourth quarter, he made three receptions for 55 yards, and all three receptions picked up a first down. The drive resulted in a field goal, and the Cowboys went on to score a club-record 25 points in the fourth. Witten had five catches for 50 yards in a loss to the Redskins (11/5). His 28-yard catch in the final minute put the Cowboys in position for a winning field goal, but the kick was blocked. Witten tied for the team lead with five catches for 58 yards the next week in Arizona (11/12). Three of his five catches picked up a first down, and he made a catch on three of the Cowboys scoring drives. Against Indianapolis (11/19), Witten made three receptions for 25 yards, and the Cowboys handed the Colts their first loss of the regular season. Witten made three receptions in each of the next two games – a Thanksgiving Day win over Tampa Bay (11/23) and then a win at the N.Y. Giants (12/3). Witten had 73 receiving yards against the Giants, including a career-long 42-yard reception in the final minute, setting up Martin Gramatica's winning field goal. He made four receptions for 33 yards in the Cowboys home loss to New Orleans (12/10) and then made five receptions for 56 yards the next week in Atlanta (12/16). Four of his receptions against Atlanta came on touchdown drives, including a 13-yard reception on the final scoring drive to seal the win. Witten tied a season high with six receptions for 50 yards against Philadelphia (12/25) on Christmas Day. In the season-finale loss to Detroit (12/31), Witten made four receptions for 62 yards. All four receptions picked up a first down and came on touchdown drives. In his second career playoff game, Witten had a team-high 57 receiving yards in Seattle (1/6/07) on three catches. His 32-yard catch on fourth-and-2 set up a touchdown just before half-time. In the Pro Bowl, he played most of the second half, alongside teammates Tony Romo, Andre Gurode, and Flozell Adams. Witten made one reception for no gain.

2005: In being named to his second consecutive Pro Bowl, Witten became the first Dallas tight end to make at least 65 receptions in consecutive seasons. Among tight ends, he finished third in the NFC and sixth in the NFL with 66 receptions fourth in the NFC and seventh in the NFL with 757

receiving yards and fourth in the NFC and tied for sixth in the NFL with six touchdown receptions – which tied a career high. Against Washington (9/19), Witten finished second on the team with four receptions for 35 yards. He led the team with six receptions for 85 yards and a touchdown at San Francisco (9/25), and each of his receptions went for a first down. At Oakland (10/2), he led the team with five catches for 49 yards, and four of his catches went for a first down, including three on third down. Against Philadelphia (10/9), he tied for the team lead with seven catches for 80 yards. He made five catches for 56 yards and a touchdown against the N.Y. Giants (10/16). He made a 26-yard catch in overtime, which extended a drive in which Dallas kicked the winning field goal. At Seattle (10/23), he led the team with 47 yards on two catches. Against Arizona (10/30), he was second on the team with five catches for a game-high 71 yards, including a season-long 34-yard catch. Against Denver (11/24) on Thanksgiving Day, Witten tied a career high with nine catches for 82 yards and a touchdown. He made just one catch at the N.Y. Giants (12/4), but it marked his 50th catch of the season. He posted a season-high 93 yards and a touchdown on seven catches against Kansas City (12/11). He then led the team with four catches for 41 yards and a touchdown at Washington (12/18). In the season finale against St. Louis (1/1/06), he was second on the team with four catches for 50 yards and his sixth touchdown of the season, which tied a career high.

2004: Witten became the first Dallas tight end to make the Pro Bowl since Jay Novacek in 1995. He made 87 receptions, which ranked first on the team, tied for seventh in the NFC, and 11th in the NFL. Among tight ends, it ranked first in the NFC and second in the NFL. Witten joined Doug Cosbie as the only tight ends to lead Dallas in receptions in a season. He posted 980 receiving yards, just one fewer than team leader Keyshawn Johnson. His receiving yards ranked 12th in the NFC and 27th in the NFL, and among tight ends, they ranked first in the NFC and second in the NFL. With one more receiving yard, Witten would have been the first tight end to lead the Cowboys in receiving yards in a season. In the home opener against Cleveland (9/19), he posted 82 receiving yards on six catches. He scored his first touchdown of the season on a 10-yard catch at Washington (9/27), helping the Cowboys win, 21-18. He then led the team with five receptions for 35 yards against the N.Y. Giants (10/10). Witten's season took off at Green Bay (10/24) when he led the team with eight catches for 112 yards and a touchdown. It was the first 100-yard receiving game by a Dallas tight end since Jan. 8, 1995, when Jay Novacek had 104 yards against Green Bay in the playoffs. Witten's 42-yard touchdown catch was a career-best and the longest by a Dallas tight end since Doug Cosbie's 61-yard touchdown catch at the Giants on Oct. 30, 1983. Against Detroit (10/31), Witten made a career-high nine catches for 84 yards and a touchdown. It marked the most receptions by a Dallas tight end since Novacek made 11 against Green Bay on Jan. 8, 1995. Witten gained a season-high 16.2 yards-per-catch at Cincinnati (11/7) and led the team with six receptions for 97 yards, including catches of 18, 25, and 33 yards. His hot streak continued against Philadelphia (11/17), when he set career highs for receiving yards (133) and touchdowns (two) and tied a career-

high with nine receptions. It was the first multiple-touchdown game by a Dallas tight end since Jackie Harris had two against San Francisco on Sept. 24, 2000. The 133 receiving yards were the second-most by a Dallas tight end, behind Cosbie's 159 yards at Detroit on Sept. 15, 1985. Six of Witten's nine catches went for a first down, including touchdown catches of 29 and 24 yards and catches of 22 and 25 yards. On Thanksgiving Day against Chicago (11/25), he was limited to one catch for 17 yards, but his blocking helped running back Julius Jones rush for 150 yards, marking the first 100-yard rushing game of the season for Dallas. In a come-from-behind win at Seattle (12/6), he was second on the team with five catches for 61 yards, but his biggest play came in the fourth quarter, when he recovered an onside kick at the Cowboys 43-yard line. That set up the winning touchdown drive. Against New Orleans (12/12), he led the team with four receptions for 59 yards. His first catch at Philadelphia (12/19) moved him past Cosbie's club record for receiving yards in a season (793 yards), and his second catch moved him past Novacek's club record for receptions in a season by a tight end (68 receptions). He finished the game with a team-high six receptions for 66 yards. In the season finale at the N.Y. Giants (1/2/05), Witten led the team with eight catches for 77 yards and a touchdown. He also caught a pass from Vinny Testaverde for a two-point conversion, which put Dallas up, 24-21, with 1:49 left. He had three catches for 40 yards on the final touchdown drive. He also converted on third down twice in a third-quarter drive, which ended with his touchdown catch.

2003: As a rookie, Witten finished with 35 receptions, which tied for 18th in the NFL among tight ends. Among rookies, the receptions were tied for fourth in the NFL and first among tight ends. Eighteen of his catches went for a first down, including nine on third down. He made his first NFL start in the season opener against Atlanta (9/7), when the Cowboys opened with two tight ends. His first catch went for 13 yards and picked up a first down in the fourth quarter. He made two receptions for 25 yards in the overtime win at the N.Y. Giants (9/15), and his blocking helped the Cowboys rush for 202 yards on 41 carries (4.9 yards-per-carry) at the Jets (9/28). Against Arizona (10/5), Witten tied a team high with four receptions for 41 yards before suffering a fractured jaw in the fourth quarter. He had surgery to have three plates inserted in his jaw Oct. 6 and was inactive against Philadelphia (10/12). He returned to action at Detroit (10/19). Against Buffalo (11/9), he made three receptions for 24 yards, including two third-down catches that picked up a first down. In the Cowboys 24-20 win over eventual NFC Champion Carolina (11/23), Witten tied for the team lead with six receptions for 49 yards, including a 13-yard reception on third-and-8 with 1:47 left to seal the win. On Thanksgiving Day against Miami (11/27), Witten posted season highs of eight receptions and 58 yards. It was the most receptions in a game by a Dallas tight end since Eric Bjornson had eight at San Francisco on Nov. 10, 1996. It also tied for the second-most receptions in a game by a Dallas receiver in 2003. Witten had no catches at Washington (12/14), but his blocking helped Troy Hambrick rush for 189 yards, the third-most in club history. Witten made one catch against the Giants (12/21), a season-long 36-yard touch-

down catch that gave Dallas a 10-3 lead. The Cowboys went on to win, 19-3, to clinch a playoff berth. The touchdown catch was the first of Witten's career and the longest by a Dallas tight end since Cosbie's 61-yard touchdown catch at the Giants on Oct. 30, 1983. In the season finale at New Orleans (12/28), he was second on team with five catches for 45 yards. He also added his first career special teams tackle. In the wild card game at Carolina (1/3/04), Witten tied for second on the team with four receptions for 30 yards.

COLLEGE: Witten left Tennessee after his junior season but still finished third all time among the school's tight ends with 68 career receptions and fourth all time with 797 receiving yards. As a junior, he set school records for receptions (39) and receiving yards (493) in a season by a tight end and added five touchdowns. He was a consensus All-Southeastern Conference pick after leading the conference's tight ends in receptions and receiving yards. He was also an Academic All-SEC pick. Witten played in every game as a sophomore, including three starts, and finished third on the team with 28 receptions for 293 yards (10.5 yards-per-catch) and two touchdowns. Because of a shortage of players, Witten was moved from defensive end to tight end as a freshman and backed up John Finlayson. He played in 11 games, including two starts.

PERSONAL: Christopher Jason Witten attended Elizabethton, Tenn., High School, where he was a consensus All-America selection at linebacker by *PrepStar*, *Parade*, *Gridiron Greats*, *USA Today*, *Blue Chip Illustrated*, and *Street and Smith*. He was also the *USA Today* Player of the Year for Tennessee as a senior, the East Tennessee Player of the Year, Region Defensive Player of the Year, and runner-up for the Mr. Football award after making 163 tackles, nine sacks, two interceptions, two blocked kicks, five forced fumbles, and three fumble recoveries. He also played tight end, making 26 receptions for 345 yards and 14 touchdowns. A four-year starter at linebacker and tight end, Witten led his team to the state semifinals three times and earned all-state honors as a junior and senior. He holds the school record with 450 career tackles. During the winter, he averaged 15 points and 12 rebounds-per-game for the basketball team. He was a member of the Cowboys 2003 Rookie Club, which introduces rookies to community service in the Dallas area. Witten visited several non-profit organizations, including the ChildCareGroup, The Salvation Army, Children's Medical Center Dallas, and Kid's Cafe at The Voice of Hope Ministries. During the offseasons, Witten annually serves as the Cowboys JC Penney Take a Player to School representative, visiting the elementary school of the local winner and speaking about the importance of education. He and his wife, Michelle, also participated in an informal Q&A with the participants of the 2004 Cowboys Football 101 Workshop at Texas Stadium. The Wittens annually participate in the team's support of The Salvation Army Angel Tree program, providing gifts to underprivileged children for Christmas. During the 2004 and 2005 offseasons, Witten was a celebrity escort in the Children's Cancer Fund Fashion Show and Luncheon, a fundraiser co-chaired by former Cowboys quarterbacks Troy Aikman and Roger Staubach. The event raises over \$500,000 annually. He also walked the catwalk in Dallas's annual St. Valentine's Leukemia and Lymphoma

Society Style Show in the 2005 offseason. During the 2007 offseason, he launched The Jason Witten Youth Foundation dedicated to providing opportunities for economically disadvantaged youth, special needs children and other charitable causes. He annually supports the Boys & Girls Clubs of Collin County and sponsors Witten's Warriors block of season tickets for youth to attend Cowboys games and hosts the Jason Witten Youth Football Camp in Elizabethton, Tenn.

– the camp has grown to 1,000 youth and benefits East Tenn., Boys & Girls Clubs. Witten also serves as the spokesperson for Touchdowns for Tots sponsored by Washington Mutual. For every touchdown the Cowboys make, WaMu donates \$500 to Dallas Achieves! – a Dallas ISD program. He is also actively involved with Athletes in Action. Witten was an Arts and Sciences major at Tennessee. Michelle Witten is an emergency room nurse at Parkland Hospital in Dallas.

WITTEN'S COWBOYS TOTALS

Year Team	GP-GS	RECEIVING				
		No	Yds	Avg	Long	TD
2003 Dallas	15-7	35	347	9.9	36t	1
2004 Dallas	16-15	87	980	11.3	42t	6
2005 Dallas	16-16	66	757	11.5	34	6
2006 Dallas	16-15	64	754	11.8	42	1
Totals	63-54	252	2,838	11.3	42t	14
Playoffs						
2003 Dallas	1-1	4	30	7.5	12	0
2006 Dallas	1-1	3	57	19.0	32	0
Totals	2-2	7	87	12.4	32	0

ADDITIONAL STATISTICS

Fumbles (fumbles/lost) – 2004 (2/1).

100-YARD RECEIVING GAMES

(2 total)

133 vs. Philadelphia, 11/15/04 (9 rec.)
 112 @ Green Bay, 10/24/04 (8 rec.)

SINGLE-GAME BESTS

Receptions – 9 vs. Detroit, 10/31/04, vs. Philadelphia, 11/15/04 and vs. Denver, 11/24/05
Receiving Yards – 133 vs. Philadelphia, 11/15/04
Touchdowns – 2 vs. Philadelphia, 11/15/04
Long Reception – 42t @ Green Bay, 10/24/04
Yards-per-Catch Average – 16.2 @ Cincinnati, 11/7/04

WITTEN'S GAME-BY-GAME RECEIVING

Game	2003 (Dallas)				
	No.	Yds.	Avg.	Long	TD
L- Atlanta 9/7	1	13	13.0	13	0
W- @ N.Y. Giants 9/15	2	25	12.5	15	0
W- @ N.Y. Jets 9/28					
W- Arizona 10/5	4	41	10.3	18	0
W- Philadelphia 10/12		Inactive/Jaw			
W- @ Detroit 10/19					
L- @ Tampa Bay 10/26	1	15	15.0	15	0
W- Washington 11/2					
W- Buffalo 11/9	3	24	8.0	13	0
L- @ New England 11/16	1	6	6.0	6	0
W- Carolina 11/23	6	49	8.2	13	0
L- Miami 11/27	8	58	7.3	17	0
L- @ Philadelphia 12/7	3	35	11.7	18	0
W- @ Washington 12/14					
W- N.Y. Giants 12/21	1	36	36.0	36t	1
L- @ New Orleans 12/28	5	45	9.0	12	0
Totals	35	347	9.9	36t	1

Playoffs					
L- @ Carolina 1/3/04	4	30	7.5	12	0

Game	2004 (Dallas)				
	No.	Yds.	Avg.	Long	TD
W- Cleveland 9/19	6	82	13.7	24	0
W- @ Washington 9/27	3	22	7.3	10t	1
L- N.Y. Giants 10/10	5	35	7.0	10	0
L- Pittsburgh 10/17	5	39	7.8	15	0
L- @ Green Bay 10/24	8	112	14.0	42t	1
W- Detroit 10/31	9	84	9.3	17t	1
L- @ Cincinnati 11/7	6	97	16.2	33	0
L- Philadelphia 11/15	9	133	14.8	29t	2
L- @ Baltimore 11/21	3	29	9.7	13	0
W- Chicago 11/25	1	17	17.0	17	0
W- @ Seattle 12/6	5	61	12.2	22	0
L- New Orleans 12/12	4	59	14.8	21	0
L- @ Philadelphia 12/19	6	66	11.0	17	0
W- Washington 12/26	6	50	8.3	14	0
L- @ N.Y. Giants 1/2/05	8	77	9.6	23	1
Totals	87	980	11.3	42t	6

Game	2005 (Dallas)				
	No.	Yds.	Avg.	Long	TD
W- @ San Diego 9/11	1	12	12.0	12	0
L- Washington 9/19	4	35	8.8	13	0
W- @ San Francisco 9/25	6	85	14.2	26	1
L- @ Oakland 10/2	5	49	9.8	15	0
W- Philadelphia 10/9	7	80	11.4	19	0
W- N.Y. Giants 10/16	5	56	11.2	26	1
L- @ Seattle 10/23	2	47	23.5	34	0
W- Arizona 10/30	5	71	14.2	34	0
W- @ Philadelphia 11/14	3	27	9.0	14	0
W- Detroit 11/20	2	15	7.5	10	0
L- Denver 11/24	9	82	9.1	18	1
L- @ N.Y. Giants 12/4	1	5	5.0	5	0
W- Kansas City 12/11	7	93	13.3	26	1
L- @ Washington 12/18	4	41	10.3	29	1
W- @ Carolina 12/24	1	9	9.0	9	0
L- St. Louis 1/1/06	4	50	12.5	19	1
Totals	66	757	11.5	34	6

Game	2006 (Dallas)				
	No.	Yds.	Avg.	Long	TD
L- @ Jacksonville 9/10	3	33	11.0	15	0
W- vs. Washington 9/17	4	45	11.3	22	0
W- @ Tennessee 10/1	2	19	9.5	11	0
L- @ Philadelphia 10/8	4	51	12.8	17	0
W- vs. Houston 10/15	3	17	5.7	13	0
L- vs. N.Y. Giants 10/23	4	72	18.0	31	0
W- @ Carolina 10/29	6	80	13.3	26	1
L- @ Washington 11/5	5	50	10.0	28	0
W- @ Arizona 11/12	5	58	11.6	22	0
W- vs. Indianapolis 11/19	3	25	8.3	11	0
W- vs. Tampa Bay 11/23	3	30	10.0	13	0
W- @ N.Y. Giants 12/3	3	73	24.3	42	0
L- vs. New Orleans 12/10	4	33	8.3	5	0
W- @ Atlanta 12/16	5	56	11.2	19	0
L- vs. Philadelphia 12/25	6	50	8.3	13	0
L- vs. Detroit 12/31	4	62	15.5	24	0
Totals	64	754	11.8	42	1

Playoffs					
L- @ Seattle 1/6/07	3	57	19.0	32	0

ROOKIES AND FIRST-YEAR PLAYERS



Remi Ayodele

Nose Tackle

FA for '07

6'2"

300

4/22/83

Oklahoma

NFL: 1st Year


Cowboys: 1st Year

PRO: Ayodele was signed to the Cowboys practice squad at midseason last year, when the Cowboys were looking for backup defensive linemen. He was released at the end of November and remained out of football before re-signing with Dallas at the end of the season. Ayodele was allocated to NFL Europa in the spring of 2007 and made 15 tackles, 1 sack and one pass breakup with the Frankfurt Galaxy. Ayodele originally signed with the New England Patriots following the 2006 NFL Draft but was waived June 16. He signed with the Baltimore Ravens at the start of training camp and was released before the start of the season. He remained out of football until signing to Dallas's practice squad November 7, 2006.

COLLEGE: As a senior at Oklahoma, Ayodele started six games and finished the year with 11

tackles, six tackles for a loss, one sack and one fumble recovery. He helped the Sooners finish 7-4 and win the Holiday Bowl against Oregon. He finished his junior season with 11 tackles, including three for a loss, and three sacks. He made two starts in 2004, when the Sooners finished 12-0 and won the Big 12 before falling to Miami in the national championship game. In two years at North Eastern Oklahoma A&M, he helped the team go 21-3. He posted 50 tackles, three sacks and recovered one fumble. In 2003, Ayodele led the Golden Norsemen to a second straight conference championship, a bowl title and a second-place national ranking.

PERSONAL: Ayodele's brother, Akin, joined the Cowboys last spring and plays linebacker. Remi was a sociology major at Oklahoma. His full first name is Remilekun.



Matt Baker

Quarterback

FA for '06

6'2"

212

5/11/83

North Carolina

NFL: 1st Year


Cowboys: 1st Year

PRO: Baker will battle to be Dallas's third quarterback after spending the 2006 season on the Cowboys practice squad. He signed with the Texans as a rookie free agent following the NFL Draft. He was released by the Texans in the middle of training camp and signed with Dallas on Aug. 7. Baker was released by the Cowboys on Sept. 2 and was signed to the team's practice squad Sept. 3. He remained there for the entire season.

COLLEGE: As a senior in 2005, Baker was a team captain and the team's Most Valuable Offensive Player in his first year as starter. He completed 180-of-346 passes for 2,345 yards – the fourth-most in school history – nine touchdowns and 11 interceptions. As a junior in 2004, he backed up Darian Durant and played in five games. He completed 23-of-36 passes for 326 yards and a touchdown. Baker completed 12-of-19 passes for 166 yards with a touchdown and an interception in two games as a sophomore in 2003. As a true freshman in 2002, Baker played in three games and completed nine-of-25 passes for 131 yards and a touchdown.

PERSONAL: Baker led Brother Rice High School in Bloomfield Hills, Mich., to a 12-1 record and a state championship as a senior. He became the starting quarterback as a sophomore and led Brother Rice to a combined 23-4 record in his last two seasons. As a senior, he was named first-team all-state, passing for over 2,000 yards and 21 touchdowns and rushing for 324 yards and four touchdowns. As a member of the 2006 Dallas Cowboys Rookie Club, a program designed to introduce rookies to community service in the Dallas area, Baker participated in monthly charity visits to non-profit organizations. Rookie Club community activities included visits and volunteer work at the Irving Library to recognize Hispanic Heritage Month, United Way Hometown Huddle events to refurbish a greenhouse at a Dallas high school and emphasize the importance of physical activity at an Arlington childcare center, serving a Thanksgiving meal to hundreds in need at The Salvation Army and taking part in the team's annual participation in the Salvation Army's Angel Tree program which provides gifts to children from low-income families for Christmas.

Richard Bartel


Quarterback

FA for '07

6'3"

246

2/3/83

Tarleton State

NFL: Rookie

Cowboys: Rookie

COLLEGE: Richard Bartel landed with the Dallas Cowboys after an impressive showing at the first mini-camp in April 2007. Bartel was invited in for a workout and after displaying great arm strength and accuracy he now has the opportunity to fight for one of the remaining quarterback slots behind Tony Romo and Brad Johnson. Bartel finished his collegiate career as a two-year starter at Tarleton State University, Stephenville, Texas. He finished his senior season completing 161-of-276 passes for 2,023 yards and 16 touchdowns and five interceptions. As a junior he made 229 passes, completing 142 with 10 touchdowns and 10 interceptions for 1,687 yards. He transferred to TSU in the

fall of 2004 after pursuing a career in baseball. He was drafted in the 14th round by the Cincinnati Reds and spent time with their minor league team. Bartel signed with Southern Methodist University out of high school and was a two-year starter for the Mustangs before entering the MLB draft.

PERSONAL: Bartel was named all-district, all-area, all-region and all-state at Grapevine, Texas, High School. He was the district offensive MVP as a senior and named team captain. Bartel was a communications major at Tarleton State University.

Jackie Battle


Running Back

FA for '07

6'2"

235

10/1/83

Houston


NFL: Rookie

Cowboys: Rookie

COLLEGE: Battle finished his career at the University of Houston setting a school record with 31 rushing touchdowns, ranking third with 31 total touchdowns and seventh in C-USA with 72.5 rushing yards-per-game. In his four-year career, Battle played in 41 games and carried the ball 441 times for 2,120 yards and 31 scores. He was selected to the 2006 all-Conference USA third-team by both the media and the coaches. As a senior he played in 13 games and rushed for 943 yards on 184 carries with 15 touchdowns and a long of 61 yards. He had a career-high three rushing touchdowns against UCF. Battle had a career-high 136 rushing yards at SMU along with a long run of 61 yards. As a junior in 2005, he played in all 12 games and finished second on the team with 408 rushing yards on 106 attempts and five scores. Battle missed the last five games of his sophomore season due to a torn tendon in his finger which required season-ending surgery.

He still rushed for 209 yards on 49 carries and two touchdowns in five games. In 2003 as a red-shirt freshman, Battle tied for the team lead with nine rushing touchdowns and finished second with 560 rushing yards on 102 attempts. He was named the 2003 Sheraton Hawaii Bowl Houston MVP after rushing for 124 yards and three touchdowns on 19 carries – averaging 6.5 yards-per-carry.

PERSONAL: As a senior at Humble, Texas, High School he helped lead the team to the third round of the playoffs with a 10-3 record. He was named to the Insiders.com Super-Team, all-state, ranked 38th running back in the nation by Rivals.com, was twice picked first-team all-district running back and was selected the Team MVP. He ran for 1,524 yards (8.4 yards-per-carry) as well as adding 182 receiving yards and scoring 20 touchdowns. Battle was a sports administration major at the University of Houston.



Damarius Bilbo

Safety

FA for '07

6'2"

218

12/3/82

Georgia Tech

NFL: 1st Year

Cowboys: 1st Year

PRO: Originally signed by the Arizona Cardinals as an undrafted free agent wide receiver in 2006, Bilbo was released before training camp and signed with Dallas on August 24, 2006. He was released a few weeks later but was then signed to the Cowboys practice squad, where he remained until his release on October 19. He was out of football until he was re-signed to the Cowboys practice squad on December 11.

COLLEGE: Bilbo finished his career at Georgia Tech with 46 catches for 679 yards (14.8 yards-per-catch) and two touchdowns. He was the Yellow Jackets backup quarterback in 2002 and battled for the starting job in 2003 before making the switch to wide receiver. As a fifth-year senior, he finished second on the team with 40 catches for 591 yards and two touchdowns. He averaged 14.8 yards-per-catch and had at least one catch in all but one game. He finished 13th in the ACC in receiving yards-per-game and 15th in receptions-per-game. He had a breakout game against North Carolina, establishing career-bests with eight catches for 131 yards, including a 48-yard touchdown catch. Bilbo also threw a 33-yard touchdown pass. As a junior, he caught four passes for 33 yards against Georgia and played three series at quarterback, completing three-of-10 passes for 29 yards. As a sophomore, he made the switch from quarterback to wide receiver and had two catches for 55 yards. Bilbo came off the bench in eight games as a redshirt freshman in 2002. He completed 29-of-67 passes for

487 yards with three touchdowns and five interceptions. He also rushed 43 times for 118 yards and two touchdowns. As a freshman, he played in one game before receiving a medical redshirt because of a recurring thumb injury on his throwing hand. He had surgery on the ulnar collateral ligament following the 2001 season.

PERSONAL: As a high school senior in 2000, Bilbo was named the Dick Butkus Football Network National High School Player of the Year and the Mississippi Player of the Year by USA Today and Gatorade after leading Moss Point High to a 13-1 record and the 5A state title. He was named the MVP of the state championship game, in which he completed 18-of-28 passes for 317 yards and four touchdowns. Bilbo was also an all-state outfielder on the baseball team and was selected by the Milwaukee Brewers in the 22nd round of the 2001 draft. While with the team in 2006, Bilbo was part of the 2006 Dallas Cowboys Rookie Club. The Rookie Club program is designed to introduce rookies to community service in the Dallas area. During the 2007 off-season, Bilbo participated in the club's annual NFL Draft Day Fan Appreciation Party signing autographs and thanking Cowboys fan for their support. He also attended the Taste of the NFL. The Ultimate Dallas Cowboys Tailgate Party in support of the North Texas Food Bank the event beneficiary and teammates DeMarcus Ware and Marcus Spears the event hosts.



Quincy Butler

Cornerback

FA for '06

6'1"

185

11/25/81

Texas Christian Univ.

NFL: 1st Year

Cowboys: 1st Year

PRO: Possessing good size and natural instincts for the cornerback position, Butler showed enough promise in the 2006 training camp to make the practice squad for the first 15 weeks of the season. An undrafted rookie free agent out of nearby TCU, he continued to develop throughout the regular season and proved himself as a productive press corner and coverage player. He was added to the Cowboys active roster on December 23, 2006, and played in one regular season game. He made his NFL debut in the team's Christmas Day loss to the Philadelphia Eagles. He was limited to special teams duty against the Eagles and was inactive the following two weeks. Butler will get a chance to make the

roster and provide depth at cornerback this season.

COLLEGE: Butler was a first-team All-Mountain West Conference selection at cornerback following his senior season at TCU. He was also selected to play in the East-West Shrine Game. Butler finished his senior year with a team-high five interceptions – all in October – and tied for the team lead in passes defended with eight. He also had 53 tackles. As a junior – his first season with the Frogs – Butler started eight games and was tied for second on the team with 56 stops. He added five passes defended and two interceptions, including one that he returned a school-record 99 yards for a touchdown. The previous

record was 85 yards. At Tyler Junior College, Butler was a two-time selection on the Southwest Junior College Football Conference All-League team. He recorded 151 tackles and eight interceptions, including one he returned one for a touchdown, in his two years at Tyler.

PERSONAL: Butler was named to the first team all-district as a quarterback following his junior and senior seasons at Roosevelt High School in San Antonio, Texas. He also ran the 400 meters for the TCU track team and was a communications major with a criminal justice minor. As a member of the 2006 Dallas Cowboys Rookie Club, a program designed to introduce rookies to

community service in the Dallas area, Butler participated in monthly charity visits to non-profit organizations. Rookie Club community activities included visits and volunteer work at the Irving Library to recognize Hispanic Heritage Month, United Way Hometown Huddle events to refurbish a greenhouse at a Dallas high school and emphasize the importance of physical activity at an Arlington childcare center, serving a Thanksgiving meal to hundreds in need at The Salvation Army and taking part in the team's annual participation in the Salvation Army's Angel Tree program which provides gifts to children from low-income families for Christmas.



Alonzo Coleman



Running Back

FA for '07

5'9"

202

1/27/84

Hampton

NFL: Rookie

Cowboys: Rookie

COLLEGE: Coleman left Hampton University after establishing team records for career rushing attempts (826), rushing yards (4,707) and touchdowns (62). He also holds four of the top 10 single-season rushing records – rushing for 1,111 yards as a senior, 1,326 as a junior, 1,133 as sophomore and 1,137 in his freshman season. Coleman earned first-team all-MEAC for four consecutive seasons. He rushed for 1,111 yards as senior on 158 attempts and 12 touchdowns. He was named MEAC Offensive Player of the Year at the conclusion of this junior year after leading the MEAC in rushing (1,326 yards on 204 attempts) and in scoring (19 touchdowns for 114 points). He posted a career-high and school record five rushing touchdowns (8,3,8,33,71) and a season-high 172 yards at Gardner-Webb. Coleman finished second in the league in total rushing yards as a sophomore with 1,133 yards on 225 carries

and 13 scores. He became the first player at Hampton to begin their career with consecutive 1,000-yard seasons. Coleman had a career-high 209 rushing yards with three touchdowns against Jackson State in 2004. As a freshman, Coleman was selected as the MEAC Rookie of the Year and led the conference (seventh in division 1-AA) in scoring with 18 touchdowns and rushing yards with 1,137- becoming the first Pirate rookie to rush for over a 1,000 yards in a season.

PERSONAL: Coleman was the all-time leading rusher at Halifax County High School in South Boston, Va., with more than 3,500 yards. He also holds the school's single-game and single-season rushing records. He was named the Western Valley District MVP and first-team all-district and all-region. Coleman also registered over 700 receiving yards and 600 return yards.



Ola Dagunduro



Nose Tackle

FA for '07

6'2"

308

1/6/84

Nebraska

NFL: Rookie

Cowboys: Rookie


COLLEGE: Dagunduro earned the starting role in his senior campaign and was a strong force in the middle of the Huskers defense. He finished the year with 31 total tackles, nine tackles for loss and 3.5 sacks – good for third of the team. Dagunduro's play also helped the Nebraska defense limit six teams to less than 70 rushing yards and rank in the top 25 in scoring defense. He had a season-high five tackles in the Cotton Bowl against Auburn. In his first season at Nebraska, Dagunduro earned the "Finisher" Award after spring football in 2005. He went on to

record 22 tackles, four tackles for loss, two sacks, two pass breakups and eight quarterback hurries – sixth-best on the team – in the fall. Dagunduro had a career-best, season-high seven tackles against Wake Forest. He played two seasons at Compton Community College and made 72 tackles in his sophomore season, along with four sacks and two forced fumbles. He earned all-conference honors, and was rated a four-star prospect by Rivals.com, the 50th junior college prospect by SuperPrep and the fifth-best junior college defensive tackle by College Football

News.com. As a freshman, Dagunduro earned honorable mention all-league honors.

PERSONAL: Dagunduro was a standout per-

former at Inglewood High School near Los Angeles. He was a sociology major at the University of Nebraska.



Steve Franklin

Guard

FA for '07

6'2"

302

6/9/83

Syracuse

NFL: 1st Year


Cowboys: 1st Year

PRO: The Cowboys signed Steve Franklin on June 28 with hopes he could add some depth to the guard position. Franklin was out of football during the 2006 regular season after spending training camp with Kansas City. He signed with the Chiefs after the 2006 NFL Draft and played in all four preseason games before being released on Aug. 28. Franklin rejoins current Cowboys linebackers coach Paul Pasqualoni, who recruited and coached him at Syracuse.

COLLEGE: Franklin was a three-year starter at Syracuse, starting 34 of his 35 career games for the Orangemen. A two-time All-Big East Academic selection, Franklin was the team's offensive captain as a senior in 2005, when he

started all 11 games. He started all but one game in 2004 and all 11 games as a sophomore in 2003, when the Orangemen set a school record with 20 rushing touchdowns. Franklin transferred to Syracuse from Coffeyville Community College in Coffeyville, Kansas, where he earned second-team all-conference honors as a freshman in 2002.

PERSONAL: Franklin earned four varsity letters at Caesar Rodney High School in Dover, Delaware. He earned first-team all-state and all-conference honors as a junior and senior. Franklin also lettered for the track team and won two state championships in the discus.



Rodney Hannah

Tight End

FA for '07

6'6"

255

8/9/64

Houston

NFL: Rookie

Cowboys: Rookie

COLLEGE: Hannah is a natural athlete with little football experience after playing only his senior season at the University of Houston. He played in 13 games and had 11 receptions for 101 yards and one touchdown. Prior to joining the football team, Hannah played in 27 basketball games for the Cougars. He averaged 1.9 points and 2.6 rebounds, with a career-high 16 boards against 16th ranked Louisville. He had 13 blocked shots and 15 steals for his career. Prior to Houston, he attended Yuba Junior College where he was named first team all-Bay Valley Conference and helped lead Yuba to 46-18 overall record in his two years at the school. He also helped Yuba

enjoy one of the best years in school history as they advanced to the Elite Eight in the California Junior College Tournament and finish with a 24-7 record in his sophomore season.

PERSONAL: Hannah played football and basketball at Roseville, Calif., High School and was an all-star selection in both sports. He was a first-team all-conference selection at wide receiver and finished among the state's top 10 leaders in receiving yards. He was also named a first-team all-conference selection in basketball and ranked among the state's top 10 leaders in both rebounding and shot blocking. Hannah was a sociology major at the University of Houston.



Dedrick Harrington


Linebacker

FA for '07

6'3"

250

9/25/83

Missouri

NFL: Rookie

Cowboys: Rookie

COLLEGE: Harrington left the University of Missouri as one of the most productive defensive players in school history. A team captain in 2006, Harrington ranks 16th on the Missouri career tackles list with 280. He was an honorable mention All-Big 12 pick by both the league coaches and The Associated Press as a senior. He won two Missouri team senior awards – Don Faurot Most Inspirational Player of the Year and Curtis Jones Champion of the Year. He finished second on the Tigers defense in 2006 with 100 tackles, but recorded a team-high 74 solo stops. Harrington added 8.5 tackles for loss and 3.5 sacks, along with one interception. As a junior in 2005, Harrington was named Missouri's Team Linebacker of the Year. He started all 12 games and ranked fifth on the defense with 73 tackles, including 12.5 for loss and three sacks. Harrington moved from strong safety to linebacker as a sophomore in 2004, and played in all 11 games, starting five at middle linebacker. He had 43 tackles, including 4.5 for loss and one sack. As a redshirt freshman, Harrington was

named to the Big 12 All-Freshman team by The Sporting News after totaling 64 tackles in 13 games, while starting at the rover position. Harrington had 11 tackles for loss and two sacks, along with two forced fumble. He had a key fumble recovery in the fourth quarter of Missouri's upset win over tenth ranked Nebraska. Harrington redshirted in 2002 as a true freshman, and was named defensive scout player of the week for his efforts during the week of the Nebraska game.

PERSONAL: Harrington was a two-way star at Mexico High School in Mexico, Mo. As a wide receiver and safety, he was rated among the Top-10 athletes by Rivals.com. Harrington was voted all-state, all-conference on both sides of the ball, and was a U.S. Army All-American as a senior and played in the prestigious All-American game in San Antonio. In three prep seasons, Harrington had 75 receptions for 1,500 yards, along with 184 tackles, five tackles for a loss and five forced fumbles on defense. Harrington also served as the team's punter, averaging more than 36 yards-per-punt.



Mike Jefferson


Wide Receiver

FA for '07

6'1"

206

12/28/82

Montana State


NFL: Rookie

Cowboys: Rookie

COLLEGE: Jefferson finished his collegiate career at Montana State, where he produced one of the finest single seasons in school history, catching 66 passes for 1,023 yards. Jefferson earned All-Big Sky honors as a senior in 2006 and twice earned national player of the week honors. Jefferson set an MSU single-record with 305 all-purpose yards against Idaho State, including 207 receiving yards. Jefferson also had 67 rushing yards with two scores, totaling five touchdowns in the game, another school record. Jefferson also caught 12 passes for 239 yards and a touchdown against Northern Arizona. Jefferson, an El Paso native, was selected to play in the Texas versus The Nation All-Star football game, his last collegiate game. Jefferson originally transferred from the University of Arizona. Jefferson played in 11 games as a junior in 2005, but caught just four passes for 64 yards. As a sophomore in 2004, Jefferson started in three-of-10 games played. He recorded 16 catches for 249 yards and three touchdowns. He caught two passes for 49 yards and two touchdowns against rival Arizona State. After redshirting in 2002,

Jefferson caught 16 passes as a redshirt freshman in 2003. He recorded 214 receiving yards and two touchdowns. Jefferson had a breakout game against Arizona State, catching nine passes for 115 yards and one touchdown in the regular season finale.

PERSONAL: Jefferson completed a stellar prep career at Parkland High School in El Paso, where he starred in football, and lettered in basketball and track. On the field, Jefferson earned state and nationwide recognition. He was a Top 100 selection by *The Dallas Morning News*, a top 50 receiving prospect by Rivals100.com and was rated by scouting guru Max Emfinger as a top 10 national flanker. As a senior, Jefferson caught 29 passes for 954 yards and 11 touchdowns. He also returned two punts for touchdowns and had 60 tackles and two interceptions on defense. Jefferson was credited for more than 2,000 receiving and 1,200 return yards during his prep career. He averaged 19.4 points and 11.2 rebounds a game as a senior on the basketball team. Jefferson majored in family studies and human development in college.



Jasper Johnson

Safety		FA for '07	
6'1"	211	6/9/85	Central Arkansas
NFL: Rookie		Cowboys: Rookie	

COLLEGE: A four-year starter at Central Arkansas, Jasper Johnson looks to become just the second player (Dave Burnette, 1987) from UCA to make the Cowboys roster. But it won't be easy for Johnson, who started his collegiate career at Division II, before Central Arkansas made the leap to Division I-AA and played the 2006 season in the Southland Conference. Johnson led the Bears defense in 2006 with 72 total tackles and also had a team-high 42 unassisted stops. Johnson also recorded two interceptions, three forced fumbles and two pass deflections. As a junior in 2005, Johnson earned All-Gulf South Conference second-team honors

by finishing with 81 tackles, including five for loss. Johnson also had two interceptions, two forced fumbles and two recovered. Johnson started every game as a sophomore and freshman, and even led the UCA defense as a freshman with three interceptions in 2003.

PERSONAL: Johnson was a two-sport standout at Dollarway High School in Pine Bluff, Ark. Johnson earned all-country, all-conference, all-state, all-SEARK and all-academic teams for his football career, where he played safety, wide receiver and running back.



Matt Moore

Quarterback		FA for '07	
6'3"	202	8/9/84	Oregon State
NFL: Rookie		Cowboys: Rookie	

COLLEGE: Moore finished his career at Oregon State with 5,733 passing yards – good for fourth all-time at OSU – despite playing only two seasons. He completed 440-of-733 passes with 29 touchdowns and 27 interceptions at OSU. As a senior, he had a streak of 182 consecutive pass attempts without an interception, the longest streak in OSU history before being picked off in the Sun Bowl. Moore earned PAC-10 Conference Honorable Mention after his final season and was named MVP of the Sun Bowl – leading the Beavers to a 39-38 win – and passing for 356 yards with four touchdowns and rushing for another. He started all 24 games he played in at OSU and passed for 3,022 yards as a senior – good for second in the PAC-10 and fifth in OSU annals for a single season. Moore enrolled at OSU in 2005 and was named the starter after spring drills. He finished the year with 2,711 passing yards – ninth highest total in OSU history. Moore was selected in the 22nd round of the MLB draft by the Angels in June of 2004 and did not play football in the fall as he attended the College of the Canyons in Santa Clarita, Calif.

Moore began his collegiate career at UCLA in 2002 – playing in six games as a true freshman and leading the Bruins to a victory in his first start becoming the first true freshman quarterback to do so. He played two seasons at UCLA completing 85-of-165 passes for 967 yards with four touchdowns and six interceptions.

PERSONAL: Moore was a two-year letterman at Hart in Valencia, Calif., as a quarterback and defensive back and in baseball. He was rated the eighth quarterback in the nation and the FarWest offensive player of the year by *SuperPrep*. He earned Cal-Hi Sports first team all-state, first team all-CIF Southern Section and the Section Division III offensive player of the year. He was selected to play in the North-South Shrine All-Star game. As a senior, he led Hart to a 13-0 record and Southern Section title – passing for 277 yards and four touchdowns and rushing for 95 yards and a score in the championship game. His father, Don Moore, played in the St. Louis Cardinals organization. Moore majored in speech communication at Oregon State.

Alex Obomese



Linebacker

FA for '07

6'3"

235

5/9/84

UTEP

NFL: Rookie


Cowboys: Rookie

COLLEGE: After a four-year career that saw him develop into one of UTEP's best defensive ends, Obomese will look to transform into an outside linebacker in the Cowboys 3-4 scheme. Obomese finished his career sixth on UTEP's all-time sacks list with 14.0. As a senior in 2006, Obomese played in all 12 games, finishing seventh on the defense with 55 tackles, including 25 unassisted. He finished third on the UTEP defense with three sacks, but led the squad with 11 quarterback hurries. Obomese also added two forced fumbles. As a junior in 2005, Obomese earned second-team All-Conference USA honors, voted on by the coaches and the media. He led the Miners with 6.5 sacks and was sixth on the team with 57 tackles. He also recorded 10.5 tackles for loss and two interceptions. He had a career-high 11 tackles, forced a fumble and registered his first career interception against Houston. In 2004, Obomese played in 12 games, including one start. He finished the sea-

son with 36 tackles and 4.5 sacks. He recorded three tackles and a sack for a nine-yard loss in the EV1.net Houston Bowl against Colorado. Obomese also scored points for the UTEP track and field team at the 2004 WAC Outdoor Championships when he finished eighth in the javelin. In 2003, Obomese had 25 tackles, playing all 13 games as a freshman. He redshirted and sat out the entire 2002 season.

PERSONAL: Obomese was a second-team all-district 17-5A selection at Westbury High School, in Houston, Texas, registering 70 tackles. Obomese played defensive end, outside linebacker and tight end as a senior. He was an honorable mention all-district pick as a junior, and earned a varsity letter for a 9-3, district-championship team as a sophomore. Obomese placed in the top 15 in both discus and javelin at the Junior Olympics for seven consecutive years. Nicknamed "Obo," his full name is Alex Ehizode Obomese.

Sam Paulescu



Punter

FA for '07

6'0"

189

4/18/84

Oregon State

NFL: Rookie

Cowboys: Rookie

COLLEGE: Paulescu finished his career at Oregon State as one of the top punters in the program's history. He was named to the Pac-10 all-conference first-team as a senior becoming the first punter in OSU history to earn the honor. He finished his career with the Beavers with 128 punts for 5,464 yards, 10 touchbacks and only two blocked punts. He started the 2004 season on the Ray Guy Award watch list and earned honorable mention All-Pac-10 as a junior and the OSU Special Teams Co-MVP. He spent the 2006 season out of football. Paulescu averaged 43 yards-per-punt as senior and ended his career with 48 punts downed inside the 20-yard line. He also had 21 punts of 50-plus yards or more including a career-best 69 yards against Washington State in 2004. Paulescu spent two seasons, 2002-03 at Fullerton College as the punter and placekicker earning first-team all-american honors. As a placekicker he was the fifth-leading scorer among California Junior College players with 73 points in 10 games - 37-of-37 on PATs and 12-of-17 on field goals with a

long of 57 yards. As a punter he averaged 45.6 yards-per-punt on 46 attempts with a long of 84 yards in the regular season and had an 86-yard punt in the playoff game against Santa Monica. As a freshman he averaged 36.7 yards-per-punt on 53 punts and received a two-star rating by Rivals.com.

PERSONAL: Paulescu earned four letters in football and soccer and two in track and field at Whittier Christian High School in La Habra, Calif. He kicked a 43-yard field goal as a junior for his prep career-best. He also played wide receiver, running back and defensive back in addition to kicking. He was selected the team's defensive MVP as a senior and a first-team All-Olympic League in 2001 as a kicker. He played in the 605 All-Star game in the summer of 2002. As a junior, he scored three touchdowns and intercepted two passes in football and scored 17 goals in soccer. His parents are from Romania and he is fluent in Romanian. Paulescu majored in health promotion and education at Oregon State University.



Blair Phillips

Linebacker

FA for '07

6'1"

245

3/5/84

Oregon

NFL: Rookie

Cowboys: Rookie

COLLEGE: Despite playing just two college seasons at the school, Phillips left his mark on the Oregon Ducks defense, including a stellar senior season that earned him honorable mention All-Pac-10 honors, voted by the league coaches. From the outside linebacker position, Phillips led Oregon's defense with 105 tackles, including 56 solo stops. Phillips was second on the team with nine tackles for loss, while recording two sacks, one interception and one fumble recovery and one forced fumble. Phillips had a career-high 14 tackles and blocked a potential-game-winning field goal against Oklahoma, preserving the Ducks 34-33 controversial win over the Sooners (9/16). Phillips missed the regular season finale against Oregon State because of a knee injury, but returned to play against BYU in the Las Vegas

Bowl, where he finished his collegiate career with seven tackles. In 2005, Phillips started his junior season as a reserve linebacker and special teams contributor before being moved into the starting lineup in the fifth game against Stanford. Phillips finished the season as the Ducks seventh-leading tackler with 45 stops, including a season-high 10 against Oregon State. Phillips transferred to Oregon from Mississippi Gulf Coast Junior College, where he recorded 109 tackles as a sophomore in 2004, earning all-state, All-South and being named the team's defensive MVP.

PERSONAL: Phillips was a three-time all-district pick at Bolton High School in Alexandria, La., and was the district MVP as a senior. Phillips was a political science major at the University of Oregon.



Jerard Rabb

Wide Receiver

FA for '07

6'2"

199

8/19/84

Boise State


NFL: Rookie

Cowboys: Rookie

COLLEGE: Rabb had two productive seasons at Boise State but will likely be remembered more for participating in one of the most memorable plays of the 2006 college football season. In BSU's Fiesta Bowl win over Oklahoma, Rabb scored the game-tying touchdown on fourth-and-18 when he caught a lateral after teammate Drisan James caught the initial pass from quarterback Jared Zabransky. Rabb raced the final 35 yards for the touchdown, sending the game to overtime where Boise State eventually prevailed over the Sooners, 43-42. In the game, Rabb caught four passes for 79 yards. In his two seasons at Boise State, Rabb caught at least one pass in all 25 games he played. As a senior in 2006, Rabb led the Broncos in receptions, hauling in 37 passes for 586 yards and four touchdowns. In 2005, Rabb had 38 catches for 572 yards and five touchdowns. Rabb was named first-team on the JC-Transfer team by JCFootball.com. Rabb transferred to BSU from

Saddleback Community College in Mission Viejo, Calif., where he helped his school to an 8-0 record and first Mission Conference title since 1996. As a sophomore in 2004, Rabb caught 83 passes for 1,368 yards and 15 touchdowns, mostly from quarterback Colt Brennan, a 2006 All-American and Heisman Trophy finalist at the University of Hawaii. Rabb was named Mission Conference National Division Offensive Player of the Year and was selected to the all-state team by JuCalTransfer.com. Rabb earned second-team all-conference honors in 2003 after catching 46 passes for 766 yards and six touchdowns. Rabb, a communications major at Boise State, also played one season of basketball at Irvine Valley College in Irvine, Calif.

PERSONAL: A graduate of El Modena High School in Orange, Calif., Rabb competed in football, basketball and track and field. He was named all-league and all-state as a senior in football.



Jamel Richardson

Wide Receiver			FA for '07
6'3"	212	1/22/82	Victor Valley CC
NFL: Rookie		Cowboys: Rookie	

PRO: Despite playing his last collegiate game in the 2002 season, Richardson will compete in his first NFL training camp with the Cowboys in San Antonio. The Syracuse, N.Y., native jumped straight from Victor Valley Community College in Victorville, Calif., to the Canadian Football League, where he developed into one of the CFL's top wide receivers, starring for the Saskatchewan Roughriders. In 2006, Richardson was hampered by injuries and caught just 16 passes for 270 yards and two touchdowns, but managed a career-high 16.9 yards-per-catch in his four seasons with the Roughriders. In 2005, Richardson started 14 games and led the team with 55 catches for 663 yards. Richardson had

just 20 catches for 210 yards and one touchdown in 2004, which followed a 22-catch season in 2003 as a CFL rookie when he had 328 receiving yards and one touchdown.

COLLEGE: Richardson spent just two years at Victor Valley CC, where was named an All-California Community College All-American in 2002. Richardson led his team in receiving as a sophomore, catching 53 passes for 1,036 yards and seven touchdowns in just eight games played. Richardson also had 186 kickoff return yards. As a freshman for VVCC in 2001, Richardson was a first-team All-Foothill Conference selection.




Steve Rissler

Guard			FA for '07
6'2"	300	11/10/84	Florida
NFL: Rookie		Cowboys: Rookie	

COLLEGE: Rissler comes to the Cowboys after anchoring an offensive line for the reigning national-champion Florida Gators. Rissler started all 14 games in 2006 for a Florida team that went 13-1 and defeated Ohio State in the BSC National Championship game. Rissler was a key component of a line that helped Florida average 374.0 yards of total offense in 2006. As a junior in 2005, Rissler played in all 12 games and started the last seven at right guard. In 2004, Rissler started just two games, but played in all 12 contests. He was named to the SEC Academic Honor Roll and earned Florida's "Most Physical Lineman of the Week" honors against Arkansas, recording three knockdowns. As a true freshman in 2003, Rissler played in four games, including one start against

Florida A&M. He became only the eighth true freshman to start on the offensive line in school history.

PERSONAL: Rissler graduated from Riverview High School in Sarasota, Fla., as a top offensive tackle in the state. A first-team all-state and all-area pick as a senior, Rissler was considered the 11th offensive tackle prospect in the south by *SuperPrep*. A three-year starter and senior season captain, Rissler set a school record by grading out 90 percent for his entire senior season. He played in the Sarasota-Manatee All-Star game following his senior season. He was a second-team All-State pick as a junior. Rissler was named an Academic Scholar-Athlete with a 4.0 GPA in high school and majored in sociology at Florida.



John Saldi

Linebacker

FA for '07

6'5"

245

6/15/82

Texas Tech

NFL: 1st Year

Cowboys: 1st Year

COLLEGE: John Saldi signed with the Dallas Cowboys following the 2006 NFL Draft and went to training camp with the Cowboys. Saldi was released at the conclusion of camp and was out of football until signing with Dallas on Jan. 4, 2007. Saldi was allocated to NFL Europe where he played with the Cologne Centurions and recorded 15 tackles, one interception for 21 yards, one pass breakup and three special teams stops. The son of former Dallas Cowboy, Jay Saldi, John hopes to follow in his father's footsteps and find success at the next level. The younger Saldi was a four-year letterman at Texas Tech where he finished his career with 213 tackles, 89 tackles for a loss, 29 sacks and nine interceptions. He also had four forced fumbles while recovering one and 12 passes defended. He was

named an All-Big 12 Honorable Mention each year during his four years with the Red Raiders. As a redshirt freshman he was named the MAZDA Tangerine Bowl Team Defensive MVP after helping lead Tech to a 55-15 victory over Clemson and finishing with five tackles, one for a loss, an interception, four passes broken up and a sack.

PERSONAL: Saldi attended high school at Southlake Carroll, Texas, where he was named TSWA first-team all-state as a senior. He finished his high school career with 153 tackles, 18 for a loss, four interceptions, four forced fumbles and five sacks. He majored in corporate communications at Texas Tech with a minor in restaurant, hotel and institutional management.



Marcus Smith

Defensive End

FA for '07

6'4"

286

2/7/84

Arizona

NFL: Rookie

Cowboys: Rookie

COLLEGE: After a five year career at Arizona, Smith looks to make the jump to the NFL and will be competing against several other young players all vying for playing time. Smith finished his career with the Wildcats with 120 tackles, 16 tackles for a loss and 10 sacks. He also added nine pass breakups and three fumble recoveries. Smith struggled in his final season after suffering an injury in the second game of his senior year which caused him to miss the remainder of the season and receive a medical hardship. He finished his fifth year with 16 tackles, three sacks and three tackles for loss. He recorded seven tackles and one fumble recovery in the first two games in 2005 before receiving a medical hardship. Smith had a breakout season as a junior in 2004, starting 11 games for Arizona and making 41 tackles, 3.5 tackles for loss, 1.5 sacks and eight passes defended and one fumble recovery. Against Utah he posted a game-high seven stops, one sack and one pass breakup. He earned All-Pac-10 honors as a sophomore in 2003 starting six out of 12 games for the Wildcats. Smith finished the year with 40 tackles, six tackles for losses, four sacks and one fumble recovery. As one of Arizona's top recruits in 2002,

he played in a nine games as a true freshman registering 16 tackles, 3.5 tackles for a loss, 1.5 sacks and one pass breakup.

PERSONAL: Smith was a stand-out defensive end at Mission Bay High School in San Diego, Calif., earning *San Diego Union Tribune* all-county, *Prep Football Report* all-west, *SuperPrep* all-farwest, Max Emfinger national defensive end list and all-San Diego area and *Las Vegas Sun* Super 11 honorable mention. He was all-league in football and basketball as a junior and senior and lettered four years in both football and basketball and two years in baseball. He finished his senior year with 90 tackles, 10 sacks, two interceptions and five forced fumbles. He also returned a fumble 96 yards for a touchdown, a CIF-San Diego record. Smith was also selected to the San Diego Union Tribune all-academic team for three years in both basketball and football and received the 2001 United States Achievement Academy Award. His father attended the Naval Academy and is retired from the U.S. Navy. Smith was a family studies and human development major at the University of Arizona.

Matthew Tarullo



Guard/Center

FA for '07

6'5"

312

8/13/82

Syracuse

NFL: 1st Year

Cowboys: 1st Year


PRO: Matthew Tarullo was originally signed by the Dallas Cowboys following the 2005 NFL Draft and has remained with the team on and off for the past two seasons. Tarullo signed with Dallas at the conclusion of the 2005 season on Jan. 3, 2006. He spent the offseason and training camp with the Cowboys before being released on Sept. 2. He signed to the Cowboys practice squad on Oct. 17 where he spent about a month. He was released Nov. 28 and signed to the N.Y. Giants practice squad on Dec. 20. He was waived from the Giants on May 9, 2007 and re-signed with Dallas on June 22. Tarullo originally signed with Dallas as a rookie free agent following the 2005 NFL Draft. He went to training camp with the Cowboys but was released on Sept. 3 and immediately signed to the practice squad where he spent the entire 2005 season. Tarullo is looking to land a permanent roster spot as he will battle for the back-up center position.

COLLEGE: Tarullo closed his collegiate career at center for the Orangemen after starting at guard in 2002 and 2003. As a senior, he started at center and earned his fourth Big East All-Academic team selection and was a member of the Athletic

Director's Honor Roll for his eighth consecutive semester. As a junior, he started all 12 games at guard and blocked for Walter Reyes, who rushed for a school single-season record 20 touchdowns, and for quarterback R.J. Anderson, who set single-season records for completions and pass attempts. As a sophomore Tarullo started at right guard. As a freshman, he played in five games, including the Insight.com Bowl.

PERSONAL: Tarullo lettered in both football and wrestling at Colonie High School in Albany, N.Y. He played both offensive and defensive tackle positions and recorded 65 tackles and 20 sacks in his career. As a senior, he was rated the eighth best offensive lineman in the East by PrepStar and was named to the Tom Lemming All-East Team. As a wrestler, he won the sectional title as a senior in the 275-pound class. At Syracuse, Tarullo earned his degree in speech communications. As a rookie, Tarullo was a member of the Cowboys 2005 Rookie Club – a program designed to introduce rookie team members to community service in the Dallas area which included work with The Salvation Army, Children's Medical Center Dallas and Meals on Wheels.

Andy Thorn



Tight End

FA for '07

6'5"

250

2/4/82

Northern Iowa

NFL: 1st Year

Cowboys: 1st Year

PRO: In need of depth at tight end and H-back following a knee injury to Oliver Hoyte, the Cowboys signed Thorn to the active roster from the club's practice squad Dec. 14, 2006. Thorn, who signed with Dallas's practice squad Oct. 4, 2006, originally signed with the Philadelphia Eagles as a rookie free agent following the 2005 NFL Draft. He was released at the end of training camp, but quickly signed to the Eagles practice squad where he spent the rest of the 2005 season. Thorn re-signed with Philadelphia in 2006, but was waived at the final cut date and was out of football until signing with Dallas. He played in one game – at Atlanta (12/16) – before being released and re-signing to the practice squad.

COLLEGE: Thorn transferred from Iowa to

Northern Iowa before his junior season and caught 38 passes for 498 yards and 10 touchdowns in his two seasons at Northern Iowa. He earned All-Gateway Conference honors in both seasons. He saw limited action as a sophomore and redshirt freshman at Iowa before transferring.

PERSONAL: Thorn played tight end and defensive end at Mott High School in Waterford, Mich. As a senior, he earned all-county honors and helped lead Mott to the state playoffs for the first time in school history. He caught 25 passes for 450 yards and six touchdowns as a senior. He left Mott as the school record-holder for shot put (57'9") and discus (172'9"). He also played baseball and basketball for the school.

2007 Rookie and First-Year Roster

NO	NAME	POS	HGT	WGT	BIRTH-DATE	NFL EXP	COLLEGE	HOW ACQ.
78	Ayodele, Remi	NT	6-2	300	4/22/83	1	Oklahoma	FA-'07
34	Anderson, Deon	FB	5-10	241	1/27/83	R	Connecticut	D6b-'07
38	Ball, Alan	CB	6-1	175	3/29/85	R	Illinois	D7b-'07
16	Baker, Matt	QB	6-2	212	5/11/83	1	North Carolina	FA-'06
4	Bartel, Richard	QB	6-3	246	2/3/83	R	Tarleton St.	FA-'07
32	Battle, Jackie	RB	6-2	235	10/1/83	R	Houston	FA-'07
20	Bilbo, Damarius	S	6-2	218	12/3/82	1	Georgia Tech	FA-'06
40	Brown, Courtney	CB	6-1	200	2/10/84	R	Cal Poly	D7a-'07
36	Butler, Quincy	CB	6-1	185	11/25/83	1	Texas Christian	FA-'06
30	Coleman, Alonzo	RB	5-9	202	1/27/84	R	Hampton	FA-'07
64	Dagunduro, Ola	NT	6-2	308	1/6/84	R	Nebraska	FA-'07
6	Folk, Nick	K	6-1	222	11/5/84	R	Arizona	D6a-'07
74	Franklin, Steve	G	6-2	302	6/9/83	1	Syracuse	FA-'07
68	Free, Doug	T	6-6	306	1/6/84	R	Northern Illinois	D4b-'07
48	Hannah, Rodney	TE	6-6	255	8/9/84	R	Houston	FA-'07
58	Harrington, Dedrick	LB	6-3	250	9/25/83	R	Missouri	FA-'07
13	Jefferson, Mike	WR	6-1	206	12/28/82	R	Montana St.	FA-'07
43	Johnson, Jasper	S	6-1	210	6/9/85	R	Central Arkansas	FA-'07
79	Marten, James	T	6-7	303	4/18/84	R	Boston College	D3-'07
5	Moore, Matt	QB	6-3	202	8/9/84	R	Oregon St.	FA-'07
50	Obomese, Alex	LB	6-3	235	5/9/84	R	Texas El-Paso	FA-'07
2	Paulescu, Sam	P	6-0	190	4/18/84	R	Oregon St.	FA-'07
59	Phillips, Blair	LB	6-1	245	3/5/84	R	Oregon	FA-'07
11	Rabb, Jerard	WR	6-2	199	8/19/84	R	Boise St.	FA-'07
18	Richardson, Jamel	WR	6-3	212	1/22/82	R	Victor Valley	FA-'07
61	Rissler, Steve	G	6-2	300	11/10/84	R	Florida	FA-'07
45	Saldi, John	LB	6-5	245	6/14/82	1	Texas Tech	FA-'07
60	Smith, Marcus	DE	6-4	286	2/7/84	R	Arizona	FA-'07
93	Spencer, Anthony	DE	6-3	258	1/23/84	R	Purdue	D1-'07
86	Stanback, Isaiah	WR	6-2	208	8/16/84	R	Washington	D4a-'07
62	Tarullo, Matthew	G/C	6-5	312	8/13/82	1	Syracuse	FA-'07
87	Thorn, Andy	TE	6-5	250	2/4/82	1	Northern Iowa	FA-'06



Dallas Cowboys 2007 Veterans Roster

NO	NAME	POS	HGT	WGT	BIRTH-DATE	NFL EXP	COLLEGE	HOW ACQ.
76	Adams, Flozell	T	6-7	340	5/18/75	10	Michigan St.	D2-'98
19	Austin, Miles	WR	6-3	216	6/30/84	2	Monmouth University	FA-'06
51	Ayodele, Akin	LB	6-2	240	9/17/79	6	Purdue	UFA(Jack)-'06
24	Barber, Marion	RB	6-0	221	6/10/83	3	Minnesota	D4a-'05
49	Bergen, Adam	TE	6-4	250	9/3/83	3	Lehigh	FA-'07
67	Berger, Joe	G	6-5	304	5/25/82	3	Michigan Tech	W(Mia)-'06
72	Bowen, Stephen	DE	6-5	303	3/28/84	2	Hofstra	FA-'06
57	Burnett, Kevin	LB	6-3	227	12/24/82	3	Tennessee	D2-'05
99	Canty, Chris	DE	6-7	299	11/10/82	3	Virginia	D4b-'05
54	Carpenter, Bobby	LB	6-2	248	8/1/83	2	Ohio State	D1-'06
75	Colombo, Marc	T	6-8	315	10/8/78	6	Boston College	FA-'05
84	Crayton, Patrick	WR	6-0	205	4/7/79	4	NW Oklahoma St.	D7b-'04
89	Curtis, Tony	TE	6-5	265	2/11/83	2	Portland State	FA-'06
66	Darilek, Trey	C	6-5	289	4/23/81	4	Texas- El Paso	FA-'07
29	Davis, Keith	S	5-11	207	12/30/78	5	Sam Houston	FA-'04
70	Davis, Leonard	T	6-6	354	9/5/78	7	Texas	UFA(Arz)-'07
37	Elam, Abram	S	6-0	207	10/15/81	2	Kent St.	FA-'06
98	Ellis, Greg	LB	6-6	265	8/14/75	10	North Carolina	D1-'98
80	Fasano, Anthony	TE	6-4	265	4/20/84	2	Notre Dame	D2-'06
95	Ferguson, Jason	DT	6-3	312	11/28/74	11	Georgia	UFA(NYJ)-'05
26	Glenn, Aaron	CB	5-9	183	7/16/72	14	Texas A&M	FA-'05
83	Glenn, Terry	WR	5-11	196	7/23/74	12	Ohio St.	T(GB)-'03
53	Glymph, Junior	LB	6-6	268	9/2/80	4	Carson-Newman	FA-'06
7	Gramatica, Martin	K	5-8	170	11/27/75	8	Kansas St.	FA-'06
65	Gurode, Andre	G/C	6-4	316	3/6/78	6	Colorado	D2a-'02
27	Hamlin, Ken	S	6-2	206	1/20/81	5	Arkansas	UFA(Sea)-'07
97	Hatcher, Jason	DE	6-6	298	7/13/82	2	Grambling St.	D3-'06
42	Henry, Anthony	CB	6-1	205	11/3/76	7	South Florida	UFA(Cle)-'05
46	Hoyte, Oliver	FB/LB	6-3	252	10/5/84	2	North Carolina St.	FA-'06
17	Hurd, Sam	WR	6-2	196	4/24/85	2	Northern Illinois	FA-'06
56	James, Bradie	LB	6-2	239	1/17/81	5	Louisiana St.	D4-'03
14	Johnson, Brad	QB	6-5	238	9/13/68	16	Florida St.	FA-'07
21	Jones, Julius	RB	5-10	208	8/14/81	4	Notre Dame	D2a-'04
33	Jones, Nathan	CB	5-10	183	6/15/82	4	Rutgers	D7a-'04
63	Kosier, Kyle	G	6-5	294	11/27/78	6	Arizona St.	UFA(Det)-'06
91	Ladouceur, Louis-Philippe	LS	6-4	251	3/13/81	3	California	FA-'05
1	McBriar, Mat	P	6-1	224	7/8/79	4	Hawaii	FA-'04
77	McQuistan, Pat	T	6-6	311	4/30/83	2	Weber St.	D7-'06
69	Molinaro, Jim	T	6-6	319	4/27/81	4	Notre Dame	FA-'07
41	Newman, Terence	CB	5-11	181	9/4/78	5	Kansas St.	D1-'03
81	Owens, Terrell	WR	6-3	218	12/7/73	12	Tennessee-Chat.	FA-'06
39	Polite, Lousaka	FB	6-0	242	9/14/81	3	Pittsburgh	FA-'04
71	Procter, Cory	G	6-4	297	10/18/82	3	Montana	FA-'05
90	Ratliff, Jay	DE	6-4	298	8/29/81	3	Auburn	D7a-'05
85	Rector, Jamaica	WR	5-10	183	8/10/81	2	NW Missouri St.	FA-'06
35	Reeves, Jacques	CB	5-11	188	10/8/82	4	Purdue	D7c-'04
9	Romo, Tony	QB	6-2	224	4/21/80	5	Eastern Illinois	FA-'03
96	Spears, Marcus	DE	6-4	305	3/8/83	3	Louisiana St.	D1b-'05
92	Stanley, Montavious	DT	6-2	308	10/10/81	2	Louisville	FA-'06
23	Thomas, Joey	CB	6-1	190	8/29/80	3	Montana St.	FA-'07
28	Thompson, Tyson	RB	6-1	225	5/21/81	3	San Jose St.	FA-'05
15	Urban, Jerheme	WR	6-3	202	11/26/80	3	Trinity (Tex.)	FA-'06
94	Ware, DeMarcus	LB	6-4	252	7/31/82	3	Troy	D1a-'05
25	Watkins, Patrick	S	6-5	208	12/18/82	2	Florida St.	D5-'06
31	Williams, Roy	S	6-0	225	8/14/80	6	Oklahoma	D1-'02
82	Witten, Jason	TE	6-5	266	5/6/82	5	Tennessee	D3-'03

Cowboys All-Time Roster

HEAD COACHES

Coach	Seasons	Years	— Regular Season —				— Postseason —			— Total —			
			Won	Lost	Tied	Pct	Won	Lost	Pct	Won	Lost	Tied	Pct
Tom Landry	29	1960-88	250	162	6	.605	20	16	.556	270	178	6	.601
Jimmy Johnson	5	1989-93	44	36	0	.550	7	1	.875	51	37	0	.580
Barry Switzer	4	1994-97	40	24	0	.625	5	2	.714	45	26	0	.634
Chan Gailey	2	1998-99	18	14	0	.563	0	2	.000	18	16	0	.529
Dave Campo	3	2000-02	15	33	0	.313	0	0	.000	15	33	0	.313
Bill Parcells	4	2003-06	34	32	0	.515	0	2	.000	34	34	0	.500
All-time Totals	47	1960-06	426	324	6	.568	32	23	.582	458	348	6	.568

ASSISTANT COACHES

A

Alexander, Hubbard	Receivers	1989-97
Allen, Ermal	Offensive Backfield	1962-69
	Special Assistant	1970-79
	Research and Development	1980-83
Armstrong, Neill	Research and Development	1982-89
Avezano, Joe	Special Teams	1990-00, 2002
	Special Teams/Tight Ends	2001

B

Bates, Bill	Special Teams/ Defensive Assistant	1998-99
	Defensive Backs	2000
	Defensive Nickel Package/ Assistant Special Teams	2001-02
Bates, Jim	Linebackers	1996-97
	Assistant Head Coach/ Defensive Line	1998-99
Berry, Raymond	Offensive Ends	1968-69
Blake, John	Defensive Line	1993-95
Boller, Craig	Defensive Tackles	1996-97
Bowles, Todd	Secondary	2005-06
Brodsky, Joe	Running Backs	1989-97
Brown, Vincent	Inside Linebackers	2006

C

Campo, Dave	Defensive Assistant	1989-90
	Defensive Backs	1991-94
	Defensive Coordinator	1995-99
Carthon, Maurice	Offensive Coordinator/ Running Backs	2003-04
Chandler, Wes	Receivers	2000-02
Coslet, Bruce	Offensive Coordinator	2002

D

Dahms, Tom	Defensive Line	1960-62
Davis, Butch	Defensive Line	1989-92
	Defensive Coordinator/ Linebackers	1993
	Defensive Coordinator	1994
DeHaven, Bruce	Special Teams	2003-06
Dimancheff, Boris (Babe)	Backfield	1960-61
Ditka, Mike	Receivers/Tight Ends	1973-74
	Special Teams/ Tight Ends	1975-76, 1980
	Special Teams/Receivers	1977-79, 1981

E

Ecklund, Brad	Offensive Line	1960-61
	Defensive Line	1962-63
Eddy, Jim	Defensive Assistant	1993
	Linebackers	1994-95
Edwards, George	Linebackers	1998-01
Erkenbeck, Jim	Offensive Line	1987-88

F

Ford, Robert	Tight Ends	1991-97
Franklin, Bobby	Defensive Backfield	1968-71
	Special Teams	1972

G

Geis, Wayne "Buddy"	Quarterbacks	1998-99
	Offensive Nickel Package	2000
Gibbs, Gary	Linebackers	2002-05
Gillman, Sid	Special Assistant	1972

H

Hackett, Paul	Offensive Coordinator/ Quarterbacks/Receivers	1986
	Offensive Coordinator/ Quarterbacks	1987-88
Haley, Todd	Receivers	2004-05
	Receivers/ Passing Game Coordinator	2006
Hall, Galen	Running Backs	2002
Hart, Tommy	Defensive Ends	1996-97
Hickey, Howard (Red)	Offensive Ends	1964-65
Hoffman, Steve	Kickers/Quality Control	1989-04
Houck, Hudson	Offensive Line	1993-01
Hughes, Ed	Offensive Backfield	1973-74, 1976
	Quarterbacks/Receivers	1975

J

Jeffcoat, Jim	Defensive Line Assistant	1998-99
	Defensive Ends	2000-04
Juraszek, Joe	Strength and Conditioning	1997-06

K

Kitchens, Freddie	Tight Ends	2006
-------------------	------------	------

L

Lavan, Al	Running Backs	1980-88
Lee, David	Offensive Assistant	2003-04, 2006
	Quarterbacks	2005
Lowry, Alan	Special Teams	1982-86
	Receivers	1987-88
	Special Teams/Tight Ends	1989
	Tight Ends	1990
Lynn, Anthony	Running Backs	2005-06

M

MacIntyre, Mike	Assistant Secondary	2003-06
Mackovic, John	Quarterbacks	1981-82
McNulty, John	Wide Receivers	2003
Meeks, Ron	Defensive Assistant	1991
Miles, Les	Tight Ends	1998-00
Myers, Jim	Offensive Line	1962-72
	Offensive Coordinator	1973-74
	Offensive Coordinator/ Offensive Line	1975-76
	Assistant Head Coach/ Offensive Line	1977-86

Assistant Coaches, cont.

N			
Nolan, Dick	Defensive Backfield	1962-67	
	Receivers	1962-85	
	Defensive Backs	1986-90	
P			
Painter, Dwain	Receivers	1998-99	
Palmer, Chris	Quarterbacks	2006	
Pasqualoni, Paul	Tight Ends	2005	
	Linebackers	2006	
Patterson, Andre	Defensive Tackles	2000-02	
Payton, Sean	Assistant Head Coach/ Quarterbacks	2003-04	
	Assistant Head Coach/ Passing Game Coordinator	2005	
P			
Pendergast, Clancy	Defensive Assistant/ Quality Control	1996-99	
	Defensive Nickel Package	2000	
	Defensive Backs	2001-02	
R			
Reeves, Dan	Offensive Backfield	1970-72, 1975	
	Special Teams Coach	1974	
	Quarterbacks/Receivers	1976	
	Offensive Coordinator/ Offensive Backs	1977-79	
	Offensive Coordinator/ Quarterbacks/Receivers	1980	
Reilly, Jack	Quarterbacks	1997	
	Offensive Coordinator	2000-01	
Renfro, Ray	Passing Offense	1968-72	
Rhyme, Jerry	Quarterbacks	1989	
Robinson, Tommie	Offensive Assistant	1998-99	
	Special Teams Assistant	2000	
Rodgers, Kacy	Defensive Tackles	2003-04	
	Defensive Line	2005-06	
Roy, Alvin	Strength and Conditioning	1973-75	

S			
Seamon, Greg	Tight Ends	2002	
Shelton, Clarence	Running Backs	1998-01	
Stofner, Jim	Quarterbacks	1983-85	
Shula, Dave	Offensive Coordinator	1989	
	Offensive Coordinator/ Quarterbacks	1990	
	Defensive Assistant	1992	
Smith, Glenn	Offensive Assistant	2000-01	
Solari, Mike	Special Teams	1987-88	
Sparano, Tony	Tight Ends	2003-04	
	Offensive Line/ Running Game Coordinator	2005-06	
Stallings, Gene	Defensive Backfield Coach	1972-85	
Stautner, Ernie	Defensive Line	1966-72	
	Defensive Coordinator	1973-74	
	Defensive Coordinator/ Defensive Line	1975-88	
T			
Tubbs, Jerry	Linebackers	1966-88	
Turner, Norv	Offensive Coordinator/ Quarterbacks	1991-93	
V			
Verducci, Frank	Offensive Line	2002	
W			
Wannstedt, Dave	Defensive Coordinator/ Linebackers	1989-92	
Ward, Bob	Strength and Conditioning	1976-89	
Warhop, George	Offensive Line	2003-04	
Wilson, Wade	Quarterbacks	2000-02	
Wise, Tony	Offensive Line	1989-92	
Woicik, Mike	Strength and Conditioning	1990-96	
Z			
Zampese, Ernie	Offensive Coordinator	1994-97	
Zimmer, Mike	Defensive Assistant	1994	
	Defensive Backs	1995-99	
	Defensive Coordinator	2000-06	

PLAYERS

A	
50	Abrams, Bobby, LB, Michigan, 1992-93
21	Adams, David, RB, Arizona, 1987
76	Adams, Flozell, G/T, Michigan State, 1998-06
51/53	Adams, Keith, LB, Clemson, 2001-02
24	Adams, Vashone, S, Eastern Michigan, 1999
26	Adderley, Herb, CB, Michigan State, 1970-72
23	Adkins, Margene, WR, Henderson J.C., 1970-71
34	Agee, Tommie, FB, Auburn, 1990-94
8	Aikman, Troy, QB, UCLA, 1989-00
29	Akins, Chris, S, Arkansas-Pine Bluff, 1999-00
36	Albritton, Vince, S/LB, Washington, 1984-91
87	Alexander, Ray, WR, Florida A&M, 1988-89
63	Alford, Darnell, T, Boston College, 2002
31	Allen, Gary, RB, Hawaii, 1983-84
73	Allen, Larry, G/T, Sonoma State, 1994-05
19	Alworth, Lance, WR, Arkansas, 1971-72
96	Anderson, Antonio, DT, Syracuse, 1997-98
20	Anderson, Richie, FB, Penn State, 2003-04
66	Andrie, George, DE, Marquette, 1962-72
81	Ankrom, Scott, WR, Texas Christian, 1989
10/35	Armstrong, Jimmy, DB, Appalachian State, 1987
81	Armstrong, Tyji, TE, Mississippi, 1996
64	Arneson, Jim, C/G, Arizona, 1973-74
78	Asher, Bob, T, Vanderbilt, 1970
76	Aughtman, Dowe, OL, Auburn, 1984
14	Austin, Miles, WR, Northmouth University, 2006
89	Awalt, Rob, TE, San Diego St., 1990-91
50	Ayodele, Akin, LB, Purdue, 2006

B	
33	Babb, Gene, LB/RB, Austin College, 1960-61
53	Babinecz, John, LB, Villanova, 1972-73
23	Bailey, Robert, CB, Miami, Fla., 1995

66	Baker, Jesse, DE, Jacksonville State, 1986
10	Baker, Jon, K, Arizona State, 1995
38	Baker, Sam, P/K, Oregon State, 1962-63
62	Baldinger, Brian, OL, Duke, 1982-84, 1986-87
87	Banks, Gordon, WR, Stanford, 1985-87
24	Barber III, Marion, RB, Minnesota, 2005
80	Barksdale, Rod, WR, Arizona, 1987
31	Barnes, Benny, DB, Stanford, 1972-82
36	Barnes, Darian, FB, Hampton, 2004
80	Barnes, Gary, WR, Clemson, 1963
56	Barnes, Reggie, LB, Oklahoma, 1995
56	Barnes, Rodrigo, LB, Rice, 1973-74
48	Barrow, Micheal, LB, Miami, Fla., 2005
81	Bateman, Marv, P, Utah, 1972-74
40	Bates, Bill, S, Tennessee, 1983-97
29	Bates, Michael, WR/KR, Arizona, 2003
68	Batiste, Michael, DT/G, Tulane, 1995
46	Baynham, Craig, RB, Georgia Tech, 1967-69
11	Belden, Bob, CB, Notre Dame, 1969-70
33	Bell, Jason, CB, UCLA, 2001
91	Benson, Darren, DT, Trinity Valley C.C., 1995-98
20	Berchich, Bob, S, Michigan State, 1960-61
67	Berger, Joe, G, Michigan Tech, 2006
76	Bethea, Larry, DL, Michigan State, 1978-83
7	Beuerlein, Steve, QB, Notre Dame, 1991-92
46	Bickerstaff, Erik, RB, Wisconsin, 2003
36	Bielski, Dick, TE, Maryland, 1960-61
29	Billups, Terry, CB, North Carolina, 1998
44	Bishop, Don, CB, CCLA, 1960-65
86	Bjornson, Eric, TE, Washington, 1995-99
24	Blackwell, Alois, RB, Houston, 1978-79
89	Blackwell, Kelly, TE, Texas Christian, 1993
99	Blade, Willie, DT, Mississippi State, 2003
46	Blake, Ricky, RB, Alabama A&M, 1991
11	Bledsoe, Drew, QB, Washington State, 2005-06

- 28 Blount, Alvin, RB, Maryland, 1987
 68 Boeke, Jim, T, Heidelberg, 1964-67
 18 Bionoli, Chris, K, Louisiana Tech, 1994-96
 87 Borden, Nate, DE, Indiana, 1960-61
 84 Borresen, Rich, TE, Northwestern, 1987
 58 Bowden, Joe, LB, Oklahoma, 2000
 72 Bowen, Stephen, DE, Hofstra, 2006
 51 Braatz, Tom, LB, Marquette, 1960
 77 Bradtfe, Byron, T, Southern Mississippi, 1960-61
 1 Brady, Kerry, K, Hawaii, 1987
 82/85 Brazzell, Chris, WR, Angelo State, 1999-00
 53 Breunig, Bob, LB, Arizona State, 1975-84
 21/23/29 Brice, Alundis, CB, Mississippi, 1995-96
 41 Briggs, Greg, S, Texas Southern, 1995
 63 Brinkley, Lester, DL, Mississippi, 1990
 36 Brinson, Larry, RB, Florida, 1977-79
 77 Brock, Clyde, DT, Utah State, 1962-63
 70 Brooks, Ethan, T, Williams College, 2005
 50 Brooks, Jamal, LB, Hampton, 2001-03
 92 Brooks, Jermaine, DT, Arkansas, 2003
 99 Brooks, Kevin, DT, Michigan, 1985-88
 44 Brooks, Michael, S, No. Carolina St., 1990
 62 Brotzki, Bob, T, Syracuse, 1988
 79 Broughton, Willie, DT, Miami, Fla., 1989-90
 33 Brown, Eric, DB, Savannah State, 1989
 59 Brown, Guy, LB, Houston, 1977-82
 24/34 Brown, Larry, CB, Texas Christian, 1991-95, 1998
 31 Brown, Otto, DB, Prairie View, 1969
 59/50 Brownlow, Darrick, LB, Illinois, 1991, 1994
 88 Bryant, Antonio, WR, Pittsburgh, 2002-04
 60 Brymer, Chris, C/G, Southern Cal, 1999
 22 Bullocks, Amos, RB, Southern Illinois, 1962-64
 15/89/82 Burbage, Cornell, WR, Kentucky, 1987-89
 60 Burkett, Jackie, LB, Auburn, 1968-69
 57 Burnett, Kevin, LB, Tennessee, 2005-06
 73 Burnette, Dave, T, Central Arkansas, 1987
 57 Burton, Ron, LB, North Carolina, 1987-89
 22 Butler, Bill, S, Tenn. Chattanooga, 1960
 36 Butler, Quincy, S, Texas Christian, 2006

C

- 60 Caffey, Lee Roy, LB, Texas A&M, 1971
 66 Campbell, Dan, TE, Texas A&M, 2003-05
 57 Campos, Alan, LB, Louisville, 1996
 52 Cannon, Billy, LB, Texas A&M, 1984
 10 Cantrell, Barry, P, Fordham, 2000
 99 Canty, Chris, DE, Virginia, 2005-06
 59 Capone, Warren, LB, Louisiana State, 1975
 18 Carano, Glenn, QB, Nevada-Las Vegas, 1977-83
 17 Carmichael, Harold, WR, Southern, 1984
 54 Carpenter, Bobby, LB, Ohio State, 2006
 10 Carrell, Duane, P, Florida State, 1974
 91 Carson, Leonardo, DT, Auburn, 2003-04
 75 Carter, Jon, DT, Pittsburgh, 1989
 17 Carter, Quincy, QB, Georgia, 2001-03
 96/98 Carver, Shante, DE, Arizona State, 1994-97
 25 Case, Scott, S, Oklahoma, 1995
 75 Casillas, Tony, DT, Oklahoma, 1991-93, 1996-97
 23 Cason, Avelon, RB, Illinois State, 2003
 54 Caver, Quinton, LB, Arkansas, 2005
 54 Cerqua, Marc, LB, Carson-Newman, 2001
 79 Cesario, Sal, G, Cal. Poly SLO, 1987
 35 Chancey, Robert, RB, no college, 1999
 85/89 Chandler, Thornton, TE, Alabama, 1986-89
 72 Cheek, Louis, OL, Texas A&M, 1990
 95 Chevrier, Randy, DT, McGill, 2001
 95 Chiaverini, Darrin, WR, Colorado, 2001
 72 Childress, Ray, DT, Texas A&M, 1996
 77 Cisowski, Steve, T, Santa Clara, 1987
 42 Clack, Darryl, RB, Arizona State, 1986-89
 83/17 Clark, Mike, K, Texas A&M, 1968-71, 1973
 73 Clark, Monte, T, Southern California, 1962
 37 Clark, Phil, DB, Northwestern, 1967-69
 82 Clarke, Frank, TE/WR, Colorado, 1960-67
 83 Clay, Hayward, TE, Texas A&M, 1998-99
 95 Claybrooks, DeVone, DT, East Carolina, 2004
 47 Clinkscale, Dextor, S, South Carolina State, 1980, 1982-85
 52 Coakley, Dexter, LB, Appalachian State, 1997-04
 59 Cobb, Garry, LB, Southern California, 1988-89
 63 Cole, Larry, DL, Hawaii, 1968-80
 41 Coleman, Anthony, DB, Baylor, 1987
 93 Coleman, Kenyon, DE, UCLA, 2003-06

- 44 Coleman, Lincoln, RB, Baylor, 1993-94
 32 Coleman, Marcus, S, Texas Tech, 2006
 86 Coleman, Ralph, LB, North Carolina A&T, 1972
 10 Collier, Reggie, QB, Southern Mississippi, 1986
 70 Collins, Javier, DT/T, Northwestern, 2001-03
 75 Colombo, Marc, T, Boston College, 2005-06
 77 Colvin, Jim, DT, Houston, 1964-66
 61 Conaty, Bill, C, Virginia Tech, 2003
 46 Condo, Jon, LS, Maryland, 2005
 31 Cone, Fred, K, Clemson, 1960
 54/53 Connelly, Mike, C, Utah State, 1960-67
 40 Conrad, Bobby Joe, WR, Texas A&M, 1969
 94 Cooper, Chris, DT, Nebraska-Omaha, 2004
 61 Cooper, Jim, OL, Temple, 1977-86
 93 Cooper, Reggie, LB, Nebraska, 1991
 18 Copper, Terrance, WR, East Carolina, 2004-05
 68 Cornish, Frank, C, UCLA, 1992-94
 85 Cornwell, Fred, TE, Southern California, 1984-85
 2 Cortez, Jose, K, Oregon State, 2005
 57 Coryatt, Quentin, LB, Texas A&M, 1999
 84 Cosbie, Doug, TE, Santa Clara, 1979-88
 44/81 Courville, Vince, WR, Rice, 1987
 80 Croyton, Patrick, WR, Northwestern Oklahoma, 2004-06
 96 Crockett, Willis, LB, Georgia Tech, 1990
 85 Cronin, Gene, LB, Pacific, 1960
 3 Cundiff, Billy, K, Drake, 2002-05
 7 Cunningham, Randall, QB, Nevada-Las Vegas, 2000
 3 Cunningham, Richie, K, SW Louisiana, 1997-99
 69 Curtis, Tony, TE, Portland State, 2006
 82 Cvercko, Andy, G, Northwestern, 1961-62

D

- 81 Daniel, Tim, WR, Florida A&M, 1993
 45/21 Daniels, Dick, S, Pacific, Ore., 1966-68
 29 Dantzier, Woodrow, RB, Clemson, 2002
 87 Davis, Billy, WR, Pittsburgh, 1995-98
 89 Davis, Donnie, WR, Southern, 1962
 40/29 Davis, Keith, S, Sam Houston, 2002, 2004-06
 57 Davis, Kyle, C, Oklahoma, 1975
 77/99 Davis, Nathan, DT, Indiana, 1998-99
 88 Davis, Sonny, LB, Baylor, 1961
 35 Davis, Wendell, CB, Oklahoma, 1996-99
 26 Davison, Andrew, CB, Kansas, 2003
 55 Del Rio, Jack, LB, Southern California, 1989-91
 41 Dennis, Pat, CB, Louisiana-Monroe, 2001
 21 Dennison, Doug, RB, Kutztown State, 1974-78
 55 DeOssie, Steve, LB, Boston College, 1964-88
 83 Deters, Harold, K, No. Carolina State, 1987
 26 Dial, Buddy, WR, Rice, 1964-66
 64 Diaz, Jorge, G, Texas A&M-Kingsville, 2000
 51 Dickerson, Anthony, LB, Southern Methodist, 1980-84
 71 Dickson, Paul, T, Baylor, 1960
 76 Diehl, John, DT, Virginia, 1965
 63 DiNapoli, Gennaro, C, Virginia Tech, 2003
 89 Ditka, Mike, TE, Pittsburgh, 1969-72
 86/21 Dixon, James, WR/RB, Houston, 1989-91
 24/25 Dixon, Tony, S, Alabama, 2001-05
 34 Doelling, Fred, S, Pennsylvania, 1960
 53 Donaldson, Ray, C, Georgia, 1995-96
 63 Donley, Doug, WR, Ohio State, 1981-84
 62 Donohue, Leon, G, Cal. State San Jose, 1965-67
 67 Donovan, Pat, T, Stanford, 1975-83
 83 Doran, Jim, WR, Iowa State, 1960-61
 33 Dorsett, Tony, RB, Pittsburgh, 1977-87
 79 Dorsey, Char-ron, T, Florida State, 2001-02
 34 Douglas, Merrill, RB, Utah, 1961
 20 Dowdle, Mike, RB/LB, Texas, 1960-62
 26 Downs, Michael, S, Rice, 1981-88
 86 Duckett, Kenny, WR, Wake Forest, 1985
 89 Dugan, Fred, WR, Dayton, 1960
 52 Duliban, Chris, LB, Texas, 1987
 37 Dunn, Perry Lee, RB, Mississippi, 1964-65
 45 Dupre, L.G., RB, Baylor, 1960-61
 89 DuPre, Billy Joe, TE, Michigan State, 1973-83
 86 Dutton, John, DL, Nebraska, 1979-86
 71 Dwyer, Mike, DT, Massachusetts, 1987

E

- 42 Easmon, Ricky, DB, Florida, 1985
 79/77 East, Ron, DT, Montana State, 1967-70
 99 Eaton, Chad, DT, Washington State, 2004
 52 Edwards, Dave, LB, Auburn, 1963-75
 58 Edwards, Dixon, LB, Michigan State, 1991-95

81/87 Edwards, Kelvin, WR, Liberty, 1987-88
27 Edwards, Mario, CB, Florida State, 2000-03
52 Eidsen, Jim, G/C, Mississippi State, 1976
96 Ekuban, Ebenezer, DE, North Carolina, 1999-03
37 Elam, Abram, S, Kent State, 2006
53 Elam, Onzy, LB, Tennessee State, 1989
2 Elliott, Lin, K, Texas Tech, 1992-93
98 Ellis, Greg, DE, North Carolina, 1998-06
92 Evans, Demetric, DE, Georgia, 2001-02
31/27 Everett, Thomas, S, Baylor, 1992-93

F

69 Fabini, Jason, T, Cincinnati, 2006
63 Falls, Mike, G, Minnesota, 1960
80 Fasano, Anthony, TE, Notre Dame, 2006
27 Fellows, Ron, CB, Missouri, 1981-86
95 Ferguson, Jason, DT, Georgia, 2005-06
54 Fieldings, Anthony, LB, Morningside College, 1995
97 Fields, Aaron, DE, Troy State, 2000
10 Filipovic, Filip, P, South Dakota, 2002
46 Fishback, Joe, S, Carson-Newman, 1993-94
73 Fisher, Ray, T, Eastern Illinois, 1960
62 Fitzgerald, John, C, Boston College, 1971-80
55 Flaherty, Harry, LB, Holy Cross, 1987
63 Flannery, John, G, Syracuse, 1996-97
82 Fleming, Cory, WR, Tennessee, 1994-95
45 Flowers, Richmond, S, Tennessee, 1969-71
80/83 Folkins, Lee, TE, Washington, 1962-64
85 Folsom, Steve, TE, Utah, 1987-90
80 Fontenot, Chris, TE, McNeese State, 2000
80 Ford, Bernard, WR, Central Florida, 1989
55 Fowler, Ryan, LB, Duke, 2004-06
46 Fowler, Todd, FB, Stephen F. Austin, 1985-88
38 Francis, Ron, CB, Baylor, 1987-90
32 Franckhauser, Tom, CB, Purdue, 1960-61
76 Frank, Bill, T, Colorado, 1964
23 Frazier, Derrick, CB, Texas A&M, 1996
30 Frazier, Lance, CB, West Virginia, 2004
71 Frederick, Andy, T, New Mexico, 1977-81
69/66 Fricke, Ben, G/C, Houston, 1999-01
90 Frisch, Byron, DE, BYU, 2001
15 Fritsch, Toni, K, Vienna, Austria, 1971-73, 1975
79 Frost, Ken, DT, Kentucky, 1961-62
75 Fry, Bob, T, Kentucky, 1960-64
84 Fugett, Jean, TE, Amherst, 1972-75
50 Fujita, Scott, LB, California, 2005

G

80 Gadsden, Oronde, WR, Winston-Salem, 1995
27 Gaechter, Mike, S, Oregon, 1962-69
3 Gainer, Derrick, RB, Florida A&M, 1992-93
89 Galbraith, Scott, TE, Southern California, 1993-94, 1997
84 Galloway, Joey, WR, Ohio State, 2000-03
29 Gant, Kenneth, CB, Albany St., 1990-94
61 Garmon, Kelvin, G, Baylor, 2000-02
17 Garrett, Jason, QB, Princeton, 1993-99
32 Garrison, Walt, RB, Oklahoma State, 1966-74
80 Gay, Everett, WR, Texas, 1988
35 Gent, Pete, WR/TE, Michigan State, 1964-68
27 George, Eddie, RB, Ohio State, 2004
67/63 Gesek, John, G, Cal. St.-Sacramento, 1990-93
11 Gibbs, Sonny, QB, Texas Christian, 1963
63 Gibson, Aaron, T, Wisconsin, 2001-02
26 Glenn, Aaron, CB, Texas A&M, 2005-06
83 Glenn, Terry, WR, Ohio State, 2003-06
97 Glover, La'ROI, DT, San Diego State, 2002-05
78 Glymph, Junior, DE, Carson-Newman, 2005-06
56 Godfrey, Randall, LB, Georgia, 1996-99
66 Gogan, Kevin, T, Washington, 1987-93
76 Gonzaga, John, DE, No college, 1960
9 Gonzalez, Daniel, QB, East Carolina, 1998
83 Gonzalez, Leon, WR, Bethune, Cookman, 1985
23 Goodrich, Dwayne, CB, Tennessee, 2000-02
44 Gowdy, Cornell, DB, Morgan State, 1986
4 Gowin, Toby, P, North Texas, 1997-99, 2003
7 Gramatica, Martin, K, Kansas State, 2006
71 Granger, Charlie, T, Southern, 1961
28 Granger, Norm, RB, Iowa, 1984
56 Grant, Orantes, LB, Georgia, 2000-01
58 Grau, Jeff, LS, UCLA, 2002
29/48 Green, Alex, CB, Indiana, 1987
61 Green, Allen, P/K, Mississippi, 1961
34 Green, Cornell, DB, Utah State, 1962-74
10 Green, Skyler, WR, Louisiana State, 2006

79 Gregg, Forrest, G/T, Southern Methodist, 1971
77 Gregory, Bill, DL, Wisconsin, 1971-77
21 Gregory, Glynn, WR/DB, Southern Methodist, 1961-62
64 Grottkau, Bob, G, Oregon, 1961
65 Gurode, Andre, G/C, Colorado, 2002-06
60 Guy, Buzz, G, Duke, 1960

H

64 Hagen, Halvor, C/G, Weber State, 1969-70
94 Haley, Charles, DE, James Madison, 1992-96
38 Hall, Chris, S, East Carolina, 1993
55 Hall, Lemanski, LB, Alabama, 1999
54 Hambrick, Darren, LB, South Carolina, 1998-01
35/42 Hambrick, Troy, RB, Savannah State, 2000-03
60 Hamel, Dean, DT, Tulsa, 1989-90
86 Hannam, Ryan, TE, Northern Iowa, 2006
52 Hansen, Wayne, LB, Texas Wesleyan, 1960
54 Hardy, Darryl, LB, Tennessee, 1995, 1997
51 Hardy, Kevin, LB, Illinois, 2002
80/82 Harper, Alvin, WR, Tennessee, 1991-94, 1999
50 Harper, Dave, LB, Humboldt State, 1990
24 Harper, Roger, S, Ohio State, 1996
43 Harris, Cliff, S, Ouachita, 1970-79
86 Harris, Duriel, WR, New Mexico State, 1984
88 Harris, Jackie, TE, Northeast Louisiana, 2000-01
40 Harris, Jim, S, Oklahoma, 1961
80 Harris, Rod, WR, Texas A&M, 1990
97 Hatcher, Jason, DE, Grambling, 2006
38 Hawthorne, Duane, CB, Northern Illinois, 1999-02
22 Hayes, Bob, WR, Florida A&M, 1965-74
33 Hayes, Wendell, RB, Humboldt State, 1963
27 Haynes, Tommy, S, Southern California, 1987
56 Hays, Harold, LB, Southern Mississippi, 1963-67
62/78 Healy, Don, DT, Maryland, 1960-61
69 Hegamin, George, T, North Carolina State, 1994-97
55 Hegman, Mike, LB, Tennessee State, 1976-88
11 Heinrich, Don, CB, Washington, 1960
62/70 Hellestrae, Dale, OL, Southern Methodist, 1990-00
58 Hemsley, Nate, LB, Syracuse, 1997-99
56 Henderson, Thomas, LB, Langston, 1975-79
58/50 Hendrickson, Steve, LB, California, 1989
45 Hendrix, Manny, CB, Utah, 1986-91
85 Hendrix, Tim, TE, Tennessee, 1987
95 Hennings, Chad, DT, Air Force, 1992-00
42 Henry, Anthony, CB, South Florida, 2005-06
7 Henson, Drew, QB, Michigan, 2004-05
72 Herchman, Bill, DT, Texas Tech, 1960-61
1 Herrera, Efren, K, UCLA, 1974, 1976-77
81 Hervey, Edward, WR, Southern Cal, 1995
21 Higgs, Mark, RB, Kentucky, 1988
32 Highsmith, Alonzo, FB, Miami, Fla., 1990-91
9 Hilbert, Jon, K, Louisville, 2001
31 Hill, Bill, CB, Rutgers, 1987
35 Hill, Calvin, RB, Yale, 1969-74
25 Hill, Rod, CB, Kentucky State, 1982-83
80 Hill, Tony, WR, Stanford, 1977-86
60/90 Hill, Tony, DE, Tenn. Chattanooga, 1991-92
16 Hodge, Damon, WR, Alabama State, 2000
10 Hodson, Tommy, QB, Louisiana State, 1994
14 Hogeboom, Gary, QB, Central Michigan, 1980-85
23 Holloway, Johnny, CB, Kansas, 1986
47 Holmes, Clayton, CB, Carson-Newman, 1992-95
30 Holt, Issiac, CB, Alcorn State, 1989-92
24 Homan, Dennis, WR, Alabama, 1968-70
9 Hoopes, Mitch, P, Arizona, 1975
20 Horton, Ray, S, Washington, 1989-92
67 Houser, John, C/G, Redlands, 1960-61
86 Houston, Bill, WR, Jackson State, 1974
21 Howard, Carl, CB, Rutgers, 1984
99 Howard, David, LB, Cal. St. Long Beach, 1989-90
81 Howard, Percy, WR, Austin Peay, 1975
87 Howard, Ron, TE, Seattle, 1974-75
54 Howley, Chuck, LB, West Virginia, 1961-73
81 Howton, Bill, WR, Rice, 1960-63
51 Hoyem, Lynn, C/G, Cal. St. Long Beach, 1962-63
46 Hoyte, Oliver, FB/LB, North Carolina State, 2006
49 Huggins, Johnny, TE, Alabama State, 2001
42 Hughes, Randy, S, Oklahoma, 1975-80
32 Hughes, Tyrone, CB, Nebraska, 1998
11 Humphrey, Buddy, QB, Baylor, 1961
79 Hunt, John, G/T, Florida, 1984

- 34 Hunter, Monty, S. Salem, 1982
 47 Hunter, Pete, CB, Virginia Union, 2002-04
 52/58 Hurd, Jeff, LB, Kansas State, 1987
 17 Hurd, Sam, WR, Northern Illinois, 2006
 40 Hurt, Eric, CB, Cal. State San Jose, 1980
 66 Husmann, Ed, DT, Nebraska, 1960
 59 Hutcherson, Ken, LB, Livingston State, 1974
 7 Hutcherson, Chad, QB, Stanford, 2002-03
 57/55 Huther, Bruce, LB, New Hampshire, 1977-80, 1983
 66 Hutson, Tony, G, N.E. Oklahoma St., 1996-99

- I**
 88 Irvin, Michael, WR, Miami, Fla., 1988-99
 60 Isbell, Joe Bob, G, Houston, 1962-65
 81 Ismail, Raghib, WR, Notre Dame, 1999-01

- J**
 71 Jackson, Al, G, Louisiana State, 2000-01
 32 Jackson, Tim, S, Nebraska, 1989
 83 Jackson, Willie, WR, Florida, 1994
 56 James, Bradie, LB, Louisiana State, 2003-06
 40 James, Cedric, WR, Texas Christian, 2003
 68 Jamison, Vontrell, DE, Clemson, 2005
 53 Jax, Garth, LB, Florida State, 1986-88
 77 Jeffcoat, Jim, DE, Arizona State, 1983-94
 81 Jeffers, Patrick, WR, Virginia, 1998
 84 Jennings, Keith, TE, Clemson, 1989
 37 Jensen, Jim, RB, Iowa, 1976
 19 Jett, John, P, East Carolina, 1993-96
 62/52 Johnson, Al, C, Wisconsin, 2003-06
 86 Johnson, Butch, WR, Calif.-Riverside, 1976-83
 19 Johnson, Keyshawn, WR, Southern California, 2004-05
 23 Johnson, Mike, CB, Kansas, 1966-69
 64 Johnson, Mitch, G, UCLA, 1965
 92 Johnson, Thomas, DT, Middle Tennessee St., 2005
 29 Johnson, Udra, RB, West Virginia, 1989
 91 Johnson, Walter, DT, Pittsburgh, 1987
 40 Johnston, Daryl, FB, Syracuse, 1989-99
 51 Jones, Dale, LB, Tennessee State, 1987
 39 Jones, E.J., RB, Kansas, 1987
 72 Jones, Ed, DE, Tennessee State, 1974-78, 1980-89
 23 Jones, James, RB, Mississippi State, 1980-82, 1984-85
 25 Jones, Jermaine, CB, Northwestern State (LA), 2002
 97 Jones, Jimmie, DL, Miami, Fla., 1990-93
 21 Jones, Julius, RB, Notre Dame, 2004-06
 33 Jones, Nathan, CB, Rutgers, 2004-06
 55 Jones, Robert, LB, East Carolina, 1992-95
 55 Jordan, Lee Roy, LB, Alabama, 1963-76

- K**
 20 Kaiser, Jason, S, Culver-Stockton, 1999
 57 Keller, Mike, LB, Michigan, 1972
 60 Kennard, Derek, G, Nevada-Reno, 1994-96
 68 Ker, Crawford, G, Florida, 1985-90
 60 Killian, Gene, G, Tennessee, 1974
 27 Kincade, Keyton, RB, Southern Methodist, 2006
 60 Kiner, Steve, LB, Tennessee, 1970
 57 King, Angelo, LB, South Carolina State, 1981-83
 63 Kiselak, Michael, C/G, Maryland, 1998-99
 73 Kitson, Syd, G, Wake Forest, 1984
 19 Klein, Dick, T, Iowa, 1960
 4 Knorr, Micah, P, Utah State, 2000-02
 16 Kosar, Bernie, QB, Miami, Fla., 1993
 63 Kosier, Kyle, G, Arizona State, 2006
 35 Kowalczyk, Walt, RB, Michigan State, 1960
 9 Kupp, Craig, QB, Pacific-Lutheran, 1991
 67 Kupp, Jake, G, Washington, 1964-65
 25 Kyle, Aaron, CB, Wyoming, 1976-79

- L**
 19 Ladouceur, Louis-Philippe, LS, California, 2005-06
 LaFleur, David, TE, Louisiana State, 1997-00
 35 Laidlaw, Scott, RB, Stanford, 1975-79
 38 Lang, David, RB, Northern Arizona, 1995
 41 Larrimore, Kareem, CB, West Texas A&M, 2000-01
 15 Laufenberg, Babe, QB, Indiana, 1989-90
 25 Lassic, Derrick, RB, Alabama, 1993-94
 29 Lavette, Robert, RB, Georgia Tech, 1985-87
 66 Lawless, Burton, G, Florida, 1975-79
 16 Leaf, Ryan, QB, Washington State, 2001
 14 LeBaron, Eddie, QB, Pacific, 1960-63

- 32 Lee, ReShard, RB, Middle Tennessee St., 2004
 68 Lehr, Matt, C/G, Virginia Tech, 2001-04
 34 Lester, Tim, FB, Eastern Kentucky, 1999
 78 Lett, Leon, DL, Emporia State, 1991-00
 50 Lewis, D.D., LB, Mississippi State, 1968, 1970-81
 23 Lewis, Woodley, WR, Oregon, 1960
 64/67 Lilja, George, C, Michigan, 1967
 74 Lilly, Bob, DL, Texas Christian, 1981-74
 72 Lilly, Kevin, DT, Tulsa, 1989
 92/64 Liscio, Tony, T, Tulsa, 1963-64, 1966-71
 20 Livingston, Bruce, DB, Arkansas Tech, 1987
 41 Livingston, Warren, CB, Arizona, 1961-66
 35 Lockett, J.W., RB, Central Oklahoma, 1961-62
 56 Lockhart, Eugene, LB, Houston, 1984-90
 25 Logan, Obert, S, Trinity Tex., 1965-66
 56 Long, Bob, LB, UCLA, 1962
 19 Longley, Clint, QB, Abilene Christian, 1974-75
 18 Lothridge, Billy, P/QB, Georgia Tech, 1964
 84/86 Lucky, Mike, TE, Arizona, 1999-02

- M**
 58 Mackey, Louis, LB, Akron, 2001-02
 51 Manders, Dave, C, Michigan State, 1964-66, 1968-74
 22 Manning, Wade, CB, Ohio State, 1979
 31 Marion, Brock, S, Nevada-Reno, 1993-97
 71 Marsh, Amos, RB, Oregon State, 1961-64
 79 Martin, Harvey, DE, East Texas State, 1973-83
 34 Martin, Jamar, FB, Ohio State, 2002-03
 83 Martin, Kelvin, WR, Boston College, 1987-92, 1996
 67 Maryland, Russell, DT, Miami, Fla., 1991-95
 25 Mathews, Ray, WR, Clemson, 1960
 23 Mathis, Kevin, CB, Texas A&M-Commerce, 1997-99
 1 McBriar, Mat, P, Hawaii, 2004-06
 99 McCormack, Hurvin, DT, Indiana, 1994-98
 70 McCreary, Bob, T, Wake Forest, 1961
 80 McDaniel, David, WR, Mississippi Valley, 1968
 14 McDonald, Paul, QB, Southern California, 1986-87
 25 McDonald, Tommy, WR, Oklahoma, 1964
 79 McFadden, Marques, T, Arizona, 2002
 83 McGarity, Wane, WR, Texas, 1999-01
 82 McGee, Tony, TE, Michigan, 2002-03
 42 McIlhenny, Don, RB, Southern Methodist, 1960-61
 90 McIntosh, Toddrick, DT, Florida State, 1994
 67 McIver, Everett, G, Elizabeth City State, 1998-99
 35 McKie, Jason, FB, Temple, 2002
 66 McKinney, Jeremy, G/T, Iowa, 2002
 85 McKinnon, Dennis, WR, Florida St., 1990
 82 McKnight, James, WR, Liberty, 1999-00
 52 McLean, Scott, LB, Florida State, 1983
 47 McNeil, Ryan, CB, Miami, Fla., 2000
 77 McQuistan, Pat, T, Weber State, 2006
 35 McSwain, Chuck, RB, Clemson, 1983-84
 70 Memmelaar, Dale, G, Wyoming, 1962-63
 17 Meredith, Don, QB, Southern Methodist, 1960-68
 78 Meyers, John, DT, Washington, 1962-63
 83 Mickey, Joey, TE, Oklahoma, 1993
 7 Millen, Hugh, QB, Washington, 1993
 83 Miller, Anthony, WR, Tennessee, 1997
 3 Miller, Jim, P, Mississippi, 1983-84
 85 Mills, Ernie, WR, Florida, 1998-99
 72 Missouri, Dwayne, DE, Northwestern, 2001
 34 Mitchell, Aaron, CB, Nevada-Las Vegas, 1979-80
 82 Mitchell, Johnny, TE, Nebraska, 1996
 27 Moble, Singer, S, Washington State, 1997-99
 47 Moegle, Dick, S, Rice, 1961
 23 Montgomery, Mike, RB/WR, Kansas State, 1972-73
 24 Mooty, Jim, CB, Arkansas, 1960
 73 Morgan, Dennis, RB, Western Illinois, 1974
 81 Morgan, Quincy, WR, Kansas State, 2004
 14 Morton, Craig, QB, California, 1965-74
 80 Murchison, Ola Lee, WR, Pacific, 1961
 3 Murray, Eddie, K, Tulane, 1993, 1999
 29 Murrell, Adrian, RB, West Virginia, 2003
 29 Myers, Greg, S, Colorado State, 2000
 94 Myers, Michael, DL, Alabama, 1998-03
 98 Myles, Godfrey, LB, Florida, 1991-96
 62 Myslinski, Tom, G/C, Tennessee, 1999

- N**
 73 Neely, Ralph, G/T, Oklahoma, 1965-77
 39 Neufeld, Ryan, FB, UCLA, 1999
 44 Newhouse, Robert, FB, Houston, 1972-83
 41 Newman, Terence, CB, Kansas State, 2003-06

30 Newsome, Timmy, RB, Winston-Salem, 1980-88
67/61 Newton, Nate, G/T, Florida A&M, 1986-98
59 Nguyen, Dat, LB, Texas A&M, 1999-05
76 Niland, John, G, Iowa, 1966-74
60 Nix, John, DT, Southern Miss, 2001-02
75 Noble, Brandon, DT, Penn State, 1999-02
25 Nolan, Dick, S, Maryland, 1962
60 Noll, Ben, G, Pennsylvania, 2004-05
73 Noonan, Danny, DL, Nebraska, 1987-92
84 Norman, Pettis, TE, J.C. Smith, 1962-70
25 Norton, Jerry, S, Southern Methodist, 1962
51 Norton, Ken, LB, UCLA, 1988-93
84 Novacek, Jay, TE, Wyoming, 1990-96
76 Nutting, Ed, T, Georgia Tech, 1963
61 Nye, Blaine, G, Stanford, 1968-76

O
90 Ogbogu, Eric, DE, Maryland, 2003-05
82 Ogden, Jeff, WR, Eastern Washington, 1998-99
54 O'Neil, Keith, LB, Northern Arizona, 2003-04
62 Oswald, Paul, G, Kansas, 1988
76 Otto, Bob, DL, Idaho State, 1986
20 Overton, Jerry, S, Utah, 1963
31 Owens, Billy, DB, Pittsburgh, 1988
81 Owens, Terrell, WR, Tennessee-Chattanooga, 2006

P
62 Page, Craig, C, Georgia Tech, 2000
77 Page, Solomon, G/T, West Virginia, 1999-02
26 Palmer, Paul, RB, Temple, 1989
60 Parker, J'vonne, DT, Rutgers, 2006
21 Parks, Billy, WR, Cal. St. Long Beach, 1972
62 Parrish, James, T, Temple, 1993-94
34 Parrish, Tony, S, Washington, 2006
56 Patera, Jack, LB, Oregon, 1960-61
43 Patterson, Elviss, CB, Kansas, 1993
88 Pearson, Drew, WR, Tulsa, 1973-83
26 Pearson, Preston, RB, Illinois, 1975-80
9 Peete, Rodney, QB, Southern California, 1994
16 Pelluer, Steve, QB, Washington, 1984-88
59 Penn, Jesse, LB, Virginia Tech, 1985-87
22 Peoples, George, RB, Auburn, 1982
33 Percival, Mac, K, Texas Tech, 1974
43 Perkins, Don, RB, New Mexico, 1961-68
92 Perkins, Ray, DE, Virginia, 1987
39 Perryman, Robert, FB, Michigan, 1990
72 Peterman, Stephen, G, Louisiana State, 2004-05
65 Petersen, Kurt, G, Missouri, 1980-85
58 Peterson, Calvin, LB, UCLA, 1974-75
79 Pettitti, Rob, T, Pittsburgh, 2005
81 Phillips, Kirk, WR, Tulsa, 1984
49/88 Pierce, Brett, TE, Stanford, 2004-05
20 Pile, Willie, S, Virginia Tech, 2005
33 Pinder, Cyril, RB, Illinois, 1973
97 Pittman, Kavika, DE, McNeese St., 1996-99
73 Ploeger, Kurt, DL, Gustavus Adolphus, 1986
6 Pimboeuf, Lance, K, Southwest Louisiana, 1963
39 Polite, Lousaka, FB, Pittsburgh, 2004-06
97 Ponder, David, DT, Florida State, 1985
86 Porterfield, Garry, DE, Tulsa, 1965
81 Powe, Karl, WR, Alabama State, 1985-86
25 Powell, Jemeel, CB, California, 2003
75 Pozderac, Phil, T, Notre Dame, 1982-87
89 Price, Jim, TE, Stanford, 1993
70 Price, Marcus, T, Louisiana State, 2005
81 Price, Peerless, WR, Tennessee, 2005
71 Procter, Cory, G, Montana, 2005
52 Pruitt, Mickey, LB, Colorado, 1991-92
75 Pugh, Jethro, DT, Elizabeth City, 1965-78
61 Putnam, Duane, G, Pacific, 1960

Q
11 Quinn, Mike, QB, Stephen F. Austin, 1998-99

R
64 Rafferty, Tom, G/C, Penn State, 1976-89
87 Rambo, Ken-Yon, WR, Ohio State, 2001-02
60 Randall, Tom, G, Iowa State, 1978
88 Randle, Sonny, WR, Virginia, 1968
66 Ratliff, Jay, DE, Auburn, 2005-06
85 Rector, Jamaica, WR, Northwest Missouri State, 2006
82 Reese, Beasley, CB/WR, North Texas, 1976
68 Reese, Guy, DT, Southern Methodist, 1962-63

43 Reese, Izell, S, Alabama-Birmingham, 1998-01
30 Reeves, Dan, RB/QB, North Carolina, 1965-72
35 Reeves, Jacques, CB, Purdue, 2004-06
20 Renfro, Mel, DB/RB, Oregon, 1964-77
82 Renfro, Mike, WR, Texas Christian, 1984-87
19 Rentzel, Lance, WR, Oklahoma, 1967-70
76 Reynolds, Jerry, T, Nevada-Las Vegas, 1994
13 Rhome, Jerry, QB, Tulsa, 1965-68
27 Richards, Curvin, RB, Pittsburgh, 1991-92
83 Richards, Golden, WR, Hawaii, 1973-78
70 Richards, Howard, G/T, Missouri, 1981-86
31 Richardson, Gloster, WR, Jackson State, 1971
88 Ridgway, Colin, PK, Lamar Tech, 1965
42 Ridlon, Jim, S, Syracuse, 1963-64
30 Riley, Earl, S, Washington State, 2000
62 Rivera, Marco, G, Penn State, 2005-06
12 Roach, John, QB, Southern Methodist, 1964
87 Roberts, Alfredo, TE, Miami, Fla., 1991-92
85 Robinson, Jeff, TE, Idaho, 2002-04
45 Robinson, Larry, RB, Tennessee, 1973
56 Roe, Bill, LB, Colorado, 1980
79 Rogers, Jacob, T, Southern California, 2004
50 Rohrer, Jeff, LB, Yale, 1982-87
9 Romo, Tony, QB, Eastern Illinois, 2003-06
56 Roper, John, LB, Texas A&M, 1993
20/21 Ross, Derek, CB, Ohio State, 2002-03
36 Ross, Dominique, RB, Valdosta State, 1995-96
68 Ross, Oliver, T, Iowa State, 1998
88 Rucker, Reggie, WR, Boston University, 1970-71
9 Ruzek, Roger, K, Weber State, 1987-89
80 Ryan, Sean, TE, Boston College, 2004-05

S
87 Saldi, Jay, TE, South Carolina, 1976-82
89 Salonen, Brian, TE/LB, Montana, 1984-85
26 Sanchez, Jeff, CB, Tulane, 2003
70 Sandeman, Bill, DT, Pacific, 1966
21 Sanders, Deion, CB/WR, Florida State, 1995-99
80 Santiago, O.J., TE, Kent, 2000
3 Sargent, Broderick, FB, Baylor, 1989
8 Sawyer, Buzz, P, Baylor, 1987
4 Saxon, Mike, P, San Diego St., 1985-92
68 Scarlett, Noel, DT, Langston, 2000
78 Schaum, Greg, DE, Michigan State, 1976
65 Schoenke, Ray, T, Southern Methodist, 1963-64
66 Schultz, Chris, T, Arizona, 1983, 1985
52 Schwantz, Jim, LB, Purdue, 1994-96
77 Schifres, Steve, OL, Wyoming, 1997
47 Scott, Chuck, WR, Vanderbilt, 1987
85 Scott, Darnay, WR, San Diego State, 2002
68 Scott, Herb, G, Virginia Union, 1975-84
35 Scott, Kevin, RB, Stanford, 1989
21/38 Scott, Lynn, S, Northwestern Oklahoma, 2001-05
52 Scott, Sean, LB, Maryland, 1988
22 Scott, Victor, DB, Colorado, 1984-88
10 Secules, Scott, QB, Virginia, 1988
6 Seder, Tim, K, Ashland, 2000-01
88 Sellers, Ron, WR, Florida State, 1972
1 Septien, Rafael, K, Southwest Louisiana, 1978-86
58 Shanley, Scott, LB, Nebraska, 2003-05
94/53 Shannon, Randy, LB, Miami, Fla., 1989-90
52 Shaw, Robert, C, Tennessee, 1979-81
67 Shearin, Joe, C, Texas, 1987
87/82 Shepard, Derrick, WR, Oklahoma, 1989-91
86 Sherer, Dave, P, Southern Methodist, 1960
86 Sherrard, Mike, WR, UCLA, 1986
63 Shields, Joe, OL, Portland State, 1987
50 Shiver, Clay, C, Florida State, 1996-98
46/25 Shy, Les, RB, Cal. St. Long Beach, 1966-69
82 Simmons, Cleo, TE, Jackson State, 1983
53 Simmons, Dave, LB, Georgia Tech, 1968
53 Simmons, Victor, LB, Central State, Ohio, 1987
51 Singleton, Al, LB, Temple, 2003-06
65 Slaton, Tony, G, Southern Cal., 1990
42 Smagala, Stan, DB, Notre Dame, 1990-91
60 Smerek, Don, DL, Nevada-Reno, 1981-87
93 Smith, Artie, DT, Louisiana Tech, 1998
59 Smith, Darrin, LB, Miami, Fla., 1993-96
75/79 Smith, Daryle, T, Tennessee, 1987-88
39 Smith, Donald, S, Liberty, 1991
22 Smith, Emmitt, RB, Florida, 1990-02
24 Smith, J.D., RB, No. Carolina A&T, 1965-66
81 Smith, Jackie, TE, Northwest Louisiana, 1978

- 64 Smith, Jim Ray, G/T, Baylor, 1963-64
 82 Smith, Jimmy, WR, Jackson State, 1992
 26 Smith, Kevin, CB, Texas A&M, 1992-99
 57 Smith, Myron, LB, Louisiana Tech, 1998
 67 Smith, Sean, DT, Grambling, 1999
 36 Smith, Tarik, RB, California, 1998-99
 33 Smith, Timmy, RB, Texas Tech, 1990
 85 Smith, Tody, DL, Southern California, 1971-72
 57 Smith, Vinson, LB, East Carolina, 1990-92, 1997
 86 Smith, Waddell, WR, Kansas, 1984
 87 Smith, Zuriel, WR, Hampton, 2003
 18 Snyder, Loren, QB, Northern Colorado, 1987
 54 Solomon, Jesse, LB, Florida State, 1989-90
 46 Solomon, Roland, S, Utah, 1980
 45 Solwold, Mike, TE, Wisconsin, 2001
 20 Sparks, Phillippi, CB, Arizona State, 2000
 96 Spears, Marcus, DE, Louisiana State, 2005-06
 90 Spellman, Alonzo, DT, Ohio State, 1999-00
 80 Spivey, Sebron, WR, Southern Illinois, 1987
 55 Spradlin, Danny, LB, Tennessee, 1981-82
 20 Springs, Ron, RB, Ohio State, 1979-84
 65 Stalls, Dave, DE, Northern Colorado, 1977-79
 12 Staubach, Roger, QB, Navy, 1969-79
 55 Steele, Markus, LB, Southern California, 2001-03
 81/82 Steele, Robert, WR, Northern Alabama, 1978
 79/77 Stephens, Larry, DE, Texas, 1963-67
 70/53 Stepnoski, Mark, G/C, Pittsburgh, 1989-94, 1999-01
 28 Stewart, Curtis, RB, Auburn, 1989
 64 Stewart, Daleroy, DT, Southern Miss, 2002-04
 40 Stiger, Jim, RB, Washington, 1963-65
 83 Still, Bryan, WR, Virginia Tech, 1999
 56 Stincic, Tom, LB, Michigan, 1969-71
 5 Stoerner, Clint, QB, Arkansas, 2000-02
 31 Stokes, Sim, WR, Northern Arizona, 1967
 65 Stone, Ron, T, Boston College, 1993-95
 18 Stoudt, Cliff, QB, Youngstown St., 1990-91
 24 Stoutmire, Omar, S, Fresno State, 1997-98
 82 Stowe, Otto, WR, Iowa State, 1973
 96 Stubbs, Daniel, DE, Miami, Fla., 1990-91
 30 Studstill, Darren, S, West Virginia, 1994
 90 Sturgis, Oscar, DE, North Carolina, 1995
 40 Strayhorn, Les, RB, East Carolina, 1973-74
 55 Strickland, Fred, LB, Purdue, 1996-98
 87 Stynchula, Andy, DE, Penn State, 1968
 45 Sualua, Nicky, FB, Ohio State, 1997-98
 4 Suisham, Shaun, K, Bowling Green, 2005-06
 72 Sullivan, Mike, T, Miami, Fla., 1991
 51/57 Swan, Russ, LB, Virginia, 1997
 19 Sweeney, Kevin, QB, Cal. St. Fresno, 1987-88
 80 Swinton, Reggie, WR, Murray State, 2001-03

T

- 71/72 Talbert, Don, DE/OT, Texas, 1962, 1965, 1971
 25 Tautalatasi, Junior, RB, Washington State, 1989
 36 Taylor, Tony, RB, Northwestern Louisiana, 2001
 30/31 Teague, George, S, Alabama, 1996, 1998-01
 89 Tennell, Derek, TE, UCLA, 1992
 16 Testaverde, Vinny, QB, Miami, Fla., 2004
 3 Thomas, Anthony, RB, Michigan, 2005
 27 Thomas, Bill, RB, Boston College, 1972
 32 Thomas, Blair, RB, Penn State, 1994
 51 Thomas, Broderick, LB, Nebraska, 1996-98
 41 Thomas, Dave, CB, Tennessee, 1993-94
 33 Thomas, Duane, RB, West Texas State, 1970-71
 37 Thomas, Ike, CB, Bishop, 1971
 59/44 Thomas, Robert, LB/FB, Henderson State, 1998-02
 67 Thompson, Broderick, G, Kansas, 1985
 28 Thompson, Tyson, RB, San Jose State, 2005-06
 87 Thorn, Andy, TE, Northern Iowa, 2006
 77 Thornton, Bruce, DL, Illinois, 1979-81
 25 Thornton, Bruce, CB, Georgia, 2004
 53 Thornton, Kalen, LB, Texas, 2004-05
 79 Rogers, Jacob, T, Southern California, 2004
 32 Thurman, Dennis, DB, Southern California, 1978-85
 59 Timmer, Kirk, LB, Montana State, 1987
 98 Tippins, Ken, LB, Middle Tennessee St., 1989
 63 Titensor, Glen, G, Brigham Young, 1981-86, 1988
 53/50 Tolbert, Brandon, LB, Georgia, 1998-00
 62/92 Tolbert, Tony, DL, Texas-EI Paso, 1989-97
 67 Toomay, Pat, DE, Vanderbilt, 1970-74
 71 Townes, Willie, DE, Tulsa, 1966-68
 27 Tremble, Greg, S, Georgia, 1995
 87 Truax, Billy, TE, Louisiana State, 1971-73
 50 Tubbs, Jerry, LB, Oklahoma, 1960-67

- 87 Tucker, Jason, WR, Texas Christian, 1999-00
 69 Tucker, Ross, G, Princeton, 2002
 97 Tucker, Torrin, T, Southern Mississippi, 2003-05
 71 Tuinei, Mark, OT/DL, Hawaii, 1983-97
 57 Turner, Jimmie, LB, Presbyterian, 1984

U

- 93 Ulufale, Mike, DT, Brigham Young, 1996
 97 Underwood, Dimitrius, DL, Michigan State, 2000-01

V

- 91 Vanderbeek, Matt, LB/DE, Michigan State, 1993-94
 13 Vanderjagt, Mike, K, West Virginia, 2006
 30 Van Raaphorst, Dick, K, Ohio State, 1964
 37 Vaughn, Lee, DB, Wyoming, 1997
 76 Veingrad, Alan, OL, E. Texas St., 1991-92
 11 Villanueva, Danny, P/K, New Mexico State, 1965-67
 78 Vollers, Kurt, T, Notre Dame, 2002-04

W

- 95 Walen, Mark, DT, UCLA, 1987-88
 67 Walker, Gary, OL, Boston University, 1987
 34 Walker, Herschel, RB, Georgia, 1986-89, 1996-97
 57 Walker, Louie, LB, Colorado State, 1974
 57 Walker, Malcolm, C, Rice, 1966-69
 71 Wallace, Rodney, G/T, New Mexico, 1971-73
 24 Walls, Everson, CB, Grambling, 1981-89
 3 Walsh, Steve, QB, Miami, Fla., 1989-90
 59 Walter, Mike, LB, Oregon, 1983
 71 Walter, Tyson, OL, Ohio State, 2002-04
 78 Walton, Bruce, G, UCLA, 1973-75
 87 Ward, Dedic, WR, Northern Iowa, 2004
 94 Ware, DeMarcus, LB, Troy, 2005-06
 42 Warren, Chris, RB, Ferrum, 1998-00
 5 Warren, John, P, Tennessee, 1983-84
 37 Washington, James, S, UCLA, 1990-94
 46 Washington, Mark, CB, Morgan State, 1970-78
 41 Waters, Charlie, DB, Clemson, 1970-78, 1980-81
 83 Watkins, Kendall, TE, Mississippi State, 1995
 25 Watkins, Patrick, S, Florida State, 2006
 94 Watts, Randy, DE, Catawba, 1987
 33 Wayt, Russell, LB, Rice, 1965
 95 Weatherington, Colston, DE, Central Missouri State, 2002
 42 Welch, Claxton, RB, Oregon, 1969-71
 66 Wells, Norm, G, Northwestern, 1980
 65 Westberry, Gary, C, Hampton, 1987
 30 Westbrook, Bryant, CB, Texas, 2002
 46/82/83/81 Whalen, James, TE, Kentucky, 2000-03
 30 Wheaton, Kenny, CB, Oregon, 1997-99
 65/70 White, Bob, OL, Rhode Island, 1987-89
 92 White, Chris, DE, Southern, 2000
 11 White, Danny, QB/P, Arizona State, 1976-88
 37 White, Gerald, FB, Michigan, 1987
 54 White, Randy, DT/LB, Maryland, 1975-88
 42 Whitfield, A.D., RB, North Texas, 1965
 53 Whittingham, Fred, LB, Cal. Poly SLO, 1969
 12/10 Widby, Ron, P, Tennessee, 1968-71
 78 Widell, Dave, T, Boston College, 1988-89
 65 Wilbur, John, T, Stanford, 1966-69
 75 Wiley, Marcellus, DE, Columbia, 2004
 32 Wiley, Michael, RB, Ohio State, 2000-02
 42/25 Williams, Charlie, S, Bowling Green, 1995-00
 79 Williams, Erik, T, Central (OH) State, 1991-00
 36 Williams, Joe, RB, Wyoming, 1971
 38 Williams, John, FB, Wisconsin, 1985
 85 Williams, Kevin, WR, Miami, Fla., 1993-96
 89 Williams, Randal, WR, New Hampshire, 2001-04
 23 Williams, Robert, CB, Baylor, 1987-93
 31 Williams, Roy, S, Oklahoma, 2002-06
 20 Williams, Sherman, RB, Alabama, 1995-99
 80 Williams, Stepfret, WR, Northeast Louisiana, 1996-97
 86 Williams, Tyrone, WR, Western Ontario, 1993
 37 Williams, Tyrone, CB, Nebraska, 2004
 1 Willis, Ken, K, Kentucky, 1990-91
 98 Willis, Mitch, DT, Southern Methodist, 1990
 42 Wilson, Robert, FB, Texas A&M, 1994
 81/45 Wilson, Steve, WR/CB, Howard, 1979-81
 11/18 Wilson, Wade, OB, East Texas State, 1995-97
 44 Wisener, Gary, WR, Baylor, 1960
 48 Witherspoon, Terry, FB, Clemson, 2001
 82 Witten, Jason, TE, Tennessee, 2003-06
 28 Woodson, Darren, S, Arizona State, 1992-03
 45 Woolsey, Rolly, DB, Boise State, 1975

57 **Wortham, Barron**, LB, Texas-El Paso, 2000
 81 **Wright Alexander**, WR, Auburn, 1990-92
 2 **Wright, Anthony**, QB, South Carolina, 2000-01
 15 **Wright, Brad**, QB, New Mexico, 1982
 41 **Wright, Charles**, DB, Tulsa, 1988
 85/70 **Wright, Rayfield**, TE/T, Fort Valley State, 1967-79
 73 **Wright, Steve**, T, Northern Iowa, 1981-82

Y

78 **Youmans, Maury**, DE, Syracuse, 1964-65
 30 **Young, Charles**, RB, North Carolina State, 1974-76
 75 **Young, Ryan**, T, Kansas State, 2003

Cowboys All-Time Roster by Number

1
Herrera, Efen, K, 1974, 1976-77
Septien, Rafael, K, 1978-86
Brady, Kerry, K, 1987
Willis, Ken, K, 1990-91
McBriar, Mat, P, 2004-06

2
Elliott, Lin, K, 1992-93
Wright, Anthony, QB, 2000-01
Cortez, Jose, K, 2005

3
Miller, Jim, P, 1983-84
Walsh, Steve, QB, 1989-90
Murray, Eddie, K, 1993, 1999
Cunningham, Richie, K, 1997-99
Cundiff, Billy, K, 2002-05

4
Saxon, Mike, P, 1985-92
Gowin, Toby, P, 1997-99, 2003
Knorr, Micah, P, 2000-02
Suisham, Shaun, K, 2005-06

5
Warren, John, P, 1983-84
Stoerner, Clint, QB, 2000-02

6
Zendejas, Luis, K, 1987-89
Seder, Tim, K, 2000-01

7
Beuerlein, Steve, QB, 1991-92
Millen, Hugh, QB, 1993
Cunningham, Randall, QB, 2000
Hutchinson, Chad, QB, 2002-03
Henson, Drew, QB, 2004-05
Gramatica, Martin, K, 2006

8
Sawyer, Buzz, P, 1987
Aikman, Troy, QB, 1989-00

9
Hoopes, Mitch, P, 1975
Ruzek, Roger, K, 1987-89
Kupp, Craig, QB, 1991
Peete, Rodney, QB, 1994
Gonzalez, Daniel, QB, 1998
Hilbert, Jon, K, 2001
Romo, Tony, QB, 2003-06

10
Widby, Ron, P, 1968-71
 (Widby also wore #12)
Carrell, Duane, P, 1974
Collier, Reggie, QB, 1986
Armstrong, Jimmy, DB, 1987
 (Armstrong also wore #35)
Secules, Scott, QB, 1988
Hodson, Tommy, QB, 1994
Baker, Jon, K, 1995

Z

93 **Zellner, Peppi**, DE, Fort Valley State, 1999-02
 6 **Zendejas, Luis**, K, Arizona State, 1987-89
 62 **Zentic, Mike**, C, Oklahoma State, 1987
 76 **Zimmerman, Jeff**, G, Florida, 1987-90

Cantrell, Barry, P, 2000
Filipovic, Filip, P, 2002

11
Heinrich, Don, QB, 1960
Humphrey, Buddy, QB, 1961
Gibbs, Sonny, QB, 1963
Villanueva, Danny, P/K, 1965-67
Belden, Bob, QB, 1969-70
White, Danny, QB/P, 1976-88
Wilson, Wade, QB, 1995-97
 (Wilson also wore #18)
Quinn, Mike, QB, 1998-99
Bledsoe, Drew, QB, 2005-06

12
Roach, John, QB, 1964
Widby, Ron, P, 1968-71
 (Widby also wore #10)
Staubach, Roger, QB, 1969-79

13
Rhyme, Jerry, QB, 1965-68
Vanderjagt, Mike, K, 2006

14
LeBaron, Eddie, QB, 1960-63
Morton, Craig, QB, 1965-74
Hogeboom, Gary, QB, 1980-85
McDonald, Paul, QB, 1986-87
Austin, Miles, WR, 2006

15
Fritsch, Toni, K, 1971-73, 1975
Wright, Brad, QB, 1982
Burbage, Cornell, WR, 1987-89
 (Burbage also wore #89 and #82)
Laufenberg, Babe, QB, 1989-90

16
Pelluer, Steve, QB, 1984-88
Hodge, Damon, WR, 2000
Leaf, Ryan, QB, 2001
Testaverde, Vinny, QB, 2004

17
Meredith, Don, QB, 1960-68
Clark, Mike, K, 1968-71, 1973
 (Clark also wore #83)
Carmichael, Harold, WR, 1984
Garrett, Jason, QB, 1993-99
Carter, Quincy, QB, 2001-03
Hurd, Sam, WR, 2006

18
Lothridge, Billy, P/QB, 1964
Carano, Glenn, QB, 1977-83
Snyder, Loren, QB, 1987
Stoutd, Cliff, QB, 1990-91
Kosar, Bernie, QB, 1993
Boniol, Chris, K, 1994-96
Wilson, Wade, QB, 1995-97
 (Wilson also wore #11)
Copper, Terrance, WR, 2004-05

19
Rentzel, Lance, WR, 1967-70
Alworth, Lance, WR, 1971-72

Longley, Clint, QB, 1974-75
Sweeney, Kevin, QB, 1987-88
Jett, John, P, 1993-96
Johnson, Keyshawn, WR, 2004-05

20
Bercich, Bob, S, 1960-61
Overton, Jerry, S, 1963
Renfro, Mel, DB/RB, 1964-77
Springs, Ron, RB, 1979-84
Livingston, Bruce, DB, 1987
Horton, Ray, S, 1989-92
Williams, Sherman, RB, 1995-99
Kaiser, Jason, S, 1999
Sparks, Phillippi, CB, 2000
Ross, Derek, CB, 2002-03
 (Ross also wore #21)
Anderson, Richie, RB, 2003-04
Pile, Willie, S, 2005

21
Gregory, Glynn, WR/DB, 1961-62
Daniels, Dick, S, 1966-68
 (Daniels also wore #45)
Parks, Billy, WR, 1972
Dennison, Doug, RB, 1974-78
Howard, Carl, CB, 1984
Adams, David, RB, 1987
Higgs, Mark, RB, 1988
Dixon, James, WR/RB, 1989-91
 (Dixon also wore #86)

Brice, Alundis, CB, 1995-96
 (Brice also wore #23 and #29)
Sanders, Deion, CB/WR, 1995-99
Scott, Lynn, S, 2001-05
 (Scott also wore #38)
Ross, Derek, CB, 2002-03
 (Ross also wore #20)
Jones, Julius, RB, 2004-06

22
Butler, Bill, S, 1960
Bullocks, Amos, RB, 1962-64
Hayes, Bob, WR, 1965-74
Manning, Wade, CB, 1979
Peoples, George, RB, 1982
Scott, Victor, DB, 1984-88
Smith, Emmitt, RB, 1990-02

23
Lewis, Woodley, WR, 1960
Johnson, Mike, CB, 1966-69
Adkins, Margene, WR, 1970-71
Montgomery, Mike, RB/WR, 1972-73
Jones, James, RB, 1980-82, 1984-85
Holloway, Johnny, CB, 1986
Williams, Robert, CB, 1987-93
Bailey, Robert, CB, 1995
Brice, Alundis, CB, 1995-96
 (Brice also wore #21 and #29)
Frazier, Derrick, CB, 1996
Mathis, Kevin, CB, 1997-99
Goodrich, Wayne, CB, 2000-02
Cason, Aveion, RB, 2003

24

Mooty, Jim, CB, 1960
 Smith, J.D., RB, 1965-66
 Homan, Dennis, WR, 1968-70
 Blackwell, Alois, RB, 1978-79
 Walls, Everson, CB, 1981-89
 Brown, Larry, CB, 1991-95, 1998
 (Brown also wore #34)
 Harper, Roger, S, 1996
 Stoutmire, Omar, S, 1997-98
 Adams, Vashone, S, 1999
 Dixon, Tony, S, 2001-05
 (Dixon also wore #25)
 Barber III, Marion, RB, 2005-06

25

Mathews, Ray, WR, 1960
 Nolan, Dick, S, 1962
 Norton, Jerry, S, 1962
 McDonald, Tommy, WR, 1964
 Logan, Obert, S, 1965-66
 Shy, Les, RB, 1966-69
 (Shy also wore #46)
 Kyle, Aaron, CB, 1976-79
 Hill, Rod, CB, 1982-83
 Tautalatasi, Junior, RB, 1989
 Lassic, Derrick, RB, 1993-94
 Case, Scott, S, 1995
 Williams, Charlie, S, 1995-00
 (Williams also wore #42)
 Jones, Jermaine, CB, 2002
 Powell, Jemeel, CB, 2003
 Thornton, Bruce, CB, 2004
 Dixon, Tony, S, 2001-05
 (Dixon also wore #24)
 Watkins, Patrick, S, 2006

26

Dial, Buddy, WR, 1964-66
 Adderley, Herb, CB, 1970-72
 Pearson, Preston, RB, 1975-80
 Downs, Michael, S, 1981-88
 Palmer, Paul, RB, 1989
 Smith, Kevin, CB, 1992-99
 Sanchez, Jeff, CB, 2003
 Davison, Andrew, CB, 2003
 Glenn, Aaron, CB, 2005-06

27

Gaechter, Mike, S, 1962-69
 Thomas, Bill, RB, 1972
 Fellows, Ron, CB, 1981-86
 Haynes, Tommy, S, 1987
 Richards, Curvin, RB, 1991-92
 Everett, Thomas, S, 1992-93
 (Everett also wore #31)
 Tremble, Greg, S, 1995
 Mobley, Singor, S, 1997-99
 Edwards, Mario, CB, 2000-03
 George, Eddie, RB, 2004

28

Granger, Norm, RB, 1984
 Blount, Alvin, RB, 1987
 Stewart, Curtis, RB, 1989
 Woodson, Darren, S, 1992-03
 Thompson, Tyson, RB, 2005-06

29

Lavette, Robert, RB, 1985-87
 Green, Alex, CB, 1987
 (Green also wore #48)
 Johnson, Undra, RB, 1989
 Gant, Kenneth, CB, 1990-94
 Brice, Alundis, CB, 1995-96
 (Brice also wore #21 and #23)
 Billups, Terry, CB, 1998
 Akins, Chris, S, 1999-00
 Myers, Greg, S, 2000
 Dantzier, Woodrow, RB, 2002
 Murrell, Adrian, RB, 2003
 Bates, Michael, WR/KR, 2003
 Davis, Keith, S, 2002, 2004-06
 (Davis also wore #40)

30

Dowdle, Mike, RB/LB, 1960-62
 Van Raaphorst, Dick, K, 1964
 Reeves, Dan, RB/CB, 1965-72
 Young, Charles, RB, 1974-76
 Newsome, Timmy, RB, 1980-88
 Holt, Issiac, CB, 1989-92
 Studstill, Darren, S, 1994
 Teague, George, S, 1996, 1998-01
 (Teague also wore #31)
 Wheaton, Kenny, CB, 1997-99
 Riley, Earl, S, 2000
 Westbrook, Bryant, CB, 2002
 Frazier, Lance, CB, 2004

31

Cone, Fred, K, 1960
 Marsh, Amos, RB, 1961-64
 Stokes, Sim, WR, 1967
 Brown, Otto, DB, 1969
 Richardson, Gloster, WR, 1971
 Barnes, Benny, DB, 1972-82
 Allen, Gary, RB, 1983-84
 Hill, Bill, CB, 1987
 Owens, Billy, DB, 1988
 Everett, Thomas, S, 1992-93
 (Everett also wore #27)
 Marion, Brock, S, 1993-97
 Teague, George, S, 1996, 1998-01
 (Teague also wore #30)
 Williams, Roy, S, 2002-06

32

Franckhauser, Tom, CB, 1960-61
 Garrison, Walt, RB, 1966-74
 Thurman, Dennis, DB, 1978-85
 Jackson, Tim, S, 1989
 Highsmith, Alonzo, FB, 1990-91
 Thomas, Blair, RB, 1994
 Hughes, Tyrone, CB, 1998
 Wiley, Michael, RB, 2000-02
 Lee, ReShard, RB, 2004
 Thomas, Anthony, RB, 2005
 Coleman, Marcus, S, 2006

33

Babb, Gene, LB/RB, 1960-61
 Hayes, Wendell, RB, 1963
 Wayt, Russell, LB, 1965
 Thomas, Duane, RB, 1970-71
 Pinder, Cyril, RB, 1973
 Percival, Mac, K, 1974
 Dorsett, Tony, RB, 1977-87
 Brown, Eric, DB, 1989
 Smith, Timmy, RB, 1990
 Bell, Jason, CB, 2001
 Jones, Nathan, CB, 2004-06

34

Doelling, Fred, S, 1960
 Douglas, Merrill, RB, 1961
 Green, Cornell, DB, 1962-74
 Mitchell, Aaron, CB, 1979-80
 Hunter, Monty, S, 1982
 Walker, Herschel, RB, 1986-89, 1996-97
 Agee, Tommie, FB, 1990-94
 Brown, Larry, CB, 1991-95, 1998
 (Brown also wore #24)
 Lester, Tim, FB, 1999
 Martin, Jamar, FB, 2002-03
 Parrish, Tony, S, 2006

35

Kowalczyk, Walt, RB, 1960
 Lockett, J.W., RB, 1961-62
 Gent, Pete, WR/TE, 1964-68
 Hill, Calvin, RB, 1969-74
 Laidlaw, Scott, RB, 1975-79
 McSwain, Chuck, RB, 1983-84
 Armstrong, Jimmy, DB, 1987
 (Armstrong also wore #10)
 Scott, Kevin, RB, 1989
 Davis, Wendell, CB, 1996-99

Chancey, Robert, RB, 1999
 Hambrick, Troy, RB, 2000-03
 (Hambrick also wore #42)
 McKie, Jason, FB, 2002
 Reeves, Jacques, CB, 2004-06

36

Bielski, Dick, TE, 1960-61
 Williams, Joe, RB, 1971
 Brinson, Larry, RB, 1977-79
 Albritton, Vince, S/LB, 1984-91
 Ross, Dominique, RB, 1995-96
 Smith, Tarik, RB, 1998-99
 Taylor, Tony, RB, 2001
 Barnes, Darian, FB, 2004
 Butler, Quincy, CB, 2006

37

Dunn, Perry Lee, RB, 1964-65
 Clark, Phil, DB, 1967-69
 Thomas, Ike, CB, 1971
 Morgan, Dennis, RB, 1974
 Jensen, Jim, RB, 1976
 White, Gerald, FB, 1987
 Washington, James, S, 1990-94
 Vaughn, Lee, DB, 1997
 Williams, Tyrone, CB, 2004
 Elam, Abram, S, 2006

38

Baker, Sam, P/K, 1962-63
 Williams, John, FB, 1985
 Francis, Ron, CB, 1987-90
 Hall, Chris, S, 1993
 Lang, David, RB, 1995
 Hawthorne, Duane, CB, 1999-02
 Scott, Lynn, S, 2001-05
 (Scott also wore #21)

39

Jones, E.J., RB, 1987
 Sargent, Broderick, FB, 1989
 Perryman, Robert, FB, 1990
 Smith, Donald, S, 1991
 Gainer, Derrick, RB, 1992-93
 Neufeld, Ryan, FB, 1999
 Polite, Lousaka, FB, 2004-06

40

Harris, Jim, S, 1961
 Stiger, Jim, RB, 1963-65
 Conrad, Bobby Joe, WR, 1969
 Strayhorn, Les, RB, 1973-74
 Hurt, Eric, CB, 1980
 Bates, Bill, S, 1983-97
 Davis, Keith, S, 2002, 2004-06
 (Davis also wore #29)

41

Livingston, Warren, CB, 1961-66
 Waters, Charlie, DB, 1970-78, 1980-81
 Coleman, Anthony, DB, 1987
 Wright, Charles, DB, 1988
 Thomas, Dave, CB, 1993-94
 Larrimore, Kareem, CB, 2000-01
 Dennis, Pat, CB, 2001
 Newman, Terence, CB, 2003-06

42

McIlhenny, Don, RB, 1960-61
 Ridlon, Jim, S, 1963-64
 Whitfield, A.D., RB, 1965
 Welch, Claxton, RB, 1969-71
 Hughes, Randy, S, 1975-80
 Eason, Ricky, DB, 1985
 Clack, Darryl, RB, 1986-89
 Smaglia, Stan, DB, 1990-91
 Wilson, Robert, FB, 1994
 Williams, Charlie, S, 1995-00
 (Williams also wore #25)
 Warren, Chris, RB, 1998-00
 Hambrick, Troy, RB, 2000-03
 (Hambrick also wore #35)
 Henry, Anthony, CB, 2005-06

43

Perkins, Don, RB, 1961-68
Harris, Cliff, S, 1970-79
Patterson, Elvis, CB, 1993
Briggs, Greg, S, 1995
Reese, Izell, S, 1998-01

44

Bishop, Don, CB, 1960-65
Newhouse, Robert, FB, 1972-83
Gowdy, Cornell, DB, 1986
Courville, Vince, WR, 1987
(Courville also wore #81)
Brooks, Michael, S, 1990
Coleman, Lincoln, RB, 1993-94
Thomas, Robert, LB/FB, 1998-02
(Thomas also wore #59)

45

Dupre, L.G., RB, 1960-61
Daniels, Dick, S, 1966-68
(Daniels also wore #21)
Flowers, Richmond, S, 1969-71
Robinson, Larry, RB, 1973
Woolsey, Rolly, DB, 1975
Wilson, Steve, WR/CB, 1979-81
(Wilson also wore #81)
Hendrix, Manny, CB, 1986-91
Sualua, Nicky, FB, 1997-98
Solwold, Mike, TE, 2001

46

Shy, Les, RB, 1966-69
(Shy also wore #25)
Baynham, Craig, RB, 1967-69
Washington, Mark, CB, 1970-78
Solomon, Roland, S, 1980
Fowler, Todd, FB, 1985-88
Blake, Ricky, RB, 1991
Fishback, Joe, S, 1993-94
Whalen, James, TE, 2000-03
(Whalen also wore #81, #82, #83)
Bickerstaff, Erik, RB, 2003
Condo, Jon, LS, 2005
Hoyte, Oliver, FB/LB, 2006
(Hoyte also wore #53)

47

Moegle, Dick, S, 1961
Clinkscale, Dextor, S, 1980, 1982-85
Scott, Chuck, WR, 1987
Holmes, Clayton, CB, 1992-95
McNeil, Ryan, CB, 2000
Hunter, Pete, CB, 2002-04

48

Green, Alex, CB, 1967
(Green also wore #29)
Johnston, Daryl, FB, 1989-99
Witherspoon, Terry, FB, 2001
Barrow, Micheal, LB, 2005

49

Huggins, Johnny, TE, 2001
Pierce, Brett, TE, 2004-05
(Pierce also wore #88)

50

Tubbs, Jerry, LB, 1960-67
Lewis, D.D., LB, 1968, 1970-81
Rohrer, Jeff, LB, 1982-87
Hendrickson, Steve, LB, 1989
(Hendrickson also wore #58)
Harper, Dave, LB, 1990
Brownlow, Darrick, LB, 1991, 1994
(Brownlow also wore #59)
Abrams, Bobby, LB, 1992-93
Shiver, Clay, C, 1996-98
Tolbert, Brandon, LB, 1998-00
(Tolbert also wore #53)
Brooks, Jamal, LB, 2001-03

Fujita, Scott, LB, 2005
Ayodele, Akin, LB, 2006

51

Braatz, Tom, LB, 1960
Hoyem, Lynn, C/G, 1962-63
Manders, Dave, C, 1964-66, 1969-74
Dickerson, Anthony, LB, 1980-84
Jones, Dale, LB, 1987
Swan, Russ, LB, 1987
(Swan also wore #57)
Norton, Ken, LB, 1988-93
Thomas, Broderick, LB, 1996-98
Adams, Keith, LB, 2001-02
(Adams also wore #53)
Hardy, Kevin, LB, 2002
Singleton, Al, LB, 2003-06

52

Hansen, Wayne, LB, 1960
Edwards, Dave, LB, 1963-75
Eidson, Jim, G/C, 1976
Shaw, Robert, C, 1979-81
McLean, Scott, LB, 1983
Cannon, Billy, LB, 1984
Duliban, Chris, LB, 1987
Hurd, Jeff, LB, 1987
(Hurd also wore #58)
Scott, Sean, LB, 1988
Pruitt, Mickey, LB, 1991-92
Schwartz, Jim, LB, 1994-96
Coakley, Dexter, LB, 1997-04
Johnson, Al, C, 2003-06
(Johnson also wore #62)

53

Connelly, Mike, C, 1960-67
(Connelly also wore #54)
Simmons, Dave, LB, 1968
Whittingham, Fred, LB, 1969
Babinecz, John, LB, 1972-73
Breunig, Bob, LB, 1975-84
Jax, Garth, LB, 1986-88
Simmons, Victor, LB, 1987
Elam, Onzy, LB, 1989
Shannon, Randy, LB, 1989-90
(Shannon also wore #94)
Stepnoski, Mark, C, 1989-94, 1999-01
(Stepnoski also wore #70)
Donaldson, Ray, C, 1995-96
Tolbert, Brandon, LB, 1998-00
(Tolbert also wore #50)
Adams, Keith, LB, 2001-02
(Adams also wore #51)
Thornton, Kalen, LB, 2004-05
Glymph, Junior, LB, 2005-06
(Glymph also wore #78)
Hoyte, Oliver, FB/LB, 2006
(Hoyte also wore #46)

54

Connelly, Mike, C, 1960-67
(Connelly also wore #53)
Howley, Chuck, LB, 1961-73
White, Randy, DT/LB, 1975-88
Solomon, Jesse, LB, 1989-90
Fieldings, Anthony, LB, 1995
Hardy, Darryl, LB, 1995, 1997
Hambrick, Darren, LB, 1998-01
Cerqua, Marc, LB, 2001
O'Neil, Keith, LB, 2003-04
Caver, Quinton, LB, 2005
Carpenter, Bobby, LB, 2006

55

Jordan, Lee Roy, LB, 1963-76
Huther, Bruce, LB, 1977-80, 1983
(Huther also wore #57)
Spradlin, Danny, LB, 1981-82
DeOssie, Steve, LB, 1984-88
Flaherty, Harry, LB, 1987
Del Rio, Jack, LB, 1989-91
Jones, Robert, LB, 1992-95

Strickland, Fred, LB, 1996-98
Hall, Lemanski, LB, 1999
Steele, Markus, LB, 2001-03
Fowler, Ryan, LB, 2004-06

56

Patera, Jack, LB, 1960-61
Long, Bob, LB, 1962
Hays, Harold, LB, 1963-67
Stincic, Tom, LB, 1969-71
Barnes, Rodrigo, LB, 1973-74
Henderson, Thomas, LB, 1975-79
Roe, Bill, LB, 1980
Lockhart, Eugene, LB, 1984-90
Roper, John, LB, 1993
Barnes, Reggie, LB, 1995
Godfrey, Randall, LB, 1996-99
Grant, Orantes, LB, 2000-01
James, Bradie, LB, 2003-06

57

Walker, Malcolm, C, 1966-69
Keller, Mike, LB, 1972
Walker, Louie, LB, 1974
Davis, Kyle, C, 1975
Huther, Bruce, LB, 1977-80, 1983
(Huther also wore #55)
King, Angelo, LB, 1981-83
Turner, Jimmie, LB, 1984
Burton, Ron, LB, 1987-89
Swan, Russ, LB, 1987
(Swan also wore #51)
Smith, Vinson, LB, 1990-92, 1997
Campos, Alan, LB, 1996
Smith, Myron, LB, 1998
Coryatt, Quentin, LB, 1999
Wortham, Barron, LB, 2000
Mackey, Louis, LB, 2001-02
(Mackey also wore #58)
Burnett, Kevin, LB, 2005-06

58

Peterson, Calvin, LB, 1974-75
Hegman, Mike, LB, 1976-88
Hurd, Jeff, LB, 1987
(Hurd also wore #52)
Hendrickson, Steve, LB, 1989
(Hendrickson also wore #50)
Edwards, Dixon, LB, 1991-95
Hemley, Nate, LB, 1997-99
Bowden, Joe, LB, 2000
Mackey, Louis, LB, 2001-02
(Mackey also wore #57)
Grau, Jeff, LS, 2002
Shanle, Scott, LB, 2003-05

59

Hutcherson, Ken, LB, 1974
Capone, Warren, LB, 1975
Brown, Guy, LB, 1977-82
Walter, Mike, LB, 1983
Penn, Jesse, LB, 1985-87
Timmer, Kirk, LB, 1987
Cobb, Garry, LB, 1988-89
Brownlow, Darrick, LB, 1991, 1994
(Brownlow also wore #50)
Smith, Darrin, LB, 1993-96
Thomas, Robert, LB/FB, 1998-02
(Thomas also wore #44)
Nguyen, Dat, LB, 1999-05

60

Guy, Buzz, G, 1960
Isbell, Joe Bob, G, 1962-65
Burkett, Jackie, LB, 1968-69
Kiner, Steve, LB, 1970
Caffey, Lee Roy, LB, 1971
Killian, Gene, G, 1974
Randall, Tom, G, 1978
Smerek, Don, DL, 1981-87
Hamel, Dean, DT, 1989-90
Hill, Tony, DE, 1991-92
(Hill also wore #90)

Kennard, Derek, G, 1994-96
 Brymer, Chris, C/G, 1999
 Nix, John, DT, 2001-02
 Noll, Ben, G, 2004-05
 Parker, J'vonne, DT, 2006
 Stanley, Montavious, DT, 2006

61

Putnam, Duane, G, 1960
 Green, Allen, P/K, 1961
 Nye, Blaine, G, 1968-76
 Cooper, Jim, OL, 1977-86
 Newton, Nate, G/T, 1986-98
 (Newton also wore #67)
 Garmon, Kelvin, G, 2000-02
 Conaty, Bill, C, 2003

62

Healy, Don, DT, 1960-61
 (Healy also wore #78)
 Cvercko, Andy, G, 1961-62
 Poimboeuf, Lance, K, 1963
 Donohue, Leon, G, 1965-67
 Fitzgerald, John, C, 1971-80
 Baldinger, Brian, OL, 1982-84, 1986-87
 Zentic, Mike, C, 1987
 Brotzki, Bob, T, 1988
 Oswald, Paul, G, 1988
 Tolbert, Tony, DL, 1989-97
 (Tolbert also wore #92)
 Hellestrae, Dale, OL, 1990-00
 (Hellestrae also wore #70)
 Parrish, James, T, 1993-94
 Myslinski, Tom, G/C, 1999
 Page, Craig, C, 2000
 Johnson, Al, C, 2003-06
 (Johnson also wore #52)
 Rivera, Marco, G, 2005-06

63

Falls, Mike, G, 1960-61
 Cole, Larry, DL, 1968-80
 Titensor, Glen, G, 1981-86, 1988
 Shields, Joe, OL, 1987
 Brinkley, Lester, DL, 1990
 Gesek, John, G, 1990-93
 (Gesek also wore #67)
 Flannery, John, G, 1996-97
 Kiselak, Michael, C/G, 1998-99
 Gibson, Aaron, T, 2001-02
 Alford, Darnell, T, 2002
 DiNapoli, Gennaro, C, 2003
 Kosier, Kyle, G, 2006

64

Grottkau, Bob, G, 1961
 Liscio, Tony, T, 1963-64, 1966-71
 (Liscio also wore #72)
 Smith, Jim Ray, G/T, 1963-64
 Johnson, Mitch, G, 1965
 Hagen, Halvor, C/G, 1969-70
 Arneson, Jim, C/G, 1973-74
 Rafferty, Tom, G/C, 1976-89
 Lilja, George, C, 1987
 (Lilja also wore #67)
 Diaz, Jorge, G, 2000
 Stewart, Daleroy, DT, 2002-04

65

Schoenke, Ray, T, 1963-64
 Wilbur, John, T, 1966-69
 Stalls, Dave, DE, 1977-79
 Petersen, Kurt, G, 1980-85
 Westberry, Gary, C, 1987
 White, Bob, OL, 1987-89
 (White also wore #70)
 Slaton, Tony, G, 1990
 Stone, Ron, T, 1993-95
 Gurode, Andre, G/C, 2002-06

66

Husmann, Ed, DT, 1960

Andrie, George, DE, 1962-72
 Lawless, Burton, G, 1975-79
 Wells, Norm, G, 1980
 Schultz, Chris, T, 1983, 1985
 Baker, Jesse, DE, 1986
 Gogan, Kevin, T, 1987-93
 Hutson, Tony, G, 1996-99
 Fricke, Ben, C, 1999-01
 (Fricke also wore #69)
 McKinney, Jeremy, G/T, 2002
 Ratliff, Jay, DE, 2005-06
 (Ratliff also wore #90)

67

Houser, John, C/G, 1960-61
 Kupp, Jake, G, 1964-65
 Toomay, Pat, DE, 1970-74
 Donovan, Pat, T, 1975-83
 Thompson, Broderick, G, 1985
 Newton, Nate, G/T, 1986-98
 (Newton also wore #61)
 Lilja, George, C, 1987
 (Lilja also wore #64)
 Walker, Gary, OL, 1987
 Shearin, Joe, C, 1987
 Smith, Sean, DT, 1989
 Gesek, John, G, 1990-93
 (Gesek also wore #63)
 Maryland, Russell, DT, 1991-95
 McIver, Everett, G, 1998-99
 Berger, Joe, G, 2006

68

Reese, Guy, DT, 1962-63
 Boeke, Jim, T, 1964-67
 Scott, Herb, G, 1975-84
 Ker, Crawford, G, 1985-90
 Cornish, Frank, C, 1992-94
 Batiste, Michael, DT/G, 1995
 Ross, Oliver, T, 1998
 Scarlett, Noel, DT, 2000
 Lehr, Matt, G/C, 2001-04
 Jamison, Vontrell, DE, 2005

69

Hegamin, George, T, 1994-97
 Fricke, Ben, G/C, 1999-01
 (Fricke also wore #66)
 Tucker, Ross, G, 2002
 Fabini, Jason, T, 2006

70

McCreary, Bob, T, 1961
 Memmelaar, Dale, G, 1962-63
 Sandeman, Bill, DT, 1966
 Wright, Rayfield, TE/T, 1967-79
 (Wright also wore #85)
 Richards, Howard, G/T, 1981-86
 White, Bob, OL, 1987-89
 (White also wore #65)
 Stepnoski, Mark, C, 1989-94, 1999-01
 (Stepnoski also wore #53)
 Hellestrae, Dale, OL, 1990-00
 (Hellestrae also wore #62)
 Collins, Javier, DT/T, 2001-03
 Brooks, Ethan, T, 2005
 Price, Marcus, T, 2005

71

Dickson, Paul, T, 1960
 Granger, Charlie, T, 1961
 Talbert, Don, DE/OT, 1962, 1965, 1971
 (Talbert also wore #72)
 Townes, Willie, DE, 1966-68
 Wallace, Rodney, G/T, 1971-73
 Frederick, Andy, T, 1977-81
 Tuinei, Mark, OT/DL, 1983-97
 Dwyer, Mike, DT, 1987
 Jackson, Alcender, G, 2000-01
 Walter, Tyson, OL, 2002-04
 Procter, Cory, G, 2005-06

72

Herchman, Bill, DT, 1960-61
 Talbert, Don, DE/OT, 1962, 1965, 1971
 (Talbert also wore #71)
 Liscio, Tony, T, 1963-64, 1966-71
 (Liscio also wore #64)
 Jones, Ed, DE, 1974-78, 1980-89
 Cheek, Louis, OL, 1990
 Sullivan, Mike, T, 1991
 Childress, Ray, DT, 1996
 Missouri, Dwayne, DE, 2001
 Peterman, Stephen, G, 2004-05
 Bowen, Stephen, DE, 2006

73

Fisher, Ray, T, 1960
 Clark, Monte, T, 1962
 Neely, Ralph, G/T, 1965-77
 Wright, Steve, T, 1981-82
 Kitson, Syd, G, 1984
 Ploeger, Kurt, DL, 1986
 Burnette, Dave, T, 1987
 Noonan, Danny, DL, 1987-92
 Allen, Larry, G/T, 1994-05

74

Lilly, Bob, DL, 1961-74

75

Fry, Bob, T, 1960-64
 Pugh, Jethro, DT, 1965-78
 Pozderac, Phil, T, 1982-87
 Smith, Daryle, T, 1987-88
 (Smith also wore #79)
 Carter, Jon, DT, 1989
 Casillas, Tony, DT, 1991-93, 1996-97
 Noble, Brandon, DT, 1999-02
 Young, Ryan, T, 2003
 Wiley, Marcellus, DE, 2004
 Colombo, Marc, T, 2005-06

76

Gonzaga, John, DE, 1960
 Nutting, Ed, T, 1963
 Frank, Bill, T, 1964
 Diehl, John, DT, 1965
 Niland, John, G, 1966-74
 Bethea, Larry, DL, 1978-83
 Aughtman, Dowe, OL, 1984
 Otto, Bob, DL, 1986
 Zimmerman, Jeff, G, 1987-90
 Veingrad, Alan, OL, 1991-92
 Reynolds, Jerry, T, 1994
 Adams, Flozell, G/T, 1998-06

77

Bradflute, Byron, T, 1960-61
 Brock, Clyde, DT, 1962-63
 Stephens, Larry, DE, 1963-67
 (Stephens also wore #79)
 Colvin, Jim, DT, 1964-66
 East, Ron, DT, 1967-70
 (East also wore #79)
 Gregory, Bill, DL, 1971-77
 Thornton, Bruce, DL, 1979-81
 Jeffcoat, Jim, DE, 1983-94
 Cisowski, Steve, T, 1987
 Scifres, Steve, OL, 1997
 Davis, Nathan, DT, 1998-99
 (Davis also wore #99)
 Page, Solomon, G/T, 1999-02
 Tucker, Torrin, T, 2003-05
 McQuistan, Pat, T, 2006

78

Healy, Don, DT, 1960-61
 (Healy also wore #62)
 Meyers, John, DT, 1962-63
 Youmans, Maury, DE, 1964-65
 Asher, Bob, T, 1970
 Walton, Bruce, G, 1973-75

Schaum, Greg, DE, 1976
Dutton, John, DL, 1979-86
Widell, Dave, T, 1988-89
Lett, Leon, DL, 1991-00
Vollers, Kurt, T, 2002-04
Glymph, Junior, LB, 2005-06
(Glymph also wore #53)

79

Klein, Dick, T, 1960
Frost, Ken, DT, 1961-62
Stephens, Larry, DE, 1963-67
(Stephens also wore #77)
East, Ron, DT, 1967-70
(East also wore #77)

Gregg, Forrest, G/T, 1971
Martin, Harvey, DE, 1973-83
Hunt, John, G/T, 1984
Cesario, Sal, G, 1987
Smith, Daryle, T, 1987-88
(Smith also wore #75)

Broughton, Willie, DT, 1989-90
Williams, Erik, T, 1991-00
Dorsey, Char-ron, T, 2001-02
McFadden, Marques, T, 2002
Rogers, Jacob, T, 2004
Petitti, Rob, T, 2005

80

Murchison, Ola Lee, WR, 1961
Folkins, Lee, TE, 1962-64
(Folkins also wore #83)

Barnes, Gary, WR, 1963
McDaniels, David, WR, 1968
Hill, Tony, WR, 1977-86
Barksdale, Rod, WR, 1987
Spivey, Sebron, WR, 1987
Gay, Everett, WR, 1988
Ford, Bernard, WR, 1989
Harris, Rod, WR, 1990
Harper, Alvin, WR, 1991-94, 1999
(Harper also wore #82)

Gadsden, Oronde, WR, 1995
Williams, Stepfret, WR, 1996-97
Santiago, O.J., TE, 2000
Fontenot, Chris, TE, 2000
Swinton, Reggie, WR, 2001-03
McGee, Tony, TE, 2002-03
(McGee also wore #82)

James, Cedric, WR, 2003
Ryan, Sean, TE, 2004-05
Fasano, Anthony, TE, 2006

81

Howton, Bill, WR, 1960-63
Bateman, Marv, P, 1972-74
Howard, Percy, WR, 1975
Steele, Robert, WR, 1978
(Steele also wore #82)

Smith, Jackie, TE, 1978
Wilson, Steve, WR/CB, 1979-81
(Wilson also wore #45)

Phillips, Kirk, WR, 1984
Powe, Karl, WR, 1985-86
Courville, Vince, WR, 1987
(Courville also wore #44)

Edwards, Kelvin, WR, 1987-88
(Edwards also wore #87)

Ankrom, Scott, WR, 1989
Wright Alexander, WR, 1990-92
Daniel, Tim, WR, 1993
Galbraith, Scott, TE, 1993-94, 1997
(Galbraith also wore #89)

Hervey, Edward, WR, 1995
Armstrong, Tyji, TE, 1996
Jeffers, Patrick, WR, 1998
Ismail, Raghid, WR, 1999-01
Whalen, James, TE, 2000-03
(Whalen also wore #46, #82, #83)

Morgan, Quincy, WR, 2004

Price, Peerless, WR, 2005
Owens, Terrell, WR, 2006

82

Clarke, Frank, TE/WR, 1960-67
Stowe, Otto, WR, 1973

Reece, Beasley, CB/WR, 1976
Steele, Robert, WR, 1978
(Steele also wore #81)

Simmons, Cleo, TE, 1983
Renfro, Mike, WR, 1984-87
Burbage, Cornell, WR, 1987-89
(Burbage also wore #15 and #89)

Shepard, Derrick, WR, 1989-91
(Shepard also wore #87)
Harper, Alvin, WR, 1991-94, 1999
(Harper also wore #80)

Smith, Jimmy, WR, 1992
Fleming, Cory, WR, 1994-95
Mitchell, Johnny, TE, 1996

Ogden, Jeff, WR, 1998-99
Brazzell, Chris, WR, 1999-00
(Brazzell also wore #85)

McKnight, James, WR, 1999-00
Whalen, James, TE, 2000-03
(Whalen also wore #46, #81, #83)

McGee, Tony, TE, 2002-03
(McGee also wore #80)
Witten, Jason, TE, 2003-06

83

Doran, Jim, WR, 1960-61
Folkins, Lee, TE, 1962-64
(Folkins also wore #80)

Deters, Harold, K, 1967
Clark, Mike, K, 1968-71, 1973
(Clark also wore #17)

Richards, Golden, WR, 1973-78
Donley, Doug, WR, 1981-84

Gonzalez, Leon, WR, 1985
Martin, Kelvin, WR, 1987-92, 1996
Mickey, Joey, TE, 1993

Jackson, Willie, WR, 1994
Watkins, Kendall, TE, 1995
Miller, Anthony, WR, 1997

Clay, Hayward, TE, 1998-99
Still, Bryan, WR, 1999
McGarity, Wane, WR, 1999-01

Whalen, James, TE, 2000-03
(Whalen also wore #46, #81, #82)
Glenn, Terry, WR, 2003-06

84

Wisener, Gary, WR, 1960
Norman, Pettis, TE, 1962-70
Fugett, Jean, TE, 1972-75

Cosbie, Doug, TE, 1979-88
Borresen, Rich, TE, 1987
Jennings, Keith, TE, 1989

Novacek, Jay, TE, 1990-96
Lucky, Mike, TE, 1999-02
(Lucky also wore #86)

Galloway, Joey, WR, 2000-03
Crayton, Patrick, WR, 2004-06

85

Cronin, Gene, LB, 1960
Wright, Rayfield, TE/T, 1967-79
(Wright also wore #70)

Smith, Tody, DL, 1971-72
Cornwell, Fred, TE, 1984-85
Chandler, Thornton, TE, 1986-89
(Chandler also wore #89)

Folsom, Steve, TE, 1987-90
Hendrix, Tim, TE, 1987
McKinnon, Dennis, WR, 1990

Williams, Kevin, WR, 1993-96
Mills, Ernie, WR, 1998-99
Brazzell, Chris, WR, 1999-00
(Brazzell also wore #82)

Chiaverini, Darren, WR, 2001
Scott, Darnay, WR, 2002
Robinson, Jeff, TE, 2002-04
Rector, Jamaica, WR, 2006

86

Sherer, Dave, P, 1960
Porterfield, Garry, DE, 1965
Coleman, Ralph, LB, 1972
Houston, Bill, WR, 1974
Johnson, Butch, WR, 1976-83

Harris, Duriel, WR, 1984
Smith, Waddell, WR, 1984
Duckett, Kenny, WR, 1985

Sherrard, Mike, WR, 1986
Dixon, James, WR/RB, 1989-91
(Dixon also wore #21)

Williams, Tyrone, WR, 1993
Bjornson, Eric, TE, 1995-99
Lucky, Mike, TE, 1999-02
(Lucky also wore #84)

Campbell, Dan, TE, 2003-05
Hannam, Ryan, TE, 2006

87

Borden, Nate, DE, 1960-61
Stynchula, Andy, DE, 1968
Truax, Billy, TE, 1971-73

Howard, Ron, TE, 1974-75
Saldi, Jay, TE, 1976-82
Banks, Gordon, WR, 1985-87

Edwards, Kelvin, WR, 1987-88
(Edwards also wore #81)
Alexander, Ray, WR, 1988-89

Shepard, Derrick, WR, 1989-91
(Shepard also wore #82)
Deters, Harold, K, 1967

Roberts, Alfredo, TE, 1991-92
Davis, Billy, WR, 1995-98
Tucker, Jason, WR, 1999-00

Rambo, Ken-Yon, WR, 2001-02
Smith, Zuriel, WR, 2003
Ward, Detric, WR, 2004

Thorn, Andy, TE, 2006

88

Davis, Sonny, LB, 1961
Ridgway, Colin, PK, 1965
Randle, Sonny, WR, 1968

Rucker, Reggie, WR, 1970-71
Sellers, Ron, WR, 1972
Pearson, Drew, WR, 1973-83

Irvin, Michael, WR, 1988-99
Harris, Jackie, TE, 2000-01
Bryant, Antonio, WR, 2002-04

Pierce, Brett, TE, 2004-05
(Pierce also wore #49)

89

Dugan, Fred, WR, 1960
Davis, Donnie, WR, 1962
Ditka, Mike, TE, 1969-72

DuPre, Billy Joe, TE, 1973-83
Salonen, Brian, TE/LB, 1984-85
Chandler, Thornton, TE, 1986-89
(Chandler also wore #85)

Burbage, Cornell, WR, 1987-89
(Burbage also wore #15 and #82)
Await, Rob, TE, 1990-91

Tennell, Derek, TE, 1992
Blackwell, Kelly, TE, 1993
Galbraith, Scott, TE, 1993-94, 1997
(Galbraith also wore #81)

Price, Jim, TE, 1993
Ware, Derek, TE, 1996
LaFleur, David, TE, 1997-00
Williams, Randal, WR, 2001-04

90

Crockett, Willis, LB, 1990
Hill, Tony, DE, 1991-92
(Hill also wore #60)

McIntosh, Toddrick, DT, 1994
 Sturgis, Oscar, DE, 1995
 Spellman, Alonzo, DT, 1999-00
 Frisch, Byron, DE, 2001
 Ogbogu, Eric, DE, 2003-05
 Ratliff, Jay, DE, 2005-06
 (Ratliff also wore #66)

91

Johnson, Walter, DT, 1987
 Vanderbeek, Matt, LB/DE, 1993-94
 Benson, Darren, DT, 1995-98
 Underwood, Dimitrius, DL, 2000-01
 Carson, Leonardo, DT, 2003-04
 Ladoucer, Louis-Philippe, LS, 2005-06

92

Perkins, Ray, DE, 1987
 Tolbert, Tony, DL, 1989-97
 (Tolbert also wore #62)
 White, Chris, DE, 2000
 Evans, Demetric, DE, 2001-02
 Brooks, Jermaine, DT, 2003
 Johnson, Thomas, DT, 2005

93

Cooper, Reggie, LB, 1991
 Ulufale, Mike, DT, 1996

Smith, Artie, DT, 1998
 Zellner, Peppi, DE, 1999-02
 Coleman, Kenyon, DE, 2003-06

94

Watts, Randy, DE, 1987
 Shannon, Randy, LB, 1989-90
 (Shannon also wore #53)
 Haley, Charles, DE, 1992-96
 Myers, Michael, DL, 1998-03
 Cooper, Chris, DT, 2004
 Ware, DeMarcus, LB, 2005-06

95

Walen, Mark, DT, 1987-88
 Hennings, Chad, DT, 1992-00
 Chevrier, Randy, DT, 2001
 Weatherington, Colston, DE, 2002
 Claybrooks, DeVone, DT, 2004
 Ferguson, Jason, DT, 2005-06

96

Stubbs, Daniel, DE, 1990-91
 Carver, Shante, DE, 1994-97
 (Carver also wore #98)
 Anderson, Antonio, DT, 1997-98
 Ekuban, Ebenezer, DE, 1999-03
 Spears, Marcus, DE, 2005-06

97

Ponder, David, DT, 1985
 Lilly, Kevin, DT, 1989
 Jones, Jimmie, DL, 1990-93
 Pittman, Kavika, DE, 1996-99
 Fields, Aaron, DE, 2000
 Glover, La'Roi, DT, 2002-05
 Hatcher, Jason, DE, 2006

98

Tippins, Ken, LB, 1989
 Willis, Mitch, DT, 1990
 Myles, Godfrey, LB, 1991-96
 Carver, Shante, DE, 1994-97
 (Carver also wore #96)
 Ellis, Greg, DE, 1998-06

99

Brooks, Kevin, DT, 1985-88
 Howard, David, LB, 1989-90
 McCormack, Hurvin, DT, 1994-98
 Davis, Nathan, DT, 1998-99
 (Davis also wore #77)
 Blade, Willie, DT, 2003
 Eaton, Chad, DT, 2004
 Canty, Chris, DE, 2005-06

LEAST USED

Numbers Worn By Just One Player

74 Bob Lilly, DL, 1961-74

Numbers Worn By Just Two Players

5 John Warren, P, 1983-84
 Clint Stoerner, QB, 2000-02
 Luis Zendejas, K, 1987-89
 Tim Seder, K, 2000-01
 Buzz Sawyer, P, 1967
 Troy Aikman, QB, 1989-00
 13 Jerry Rhome, QB, 1965-68
 Mike Vanderjagt, K, 2006
 49 Johnny Huggins, TE, 2001
 Brett Pierce, TE, 2004

MOST USED

Most Frequently Issued Number

81	-	22	Players
80	-	20	Players
82	-	18	Players
83	-	17	Players
25	-	17	Players
57	-	16	Players
62	-	16	Players
79	-	15	Players
87	-	15	Players
89	-	15	Players

Cowboys All-Time College Roster

A

Abilene Christian	1
Air Force	1
Akron	1
Alabama	9
Alabama A&M	1
Alabama-Birm.	1
Alabama State	3
Albany State	1
Alcorn State	1
Amherst	1
Angelo State	1
Appalachian State	2
Arizona	8
Arizona State	10
Arkansas	5
Arkansas-Pine Bluff	1
Arkansas Tech	1
Ashland	1
Auburn	9
Austin College	1
Austin Peay	1

B

Baylor	13
Bethune-Cookman	1
Bishop	1
Boise State	1
Boston College	9
Boston University	2
Bowling Green	2
Brigham Young	3

C

California	6
Cal Poly SLO	2
Cal. St. Long Beach	4
Calif.-Riverside	1
Carson-Newman	4
Catawba	1
CCLA	1
Central Arkansas	1
Central Florida	1
Central Michigan	1
Central Missouri	1
Central Oklahoma	2
Central State, Ohio	2
Cincinnati	1
Clemson	10
Colorado	7
Colorado State	2
Columbia	1
Culver-Stockton	1

D

Dayton	1
Drake	1
Duke	3

E

East Carolina	8
Eastern Illinois	2
Eastern Kentucky	1
Eastern Michigan	1
Eastern Washington	1
Elizabeth City	2
Emporia State	1

F

Ferrum	1
Florida	10
Florida A&M	5
Florida State	14
Fordham	1
Fort Valley State	2
Fresno State	2

G

Georgia	10
Georgia Tech	7
Grambling	3
Gustavus Adolphus	1

H

Hampton	4
Hawaii	6
Heidelberg	1
Henderson J.C.	1
Henderson State	1
Hofstra	1
Holy Cross	1
Houston	8
Howard	1
Humboldt State	2

I

Idaho	1
Idaho State	1
Illinois	5
Illinois State	1
Indiana	5
Iowa	5
Iowa State	4

J

J.C. Smith	1
Jackson State	4
Jacksonville State	1
James Madison	2

K

Kansas	8
Kansas State	6
Kent	2
Kentucky	6
Kentucky State	1
Kutztown State	1

L

Lamar	1
Langston	2
Liberty	3
Livingston	1
SW Louisiana-Laf.	3
Louisiana-Monroe	3
Louisiana State	9
Louisiana Tech	3
Louisville	2

M

Marquette	2
Maryland	9
Massachusetts	1
McGill	1
McNeese State	2
Miami, Fla.	17
Michigan	10
Michigan State	13
Michigan Tech	1
Mid. Tennessee St.	3
Minnesota	2
Mississippi	6
Mississippi State	5
Mississippi Valley	1
Missouri	3
Monmouth	1
Montana	2
Montana State	2
Morgan State	2
Morningside Coll.	1
Murray State	1

N

Navy	1
Nebraska	11
Nebraska-Omaha	1
Nevada	3
Nevada-Las Vegas	4
New Hampshire	2
New Mexico	4
New Mexico State	2
North Carolina	5
North Carolina A&T	2
North Carolina St.	5
North Texas	3
NE Oklahoma	1
North Alabama	1
Northern Arizona	3
Northern Colorado	2
Northern Illinois	2
Northern Iowa	4
Northwest La.	3
Northwest Missouri State	1
Northwestern	6
NW Oklahoma	2
Notre Dame	8

O

Ohio State	16
Oklahoma	15
Oklahoma State	2
Oregon	8
Oregon State	3
Ouachita	1

P

Pacific	5
Pacific Lutheran	1
Pacific, Ore.	1
Penn State	6
Pennsylvania	2
Pittsburgh	11
Portland State	2
Prairie View A&M	1
Presbyterian	1
Princeton	2
Purdue	5

R

Redlands	1
Rhode Island	1
Rice	8
Rutgers	4

S

Sacramento State	1
Salem	1
Sam Houston	1
San Diego State	4
San Jose State	3
Santa Clara	2
Savannah State	2
Seattle	1
Sonoma State	1
South Carolina	4
South Carolina St.	2
South Dakota	1
South Florida	1
Southern	4
Southern California	16
Southern Illinois	12
Southern Methodist	3
Southern Miss.	6
Stanford	11
Stephen F. Austin	2
Syracuse	7

T

Taylor	1
Temple	5
Tennessee	23
Tennessee-Chat.	3
Tennessee State	3
Texas	9
Texas A&M	16
Texas A&M-Com.	4
Texas A&M-Kings	1
Texas Christian	9
Texas Southern	1
Texas Tech	4
Texas Wesleyan	1
Texas-El Paso	2
Trinity, Tex.	1
Trinity Valley C.C.	1
Troy	2
Tulane	3
Tulsa	9

U

UCLA	16
Utah	6
Utah State	4

V

Valdosta State	1
Vanderbilt	3
Vienna, Austria	1
Villanova	1
Virginia	7
Virginia Tech	6
Virginia Union	2

W

Wake Forest	3
Washington	12
Washington State	6
Weber State	3
West Texas A&M	2
West Virginia	7
Western Illinois	1
Western Ontario	1
Williams College	1
Winston-Salem	2
Wisconsin	6
Wyoming	6

Y

Yale	2
Youngstown State	1

TOP SCHOOLS

Tennessee	23
Miami, Fla.	17
Ohio State	16
Southern California	16
Texas A&M	16
UCLA	16
Oklahoma	15
Florida State	14
Baylor	13
Michigan State	13
S. Methodist	13
Washington	12
Nebraska	11
Pittsburgh	11
Stanford	11
Arizona State	10
Clemson	10
Florida	10
Georgia	10
Michigan	10

Cowboys All-Time Honor Roll

ALL-TIME PRO BOWL SELECTIONS

Name, Position	Total Selections	Consecutive Streak
Bob Lilly, DT	11	10 (1964-73)
Larry Allen, G/T	10	7 (1995-01)
Mel Renfro, S/CB	10	10 (1964-73)
Randy White, DT	9	9 (1977-85)
Emmitt Smith, RB	8	6 (1990-95)
Troy Aikman, QB	6	6 (1991-96)
Cliff Harris, S	6	6 (1974-79)
Chuck Howley, LB	6	5 (1965-69)
Nate Newton, G	6	5 (1992-96)
John Niland, G	6	6 (1968-73)
Don Perkins, RB	6	3 ('61-63, '66-68)
Roger Staubach, QB	6	5 (1975-79)
Rayfield Wright, T	6	6 (1971-76)
George Andrie, DE	5	5 (1965-69)
Cornell Green, CB/S	5	3 (1965-67)
Michael Irvin, WR	5	5 (1991-95)
Lee Roy Jordan, LB	5	3 (1967-69)
Jay Novacek, TE	5	5 (1991-95)
Darren Woodson, S	5	5 (1994-98)
Pat Donovan, T	4	4 (1979-82)
Tony Dorsett, RB	4	3 (1981-83)
La'Roi Glover, DT	4	4 (2002-05)
Calvin Hill, RB	4	3 (1972-74)
Harvey Martin, DE	4	4 (1976-79)
Deion Sanders, CB/KR	4	4 (1996-99)
Everson Walls, CB	4	3 (1981-83)
Erik Williams, T	4	2 (1996-97)
Roy Williams, S	4	4 (2003-06)

PRO BOWL

1960 (1) -	Jim Doran, WR (1)
1961 (2) -	Dick Bielski, TE (1)
1962 (5) -	# Don Perkins, RB (1)
	Don Bishop, CB (1)
	Eddie LeBaron, QB (1)
	Bob Lilly, DE (1)
	Don Perkins, RB (2)
	Jerry Tubbs, LB (1)
1963 (3) -	Sam Baker, P (1)
	Lee Folkins, TE (1)
	Don Perkins, RB (3)
1964 (2) -	Bob Lilly, DT (2)
	# Mel Renfro, S (1)
1965 (6) -	George Andrie, DE (1)
	Cornell Green, CB (1)
	# Bob Hayes, WR (1)
	Chuck Howley, LB (1)
	Bob Lilly, DT (3)
	Mel Renfro, S (2)
1966 (9) -	George Andrie, DE (2)
	Cornell Green, CB (2)
	Bob Hayes, WR (2)
	Chuck Howley, LB (2)
	Bob Lilly, DT (4)
	Dave Manders, C (1)
	Don Meredith, QB (1)
	Don Perkins, RB (4)
	Mel Renfro, S (3)
1967 (10) -	George Andrie, DE (3)
	Cornell Green, CB (3)
	Bob Hayes, WR (3)
	Chuck Howley, LB (3)
	Lee Roy Jordan, LB (1)
	Bob Lilly, DT (5)
	Don Meredith, QB (2)
	Ralph Neely, T (1)
	Don Perkins, RB (5)
	Mel Renfro, S (4)
1968 (8) -	George Andrie, DE (4)
	Chuck Howley, LB (4)

	Lee Roy Jordan, LB (2)
	Bob Lilly, DT (6)
	Don Meredith, QB (3)
	John Niland, G (1)
	Don Perkins, RB (6)
	Mel Renfro, CB (5)
1969 (8) - a	George Andrie, DE (5)
	*# Calvin Hill, RB (1)
	Chuck Howley, LB (5)
	Lee Roy Jordan, LB (3)
	Bob Lilly, DT (7)
	Ralph Neely, T (2)
	John Niland, G (2)
	Mel Renfro, CB (6)
1970 (3) -	Bob Lilly, DT (8)
	John Niland, G (3)
	b Mel Renfro, CB (7)
1971 (8) -	Cornell Green, S (4)
	Chuck Howley, LB (6)
	Bob Lilly, DT (9)
	John Niland, G (4)
	Mel Renfro, S (8)
	Roger Staubach, QB (1)
	Ron Wickey, P (1)
	Rayfield Wright, T (1)
	Walt Garrison, RB (1)
	Cornell Green, S (5)
	Calvin Hill, RB (2)
	* Bob Lilly, DT (10)
	John Niland, G (5)
	* Mel Renfro, CB (9)
	Rayfield Wright, T (2)
1973 (6) -	* Calvin Hill, RB (3)
	* Lee Roy Jordan, LB (4)
	* Bob Lilly, DT (11)
	John Niland, G (6)
	Mel Renfro, CB (10)
	Rayfield Wright, T (3)
1974 (6) -	Cliff Harris, S (1)
	Calvin Hill, RB (4)
	Lee Roy Jordan, LB (5)
	Blaine Nye, G (1)
	Drew Pearson, WR (1)
	Rayfield Wright, T (4)
	Cliff Harris, S (2)
1975 (3) -	* Roger Staubach, QB (2)
	Rayfield Wright, T (5)
1976 (8) -	Bob Lilly, DT (12)
	Billy Joe DuPree, TE (1)
	Cliff Harris, S (3)
	Harvey Martin, DE (1)
	Blaine Nye, G (2)
	Drew Pearson, WR (2)
	Roger Staubach, QB (3)
	Charlie Waters, S (1)
	Rayfield Wright, T (6)
1977 (8) -	Billy Joe DuPree, TE (2)
	Cliff Harris, S (4)
	Efren Herrera, K (1)
	Harvey Martin, DE (2)
	Drew Pearson, WR (3)
	* Roger Staubach, QB (4)
	Charlie Waters, S (2)
	Randy White, DT (1)
1978 (9) -	Tony Dorsett, RB (1)
	Billy Joe DuPree, TE (3)
	Cliff Harris, S (5)
	Thomas Henderson, LB (1)
	Tony Hill, WR (1)
	* Harvey Martin, DE (3)
	Roger Staubach, QB (5)
	Charlie Waters, S (3)
	Randy White, DT (2)
	Bob Bruenig, LB (1)
1979 (8) -	Pat Donovan, T (1)
	Cliff Harris, S (6)
	Tony Hill, WR (2)
	Harvey Martin, DE (4)

Pro Bowl (cont.)

- 1979 (cont.) Herb Scott, G (1)
Roger Staubach, QB (6)
Randy White, DT (3)
Bob Bruenig, LB (2)
 Pat Donovan, T (2)
Herb Scott, G (2)
Randy White, DT (4)
- 1981 (7) - Pat Donovan, T (3)
Tony Dorsett, RB (2)
Ed Jones, DE (1)
Herb Scott, G (3)
 Rafael Septien, K (1)
 # Everson Walls, CB (1)
Randy White, DT (5)
- 1982 (7) - Bob Breunig, LB (3)
Pat Donovan, T (4)
Tony Dorsett, RB (3)
Ed Jones, DE (2)
Everson Walls, CB (2)
 Danny White, QB (1)
Randy White, DT (6)
- 1983 (5) - Doug Cosbie, TE (1)
 Tony Dorsett, RB (4)
Ed Jones, DE (3)
Everson Walls, CB (3)
Randy White, DT (7)
- 1984 (3) - Bill Bates, ST (1)
 Doug Cosbie, TE (2)
 Randy White, DT (8)
- 1985 (4) - **Doug Cosbie, TE (3)**
 Tony Hill, WR (3)
Everson Walls, CB (4)
Randy White, DT (9)
- 1987 (1) - Herschel Walker, RB (1)
 1988 (1) - **Herschel Walker, RB (2)**
- 1990 (1) - # Emmitt Smith, RB (1)
 1991 (4) - * Troy Aikman, QB (1)
 @ **Michael Irvin, WR (1)**
Jay Novacek, TE (1)
Emmitt Smith, RB (2)
- 1992 (6) - Troy Aikman, QB (2)
 Michael Irvin, WR (2)
 Nate Newton, G (1)
Jay Novacek, TE (2)
Emmitt Smith, RB (3)
 Mark Stepnoski, C (1)
- 1993 (11) - %* **Troy Aikman, QB (3)**
 Thomas Everett, S (1)
Michael Irvin, WR (3)
 Daryl Johnston, FB (1)
 Russell Maryland, DT (1)
Nate Newton, G (2)
 Ken Norton, LB (1)
Jay Novacek, TE (3)
Emmitt Smith, RB (4)
 * **Mark Stepnoski, C (2)**
Erik Williams, T (1)
- 1994 (11) - Troy Aikman, QB (4)
Charles Haley, DE (1)
 Michael Irvin, WR (4)
 Daryl Johnston, FB (2)
Leon Lett, DT (1)
Nate Newton, G (3)
 Jay Novacek, TE (4)
 * **Emmitt Smith, RB (5)**
Mark Stepnoski, C (3)
 Mark Tuinei, T (1)
Darren Woodson, S (1)
- 1995 (10) - * Troy Aikman, QB (5)
 Larry Allen, G (1)
 * Ray Donaldson, C (1)
Charles Haley, DE (2)
 Michael Irvin, WR (5)
Nate Newton, G (4)
Jay Novacek, TE (5)
Emmitt Smith, RB (6)
 Mark Tuinei, T (2)
Darren Woodson, S (2)

- 1996 (9) - * Troy Aikman, QB (6)
Larry Allen, G (2)
 * Ray Donaldson, C (2)
 Nate Newton, G (5)
 * **Deion Sanders, CB (1)**
 Jim Schwartz, ST (1)
Tony Tolbert, DE (1)
Erik Williams, T (2)
 Darren Woodson, S (3)
- 1997 (4) - **Larry Allen, G (3)**
 * **Deion Sanders, CB (2)**
 Erik Williams, T (3)
 * Darren Woodson, S (4)
- 1998 (6) - **Larry Allen, T (4)**
 Leon Lett, DT (2)
 Nate Newton, G (6)
Deion Sanders, CB/KR (3)
 Emmitt Smith, RB (7)
 Darren Woodson, S (5)
- 1999 (5) - * **Larry Allen, G (5)**
 Dexter Coakley, LB (1)
 * **Deion Sanders, CB (4)**
 Emmitt Smith, RB (8)
 Erik Williams, T (4)
- 2000 (2) - **Larry Allen, G (6)**
 2001 (2) - * **Larry Allen, G (7)**
 Dexter Coakley, LB (2)
- 2002 (1) - **La'Roi Glover, DT, (1)**
 2003 (5) - **Flozell Adams, T (1)**
Larry Allen, G (8)
 Dexter Coakley, LB (3)
La'Roi Glover, DT (2)
Roy Williams, S (1)
- 2004 (5) - Flozell Adams, T (2)
Larry Allen, G (9)
La'Roi Glover, DT (3)
 Roy Williams, S (2)
 Jason Witten, TE (1)
- 2005 (4) - **Larry Allen, G (10)**
 La'Roi Glover, DT (4)
Roy Williams, S (3)
 Jason Witten, TE (2)
 Flozell Adams, T (3)
 Andre Gurode, C (1)
 Mat McBriar, P (1)
 Tony Romo, QB (1)
DeMarcus Ware, LB (1)
 Roy Williams, S (4)

BOLD starter
 * selected but did not play
 # rookie
 @ most valuable player
 a named outstanding lineman
 b named outstanding back
 % top vote getter

ALL PRO

- 1962 (2) - Don Perkins, RB (1, AP, NEA)
 Jerry Tubbs, LB (1, TSN)
- 1963 (1) - Chuck Howley, LB (1, TSN)
- 1964 (3) - Frank Clarke, TE (1, AP)
 Bob Lilly, DT (1, AP, UPI, NEA)
 Jim Ridlon, DB (1, TSN)
- 1965 (3) - # Bob Hayes, WR (1, TSN)
 Bob Lilly, DT (2, AP, UPI, NEA, TSN)
 Mel Renfro, S (1, NEA, TSN)
- 1966 (7) - Cornell Green, CB (1, AP, NEA, TSN)
 Bob Hayes, WR (2, AP, UPI, NEA, TSN)
 Chuck Howley, LB (2, AP, UPI, NEA)
 Lee Roy Jordan, LB (1, TSN)
 Bob Lilly, DT (3, AP, UPI, NEA, TSN)
 Ralph Neely, T (1, TSN)
 Dan Reeves, RB (1, TSN)
- 1967 (7) - George Andrie, DE (1, TSN)
 Cornell Green, CB (2, AP, UPI, NEA, TSN)
 Bob Hayes, WR (3, TSN)
 Chuck Howley, LB (3, AP, TSN)
 Bob Lilly, DT (4, AP, UPI, NEA, TSN)
 Ralph Neely, T (2, AP, UPI, TSN)
 Mel Renfro, S (2, TSN)

All Pro (cont.)

- 1968 (5) - Cornell Green, CB (3, NEA)
Bob Hayes, WR (4, AP)
Chuck Howley, LB (4, AP, NEA)
Bob Lilly, DT (5, AP, UPI, NEA)
Ralph Neely, T (3, AP, UPI, NEA)
- 1969 (7) - Cornell Green, CB (4, UPI)
Calvin Hill, RB (1, AP, UPI)
Chuck Howley, LB (5, AP, UPI, NEA)
Bob Lilly, DT (6, AP, NEA)
Ralph Neely, T (4, AP, UPI, NEA)
John Niland, G (1, AP)
Mel Renfro, S (3, NEA)
- 1970 (1) - Chuck Howley, LB (6, AP, PFWA)
1971 (4) - Bob Lilly, DT (7, AP, PFWA, NEA)
John Niland, G (2, AP, PFWA)
Mel Renfro, S (4, NEA)
Rayfield Wright, T (1, AP, PFWA)
- 1972 (3) - John Niland, G (3, AP)
Blaine Nye, CB (1, NEA)
Rayfield Wright, T (2, AP, UPI, PFWA, NEA)
- 1973 (4) - Calvin Hill, RB (2, PFWA)
Lee Roy Jordan, LB (2, NEA, PFWA)
Mel Renfro, CB (5, NEA, PFWA)
Rayfield Wright, T (3, AP, PFWA)
- 1974 (1) - Drew Pearson, WR (1, AP, PFWA)
1975 (2) - Cliff Harris, S (1, NEA)
Rayfield Wright, T (4, NEA)
Cliff Harris, S (2, AP, PFWA, NEA)
Drew Pearson, WR (2, AP, PFWA)
- 1977 (5) - Cliff Harris, S (3, AP, PFWA, NEA)
Efen Herrera, K (1, AP, PFWA, NEA)
Harvey Martin, DE (1, AP, PFWA, NEA)
Drew Pearson, WR (3, AP, PFWA, NEA)
Charlie Waters, S (1, PFWA)
- 1978 (3) - Cliff Harris, S (4, AP, PFWA)
Charlie Waters, S (2, PFWA, NEA)
Randy White, DT (1, AP, PFWA, NEA)
Randy White, DT (2, AP, PFWA, NEA)
- 1979 (1) - Herb Scott, G (1, AP, NEA)
1980 (2) - Randy White, DT (3, PFWA, NEA)
Tony Dorsett, RB (1, AP, PFWA, NEA)
Ed Jones, DE (1, NEA)
Herb Scott, G (2, AP)
Rafael Septien, K (1, AP, PFWA)
Randy White, DT (4, AP, PFWA, NEA)
- 1982 (3) - Ed Jones, DE (2, AP)
Everson Walls, CB (1, PFWA)
Randy White, DT (5, AP, PFWA, NEA)
- 1983 (2) - Everson Walls, CB (2, AP)
Randy White, DT (6, AP, PFWA)
- 1984 (2) - Michael Downs, S (PFWA)
Randy White, DT (7, AP, PFWA, NEA)
- 1985 (2) - Everson Walls, CB (3, PFWA)
Randy White, DT (8, AP, NEA)
- 1989 (1) - Eugene Lockhart, LB (1, TSN)
1991 (2) - Michael Irvin, WR (1, AP, PFWA, NEA, TSN)
Jay Novacek, TE (1, CPFN)
1992 (4) - Kelvin Martin, PR (1, PFW, PFWA)
Jay Novacek, TE (2, AP, PFW, PFWA, CPFN)
Emmitt Smith, RB (1, AP, PFW, PFWA, NEA, TSN, CPFN, FD)
Mark Stepnoski, C (1, NEA)
Troy Aikman, QB (1, TSN)
- 1993 (3) - Emmitt Smith, RB
(2, AP, PFWA, PFW, TSN, CPFN, FD)
Erik Williams, T
(1, AP, PFWA, PFW, TSN, CPFN, FD)
- 1994 (4) - Charles Haley, DE
(1, AP, PFWA, PFW, TSN, CPFN, FD)
Nate Newton, G
(1, AP, PFWA, PFW, CPFN, FD)
Emmitt Smith, RB
(3, AP, PFWA, PFW, TSN, CPFN, FD)
Darren Woodson, S
(1, AP, PFWA, PFW, TSN, CPFN, FD)
- 1995 (6) - Larry Allen, G (1, TSN, CPFN, FD)
Nate Newton, G
(2, AP, PFWA, PFW, TSN, FD)
Deion Sanders, CB (1, TSN)

1995 (cont.)

- Emmitt Smith, RB
(4, AP, PFWA, PFW, TSN, CPFN, FD)
Erik Williams, T (2, TSN)
Darren Woodson, S
(2, AP, PFWA, PFW, TSN, CPFN, FD)
- 1996 (5) - Larry Allen, G (2, AP, PFWA, PFW, TSN, CPFN, FD)
Deion Sanders, CB (2, AP, PFWA, PFW, TSN)
Jim Schwartz, ST (1, PFWA, PFW)
Erik Williams, T (3, AP)
Darren Woodson, S (3, AP, PFWA, PFW, TSN, CPFN, FD)
- 1997 (3) - Larry Allen, G (3, AP, PFWA, PFW, TSN, CPFN, FD)
Richie Cunningham, K (1, AP, TSN)
Deion Sanders, CB (3, AP, PFWA, PFW, TSN)
Larry Allen, T (4, AP, PFW, TSN)
Deion Sanders, CB (3, AP, PFW, TSN, FD)
KR (1, PFW)
- 1998 (3) - Darren Woodson, S (4, TSN)
Larry Allen, G (5, AP, PFW, TSN, PFN)
Deion Sanders, CB (4, TSN)
- 2000 (1) - Larry Allen, G (6, AP, PFW, CPFN, TSN)
2001 (1) - Larry Allen, G (7, AP, PFW, FD, CPFN, TSN)
2002 (1) - La'Roi Glover, DT (PFW, CPFN, TSN)
2003 (1) - Roy Williams, S (AP, PFW, FD, TSN)

ALL-NFC

- 1970 (3) - Chuck Howley, LB (AP, UPI)
John Niland, G (UPI)
Mel Renfro, CB (AP)
- 1972 (3) - Bob Lilly, DT (AP, UPI)
John Niland, G (AP, UPI)
Rayfield Wright, T (AP, UPI)
- 1973 (5) - Calvin Hill, RB (AP, UPI)
Lee Roy Jordan, LB (AP, UPI)
John Niland, G (AP, UPI)
Mel Renfro, CB (AP, UPI)
Rayfield Wright, T (AP, UPI)
- 1974 (3) - Cliff Harris, S (AP, UPI)
Drew Pearson, WR (AP, UPI)
Rayfield Wright, T (AP, UPI)
- 1976 (5) - Billy Joe DuPree, TE (AP, UPI)
Cliff Harris, S (AP, UPI)
Blaine Nye, G (AP)
Drew Pearson, WR (AP, UPI)
Roger Staubach, QB (AP)
- 1977 (5) - Cliff Harris, S (UPI)
Efen Herrera, K (UPI)
Harvey Martin, DE (UPI)
Drew Pearson, WR (UPI)
Roger Staubach, QB (UPI)
- 1978 (6) - Tony Dorsett, RB (UPI)
Billy Joe DuPree, TE (UPI)
Cliff Harris, S (UPI)
Herb Scott, G (UPI)
Charlie Waters, S (UPI)
Randy White, DT (UPI)
- 1979 (6) - Bob Breunig, LB (PFW)
Pat Donovan, T (UPI, PFW, TSN)
Cliff Harris, S (TSN)
Herb Scott, G (UPI, TSN)
Roger Staubach, QB (UPI, PFW, TSN)
Randy White, DT (UPI, PFW)
- 1980 (4) - Bob Breunig, LB (UPI)
Pat Donovan, T (UPI)
Herb Scott, G (UPI)
Randy White, DT (UPI, PFW, TSN)
- 1981 (5) - Tony Dorsett, RB (UPI)
Herb Scott, G (UPI)
Ed Jones, DE (UPI)
Rafael Septien, K (UPI)
Randy White, DT (UPI)
Bob Breunig, LB (UPI)
Pat Donovan, T (UPI)
Tony Dorsett, RB (UPI)
Everson Walls, CB (UPI)
Randy White, DT (UPI)
- 1982 (5) -

- 1983 (4) - Bob Breunig, LB (UPI)
Ed Jones, DE (UPI, PFW)
Everson Walls, CB (PFW)
Randy White, DT (UPI, PFW)
- 1984 (4) - Bill Bates, S (PFW)
Michael Downs, S (UPI)
Everson Walls, CB (UPI)
Randy White, DT (UPI, FN)
- 1985 (5) - Doug Cosbie, TE (UPI)
Michael Downs, S (UPI)
Tony Hill, WR (FN)
Everson Walls, CB (UPI, FN)
Randy White, DT (UPI, FN)
- 1986 (1) - Randy White, DT (FN)
- 1987 (1) - Herschel Walker, RB (PFW)
- 1988 (1) - Herschel Walker, RB (UPI)
- 1991 (3) - Michael Irvin, WR (UPI, FN)
Jay Novacek, TE (UPI, FN, PFW)
Emmitt Smith, RB (UPI, FN, PFW)
- 1992 (4) - Nate Newton, G (UPI, FN)
Jay Novacek, TE (UPI, FN)
Emmitt Smith, RB (UPI, FN)
Mark Stepnoski, C (UPI, FN)
- 1993 (5) - Troy Aikman, QB (FN)
Ken Norton, LB (FN)
Emmitt Smith, RB (UPI, FN)
Mark Stepnoski, C (UPI, FN)
Erik Williams, T (UPI, FN)
- 1994 (6) - Charles Haley, DE (UPI, FN)
Leon Lett, DT (UPI, FN)
Nate Newton, G (UPI, FN)
Emmitt Smith, RB (UPI, FN)
Mark Stepnoski, C (UPI, FN)
Darren Woodson, S (UPI, FN)
- 1995 (5) - Larry Allen, G (FN)
Nate Newton, G (UPI)
Jay Novacek, TE (UPI)
Emmitt Smith, RB (UPI, FN)
Darren Woodson, S (UPI, FN)
- 1996 (4) - Larry Allen, G (UPI, FN)
Deion Sanders, CB (UPI, FN)
Tony Tolbert, DE (UPI, FN)
Darren Woodson, S (UPI, FN)
- 1997 (2) - Larry Allen, G (PFW, PFWA, FN)
Deion Sanders, CB (PFW, PFWA, FN)
- 1998 (2) - Larry Allen, T (PFW, FN)
Deion Sanders, CB (PFW, FN)
KR (PFW, FN)
- 1999 (3) - Larry Allen, G (PFW, FN)
Deion Sanders, CB (PFW, FN)
Erik Williams, T (FN)
- 2000 (1) - Larry Allen, G (PFW, FN)
- 2001 (1) - La'Roi Glover, DT (PFW)
- 2002 (1) - La'Roi Glover, DT (PFW)
- 2003 (3) - Dat Nguyen, LB (PFW)
Roy Williams, S (PFW)
- 2004 (1) - Jason Witten, TE (PFW)
- 2006 (2) - DeMarcus Ware, LB (PFW)
Mat McBriar, P (PFW)

ALL-ROOKIE

- 1974 - Efen Herrera, K (PFWA)
- Ed Jones, DE (PFWA)
- 1975 - Burton Lawless, G (PFWA)
- Randy White, LB (PFWA)
- 1977 - Tony Dorsett, RB (PFWA)
- 1979 - Aaron Mitchell, CB (UPI)
- 1981 - Everson Walls, CB (PFWA, UPI)
- 1983 - Bill Bates, S (PFWA, UPI, PFW)
- 1984 - Eugene Lockhart, LB (PFWA, UPI, PFW, FD)
- 1987 - Roger Ruzek, K (UPI, PFW)
- 1988 - Michael Irvin, WR (FD)
- 1989 - Troy Aikman, QB (PFWA, UPI, PFW, CPFN)
- James Dixon, KR (UPI, PFW)
- 1990 - Jimmie Jones, DT (PFWA, UPI, PFW)
- Emmitt Smith, RB
(PFWA, UPI, FN, PFW, FD, CPFN)

- 1991 - Larry Brown, CB (PFWA, PFW, FD, FN)
Darrick Brownlow, LB (PFWA)
Russell Maryland, DT (PFWA, CPFN, PFW)
- 1992 - Robert Jones, LB (PFWA, PFW, CPFN, FN)
Darren Woodson, ST (PFW, PFWA)
- 1993 - Darrin Smith, LB (PFWA, CPFN, PFW, FN, FD)
Kevin Williams, WR (FN)
- 1994 - Larry Allen, T (PFWA, PFW, CPFN, FN)
Chris Boniol, K (PFWA, PFW)
- 1997 - Antonio Anderson, DT (PFW)
Dexter Coakley, LB (PFW, FN)
- 1998 - Flozell Adams, G (FD)
Greg Ellis, DE (FN, FD)
- 1999 - Ebenezer Ekuban, DE (PFW, FN)
Dat Nguyen, ST (FD)
Peppi Zellner, DE (CPFN)
- 2002 - Antonio Bryant, WR (PFW)
Derek Ross, CB (PFW)
Roy Williams, S (PFW)
- 2003 - Terence Newman, CB (PFW)
Zurriel Smith, PR (PFW)
- 2004 - Jason Witten, TE (PFW)
- 2005 - Julius Jones, RB (PFW)
Marcus Spears, DE, (PFW)

OTHER HONORS

NFL COACH OF THE YEAR

- 1966 - Tom Landry (AP)
- 1990 - Jimmy Johnson (AP)
- 1991 - Jimmy Johnson (FD)

NFC COACH OF THE YEAR

- 1966 - Tom Landry (UPI)
- 1975 - Tom Landry (UPI)
- 1978 - Tom Landry (FN)
- 1990 - Jimmy Johnson (UPI, CPFN)

EXECUTIVE OF THE YEAR

- 2003 - Jerry Jones (FD)

NFL PLAYER OF THE YEAR

- 1993 - Emmitt Smith (AP, PFWA, TSN, PFW, FD)

BERT BELL AWARD

(presented by Maxwell Club to NFL Player of the Year)

- 1966 - Don Meredith, QB
- 1971 - Roger Staubach, QB
- 1993 - Emmitt Smith, RB

NFC PLAYER OF THE YEAR

- 1971 - Roger Staubach
- 1981 - Tony Dorsett (UPI)
- 1993 - Emmitt Smith (FN)

NFL OFFENSIVE PLAYER OF THE YEAR

- 1993 - Emmitt Smith (UPI, PFW, CPFN)

NFL DEFENSIVE PLAYER OF THE YEAR

- 1977 - Harvey Martin (UPI, PFW)
- 1994 - Charles Haley (FD)

NFC DEFENSIVE PLAYER OF THE YEAR

- 1994 - Charles Haley (UPI)

NFC OFFENSIVE LINEMAN OF THE YEAR

- 1996 - Larry Allen (NFLPA)
- 1997 - Larry Allen (NFLPA)

NFC DEFENSIVE BACK OF THE YEAR

- 1997 - Deion Sanders (NFLPA)

NFC SPECIAL TEAMS PLAYER OF THE YEAR

- 1984 - Bill Bates (USA Today, NFLPA)

NFC KICKER OF THE YEAR

- 1997 - Richie Cunningham (NFLPA)

#Rookie

NFL DEFENSIVE BACK OF THE YEAR

1982 - Everson Walls (NFL Alumni)

NFL DEFENSIVE LINEMAN OF THE YEAR

1982 - Randy White (NFL Alumni)

NFL OFFENSIVE LINEMAN OF THE YEAR

1994 - Nate Newton (NFL Alumni)

1997 - Larry Allen (NFL Alumni)

NFL QUARTERBACK OF THE YEAR

1993 - Troy Aikman (NFL Alumni)

NFL RUNNING BACK OF THE YEAR

1992 - Emmitt Smith (NFL Alumni)

1993 - Emmitt Smith (NFL Alumni)

1995 - Emmitt Smith (NFL Alumni)

NFL WIDE RECEIVER OF THE YEAR

1991 - Michael Irvin (NFL Alumni)

NFL TIGHT END OF THE YEAR

1993 - Jay Novacek (NFL Alumni)

NFL SPECIAL TEAMS PLAYER OF THE YEAR

1983 - # Bill Bates (NFL Alumni)

1984 - Bill Bates (NFL Alumni)

1996 - Jim Schwartz (NFL Alumni)

1998 - Deion Sanders (NFL Alumni)

GOLDEN TOE TROPHY (PFW) (top placekicker)

1981 - Rafael Septien

NFL ROOKIE OF THE YEAR

1977 - Tony Dorsett (NEA, PFWA, TSN)

NFC ROOKIE OF THE YEAR

1977 - Tony Dorsett (UPI, TSN)

1992 - Robert Jones. (UPI)

NFL OFFENSIVE ROOKIE OF THE YEAR

1969 - Calvin Hill, RB (AP)

1970 - Duane Thomas, RB (FN, PFG)

1977 - Tony Dorsett, RB (AP, PFW, FD)

1990 - Emmitt Smith, RB (AP, PFW, FN)

NFL MAN OF THE YEAR

1978 - Roger Staubach

1981 - Tom Landry (FN)

1997 - Troy Aikman

BART STARR AWARD

2001 - Darren Woodson

NFL PLAYER OF THE WEEK1993 - Michael Irvin, vs. S.F., 10/17 (PFWA)
Emmitt Smith, @ Phil., 10/31 (PFWA)
Emmitt Smith, @ N.Y. Gia., 1/2/94 (PFWA)

1994 - Jason Garrett, vs. G.B., 11/24 (PFHOF)

1995 - Emmitt Smith, @ N.Y. Gia., 9/4 (PFHOF)

Emmitt Smith, @ Minn., 9/17 (PFHOF)

1998 - Deion Sanders, @ N.Y. Gia., 9/21 (PFHOF)

1999 - Troy Aikman, @ Wash., 9/12 (PFHOF)

Dexter Coakley, vs. Mia. 11/25 (PFHOF)

NFC DEFENSIVE PLAYER OF THE WEEK

1984 - Randy White, vs. G.B., 9/23

Randy White, @ Phil., 12/2

1985 - Jim Jeffcoat, @ Wash., 11/10

Jim Jeffcoat, vs. N.Y. Gia., 12/15

1986 - Ed Jones, @ S.D., 11/16

1987 - Bill Bates, @ N.Y. Gia., 9/20

Ed Jones, vs. N.Y. Gia., 11/2

1988 - Ed Jones, vs. Atl., 9/25

1990 - Issiac Holt, @ T.B., 10/7

James Washington, vs. Pho., 12/16

1993 - Kevin Smith, @ N.Y. Jets, 12/18

1994 - Charles Haley, @ Pitt., 9/4

Darren Woodson, @ Phil., 12/4

Darrin Smith, @ N.O., 12/19

1995 - Charles Haley, vs. Den., 9/10

- 1996 - Leon Lett, @ Phil., 9/30
George Teague, vs. Minn., 12/28
Dexter Coakley, vs. Mia., 11/25
- 1999 - # Terence Newman, @ Wash. 12/14
- 2003 - Anthony Henry, vs. N.Y. Gia., 10/16
- 2005 - # DeMarcus Ware, @ Car. 12/24

NFC OFFENSIVE PLAYER OF THE WEEK

- 1985 - Tony Dorsett, vs. Pit., 10/13
Danny White, vs. StL., 11/28
- 1987 - Kelvin Edwards, vs. Phil., 10/11
Herschel Walker, vs. StL., 12/27
- 1988 - # Michael Irvin, @ Wash., 12/11
- 1991 - Emmitt Smith, @ Pho., 9/22
Troy Aikman, vs. N.Y. Gia., 9/29
Michael Irvin, vs. Atl., 12/22
- 1992 - Emmitt Smith, vs. Wash., 9/7
Michael Irvin, vs. Pho., 9/20
Emmitt Smith, @ Raid., 10/25
Erik Williams, vs. Phil., 11/1
Emmitt Smith, vs. Chi., 12/27
Troy Aikman, vs. Phil., 1/10/93
Troy Aikman, @ S.F., 1/17/93
- 1993 - Troy Aikman, vs. G.B., 10/3
Michael Irvin, vs. S.F., 10/17
Emmitt Smith, @ Phil., 10/31
Emmitt Smith, @ N.Y. Gia., 1/2/94
- 1994 - Troy Aikman, vs. Ariz., 10/9
Alvin Harper, @ Cin., 10/30
Jason Garrett, vs. G.B., 11/24
Troy Aikman, vs. G.B., 11/8/95
- 1995 - Emmitt Smith, @ N.Y. Gia., 9/4
Emmitt Smith, @ Minn., 9/17
Emmitt Smith, vs. G.B., 1/14/96
- 1996 - Troy Aikman, @ Mia., 10/27
- 1997 - Troy Aikman, @ Pitt., 8/31
- 1998 - Emmitt Smith, vs. N.Y. Gia., 11/8
- 1999 - Troy Aikman, @ Wash., 9/12
- 2001 - # Quincy Carter, vs. S.F., 12/30
- 2002 - Emmitt Smith, vs. Sea., 10/27
- 2005 - Drew Bledsoe, @ S.D., 9/11
Drew Bledsoe, vs. K.C., 12/11
- 2006 - Tony Romo, @ Ariz., 11/12
Tony Romo, vs. T.B., 11/23

NFC SPECIAL TEAMS PLAYER OF THE WEEK

- 1993 - # Kevin Williams, vs. N.Y. Gia., 11/7
Eddie Murray, @ Minn., 12/12
- 1994 - Bill Bates, vs. Phil., 10/16
Kevin Williams, vs. Wash., 11/20
Brock Marion, vs. G.B., 1/8/95
- 1995 - John Jett, vs. G.B., 10/8
Chris Boniol, vs. N.Y. Gia., 12/17
- 1996 - Herschel Walker, vs. Atl., 10/20
Chris Boniol, vs. G.B., 11/18
Chris Boniol, vs. Minn., 12/28
- 1999 - Toby Gowin, vs. Wash., 10/24
- 2001 - Tim Seder, vs. Wash., 10/15
- 2002 - # Billy Cundiff, @ StL., 9/29
- 2003 - Billy Cundiff, @ N.Y. Gia., 9/15
Billy Cundiff, vs. N.Y. Gia., 12/21
- 2006 - # Sam Hurd, Car., 10/29
Mat McBriar, vs. Ind., 11/19

NFC PRIME TIME PLAYER OF THE WEEK

1998 - Deion Sanders, @ N.Y. Gia., 9/21

NFC OFFENSIVE PLAYER OF THE MONTH

- 1991 - Emmitt Smith, RB, December
- 1992 - Emmitt Smith, RB, November
Emmitt Smith, RB, December
- 1993 - Troy Aikman, QB, October
Emmitt Smith, RB, December
- 1995 - Emmitt Smith, RB, September
- 2006 - Tony Romo, QB, November

NFC SPECIAL TEAMS PLAYER OF THE MONTH

- 1996 - Chris Boniol, K, November
- 1997 - Richie Cunningham, K, September
- 1999 - Jason Tucker, KR, December

NFL OFFENSIVE ROOKIE OF THE MONTH

- 2004 - Julius Jones, RB, November

NFL DEFENSIVE ROOKIE OF THE MONTH

- 1997 - Dexter Coakley, LB, October
- 2005 - DeMarcus Ware, LB, October

SUPER BOWL MOST VALUABLE PLAYER

- SB V - Chuck Howley, LB
- SB VI - Roger Staubach, QB
- SB XII - Harvey Martin, DE
- Randy White, DT/LB
- SB XXVII - Troy Aikman, QB
- SB XXVIII - Emmitt Smith, RB
- SB XXX - Larry Brown, CB

ED BLOCK COURAGE AWARD

(nominee from each NFL team for courage in battling injuries)

- 1984 - James Jones, RB
- 1985 - Howard Richards, OL
- 1986 - Tony Dorsett, RB
- 1987 - Brian Baldinger, OL
- 1988 - Randy White, DT
- 1989 - Ed Jones, DE
- 1990 - Kelvin Martin, WR
- 1991 - Ken Norton, LB
- 1992 - Daryl Johnston, FB
- 1993 - Bill Bates, S
- 1994 - Mark Stepnoski, C
- 1995 - Erik Williams, T
- 1996 - Kevin Smith, CB
- 1997 - Tony Tolbert, DE
- 1998 - Darren Woodson, S
- 1999 - Ernie Mills, WR
- 2000 - Greg Ellis, DE
- 2001 - Mike Lucky, TE
- 2002 - Dat Nguyen, LB
- 2003 - Jamar Martin, FB
- 2004 - # Julius Jones, RB
- 2005 - Dan Campbell, TE
- 2006 - Flozell Adams, T

BOB LILLY AWARD (voted by Cowboys' fans for

sportsmanship, dedication, leadership and achievement)

- 1985 - Randy White, DT
- 1986 - Randy White, DT
- 1987 - Danny White, QB
- 1988 - Ed Jones, DE
- 1989 - Ed Jones, DE
- 1990 - Bill Bates, S
- 1991 - Bill Bates, S
- 1992 - Troy Aikman, QB
- 1993 - Bill Bates, S
- 1994 - Bill Bates, S
- 1995 - Troy Aikman, QB
- 1996 - Emmitt Smith, RB
- 1997 - Troy Aikman, QB
- 1998 - Troy Aikman, QB
- 1999 - Emmitt Smith, RB
- 2001 - Emmitt Smith, RB
- 2002 - Emmitt Smith, RB
- 2003 - Darren Woodson, S
- 2004 - Jason Witten, TE
- 2005 - Drew Bledsoe, QB
- 2006 - Tony Romo, QB

SPORTSMAN OF THE YEAR

- 1994 - Emmitt Smith (TSN)

DASA PRO ATHLETE OF THE YEAR

- 1991 - Michael Irvin, WR
- Emmitt Smith, RB

- 1993 - Troy Aikman, QB
- Emmitt Smith, RB

DASA BIG "D" AWARD

- 1990 - Jimmy Johnson
- 1991 - Jerry Jones
- 1992 - Emmitt Smith
- 2001 - Troy Aikman
- 2004 - Jerry Jones

DASA FIELD SCOVELL AWARD

- 1970 - Dallas Cowboys
- 1971 - Bob Lilly
- 1975 - Roger Staubach
- 1977 - Tom Landry
- 1980 - Randy White
- 1981 - Tony Dorsett
- 1992 - Dallas Cowboys
- 1994 - Troy Aikman
- 1995 - Emmitt Smith
- 2001 - Gil Brandt

DASA COACH OF THE YEAR

- 1995 - Barry Switzer
- 2004 - Bill Parcells

DASA LEGENDS AWARD

- 1993 - Tom Landry
- 2001 - Gene Stallings
- 2004 - Herschel Walker

DASA GARY BRIDELL COURAGE AWARD

- 1994 - Bill Bates

DASA ROLE MODEL AWARD

- 1997 - Daryl Johnston
- 1999 - Darren Woodson
- 2002 - Emmitt Smith

NFL MAN OF THE YEAR

(Dallas nominees, Club winner underlined when selected)

- 1970 - Bob Lilly, John Niland, Pettis Norman
- 1971 - John Niland, Jethro Pugh, Roger Staubach
- 1972 - John Niland, Jethro Pugh, Roger Staubach
- 1973 - Calvin Hill, John Niland, Roger Staubach
- 1975 - John Fitzgerald, Bill Gregory, Roger Staubach
- 1976 - Ralph Neely, Roger Staubach, Mark Washington
- 1980 - Billy Joe DuPree, D.D. Lewis, Drew Pearson
- 1981 - Billy Joe DuPree, D.D. Lewis, Robert Newhouse
- 1982 - Bob Breunig, Tony Dorsett, Bill Joe DuPree
- 1983 - Bob Breunig, Butch Johnson, Danny White
- 1984 - Bob Breunig, Doug Cosbie, Howard Richards
- 1985 - Bill Bates
- 1986 - Jim Jeffcoat
- 1987 - Jim Jeffcoat
- 1988 - Herschel Walker
- 1989 - Everson Walls
- 1990 - Jim Jeffcoat
- 1991 - Troy Aikman
- 1992 - Troy Aikman, Jim Jeffcoat, James Washington
- 1993 - Troy Aikman, Russell Maryland, James Washington
- 1994 - Troy Aikman
- 1995 - Troy Aikman, Daryl Johnston, Russell Maryland
- 1996 - Troy Aikman, Bill Bates, Daryl Johnston
- 1997 - Troy Aikman, Daryl Johnston, Emmitt Smith
- 1998 - Richie Cunningham, Daryl Johnston, Emmitt Smith
- 1999 - Emmitt Smith
- 2000 - Ebenezer Ekuban, Chad Hennings, Darren Woodson
- 2001 - Ebenezer Ekuban, Emmitt Smith, Darren Woodson
- 2002 - Ebenezer Ekuban, Joey Galloway, Kelvin Garmon, Emmitt Smith, Darren Woodson
- 2003 - Ebenezer Ekuban, Joey Galloway, Dat Nguyen, Roy Williams, Darren Woodson
- 2004 - Keyshawn Johnson, Dat Nguyen, Roy Williams
- 2005 - La'Roi Glover, Keyshawn Johnson, Roy Williams
- 2006 - Terence Newman, DeMarcus Ware, Roy Williams

#Rookie

AP - Associated Press; CPFN - College & Pro Football Newsweekly; DASA - Dallas All Sports Association; FD - Football Digest; FN - Football News; NEA - Newspaper Enterprise Association; PFG - Pro Football Guide; PFHOF - Pro Football Hall of Fame; PFW - Pro Football Weekly; PFWA - Pro Football Writers of America; TSN - The Sporting News; UPI - United Press International

Cowboys All-Time Draft

1960

EXPANSION DRAFT

Player	Pos.	College
FROM BALTIMORE		
L.G. DUPRE	RB	Baylor
RAY KROUSE	DE	Maryland
DAVE SHERER	WR/P	Southern Methodist
FROM CHICAGO		
DON HEALY	DT	Maryland
JACK JOHNSON	RB	Miami, Fla.
PETE JOHNSON	RB	V.M.I.
FROM CLEVELAND		
LEROY BOLDEN	RB	Michigan State
FRANK CLARKE	WR/TE	Colorado
ED MODZELEWSKI	RB	Maryland
FROM DETROIT		
CHARLES ANE	C	Southern California
GENE CRONIN	LB	Pacific
JIM DORAN	WR	Iowa State
FROM GREEN BAY		
NATE BORDEN	DE	Indiana
BILL BUTLER	S	Tenn. Chattanooga
DON MCILHENNY	RB	Southern Methodist
FROM L.A. RAMS		
TOM FRANCKHAUSER	CB	Purdue
BOB FRY	T	Kentucky
DUANE PUTNAM	G	Pacific
FROM N.Y. GIANTS		
AL BARRY	G	Southern California
MELWOOD "BUZ" GUY	G	Duke
DON HEINRICH	QB	Washington
FROM PHILADELPHIA		
DICK BIELSKI	TE	Maryland
GERRY DELUCCA	T	Mid. Tennessee St.
BILL STRIEGEL	LB	Pacific
FROM PITTSBURGH		
RAY FISHER	T/DT	Eastern Illinois
BOBBY LUNA	RB	Alabama
RAY MATHEWS	WR	Clemson
FROM ST. LOUIS		
BOB CROSS	T	Kilgore J.C.
ED HUSMANN	DT	Nebraska
JACK PATERA	LB	Oregon
FROM SAN FRANCISCO		
FRED DUGAN	WR	Dayton
JOHN GONZAGA	DE	no college
JERRY TUBBS	LB	Oklahoma
FROM WASHINGTON		
TOM BRAATZ	LB	Marquette
JOE NICELY	C	West Virginia
DOYLE NIX	RB	Southern Methodist

1961

(Drafted 2nd)

Rd.	Player	Pos.	College	Sel. #
1.	(A) No Choice - Traded along with sixth-round choice to Washington for Eddie LeBaron.			
1.	(B) BOB LILLY	DT	TCU	13
	Choice from Cleveland for first round pick in 1962.			
2.	E.J. HOLUB	LB	Texas Tech	16
	(went to AFL)			
3.	STEW BARBER	G	Penn State	30
	(went to AFL)			
4.	SONNY DAVIS	WR	Baylor	44
5.	No Choice - Traded to San Francisco for Gene Babb.			
6.	No Choice - Traded, along with first-round choice, to Washington for LeBaron.			
7.	ART GIMORE	HB	Oregon State	66
8.	DON TALBERT*	T	Texas	100
9.	GLYNN GREGORY	HB	SMU	114
10.	No Choice - Traded to Green Bay for Fred Cone.			

11.	NORRIS STEVENSON	HB	Missouri	142
12.	LOWNDES SHINGLER	QB	Clemson	156
13.	DON GOODMAN	HB	Florida	170
14.	BILL SHAW	G	Georgia Tech	184
	(went to AFL)			
15.	JULIUS VARNADO	T	San Francisco State	198
	(went to AFL)			
16.	JERRY STEFFEN	HB	Colorado	212
17.	EVERETT CLOUD	HB	Maryland	226
18.	RANDY WILLIAMS	HB	Indiana	240
19.	LYNN HOYEM*	C	Long Beach State	254
20.	JERRY MORGAN	QB	Iowa State	268

1962

(Drafted 4th)

Rd.	Player	Pos.	College	Sel. #
1.	No Choice - Traded to Cleveland for first round pick in 1961.			
2.	SONNY GIBBS*	QB	TCU	18
3.	(A) No Choice - Traded to Chicago for Don Meredith.			
3.	(B) BOBBY PLUMMER	G	TCU	39
	Choice from Cleveland for Duane Putnam.			
4.	No Choice - Traded to San Francisco for Bill Herchman.			
5.	No Choice - Traded to Los Angeles for Jimmy Harris.			
6.	(A) DONNIE DAVIS	TE	Southern University	74
6.	(B) GEORGE ANDRIE	DE	Marquette	82
	Choice and Allen Green from New York for Fred Dugan.			
7.	No Choice - Traded to Los Angeles for John Houser.			
8.	KEN TUREAUD	RB	Michigan	102
9.	No Choice - Traded to Baltimore for Don Perkins.			
10.	JOHN M. LONGMEYER	G	Southern Illinois	130
11.	LARRT HUDAS	WR	Michigan St.	144
12.	No Choice - Traded to Green Bay for Steve Mellingier.			
13.	ROBERT MOSES	TE	Texas	172
14.	HAROLD HAYS*	G	Southern Mississippi	186
15.	GUY REESE	T	SMU	200
16.	ROBERT JOHNSTON	T	Rice	214
17.	RAY JACOBS	DT	Howard Payne	228
	(went to AFL)			
18.	DAVE CLOUTIER*	RB	Maine	242
	(went to AFL)			
19.	PAUL HOLMES	T	Georgia	256
20.	AMOS BULLOCKS	RB	Southern Illinois	270

1963

(Drafted 6th)

Rd.	Player	Pos.	College	Sel. #
1.	LEE ROY JORDAN	LB	Alabama	6
	No Choice - Traded along with ninth-round choice to Chicago for Chuck Howley.			
3.	JIM PRICE	LB	Auburn	34
4.	WHALEY HALL*	G	Mississippi	48
5.	No Choice - Traded to New York for Dick Nolan.			
6.	No Choice - Traded to Green Bay for John Sutro.			
7.	MARV CLOTHIER	G	Kansas	90
8.	No Choice - Traded to Green Bay for Lee Folkins.			
9.	No Choice - Traded along with second-round choice to Chicago for Chuck Howley.			
10.	ROD SCHEYER	T	Washington	132
11.	RAY SCHOENKE	C	Southern Methodist	146
12.	BILL PERKINS	FB	Iowa	160
13.	PAUL WICKER*	T	Fresno State	174
14.	LOU CIOCCI	LB	Boston College	188
15.	JERRY OVERTON	WR	Utah	202
16.	DENNIS GOLDEN	T	Holy Cross	216
17.	ERNEST PARKS*	G	McMurry	230
	(went to AFL)			
18.	BILL FRANK	T	Colorado	244
19.	JIM STIGER	RB	Washington	258
20.	TOMMY LUCAS	TE	Texas	272

1964

(Drafted 4th)

Rd.	Player	Pos.	College	Sel. #
1.	SCOTT APPLETON	DT	Texas	4
2.	MEL RENFRO	DB	Oregon	17
3.	No Choice - Traded to L.A. Rams for Bob Long and John Meyers.			
4.	PERRY LEE DUNN	DB	Mississippi	45

BOLD Indicates Made Active Roster

5.	No Choice - Traded to Green Bay for Gary Barnes		
6.	(A) BILLY LOTHRIE K-OB Georgia Tech	73	
6.	(B) JIM CURRY WR Cincinnati	82	
	Choice for Cleveland for Andy Cvercko		
6.	(C) JIMMY EVANS WR Texas Western	83	
	Choice from Green Bay for Jerry Norton		
7.	BOB HAYES* WR Florida A&M	88	
8.	AL GEVERINK RB UCLA	101	
9.	JAKE KUPP G Washington	116	
10.	ROGER STAUBACH* QB Navy	129	
11.	BOBBY CRENSHAW G Baylor	144	
	(went to AFL)		
12.	JOHNNY NORMAN WR NW Louisiana	157	
13.	JERRY RHOME* QB Tulsa	172	
14.	JIM WORDEN LB Wittenberg	185	
15.	BILL VAN BURKLEO WR Tulsa	200	
16.	PAUL CERCEL C Pittsburgh	213	
17.	HARRY ABELL* LB Missouri	228	
	(went to AFL)		
18.	No Selection Player chosen not eligible		
19.	H.D. MURPHY DB Oregon	256	
20.	JOHN HUGHES LB Southern Methodist	269	

1965

(Drafted 6th)

Rd.	Player	Pos.	College	Sel.	#
1.	CRAIG MORTON	QB	California	6	
2.	MALCOLM WALKER	LB	Rice	19	
3.	No Choice - Traded to Green Bay				
4.	(A) JIM SIDLE	FB	Auburn	47	
4.	(B) BOB SVIHUS	T	USC	53	
	(went to AFL) Choice from Detroit for Sonny Gibbs.				
5.	ROGER PETTEE	LB	Florida	61	
6.	SONNY UTZ	RB	VPI	75	
7.	BRIG OWENS	DB	Cincinnati	89	
8.	RUSSELL WAYT	LB	Rice	103	
9.	JIM ZANIOS	FB	Texas Tech	117	
10.	GAYLON MCCOLLOUGH	C	Alabama	131	
11.	JETHRO PUGH	DT	Elizabeth City State	145	
12.	ERNIE KELLERMAN	QB	Miami, OH	159	
13.	JACK SCHRAUB	TE	California	173	
14.	GARRY PORTERFIELD	DE	Tulsa	187	
15.	GENE FOSTER	RB	Arizona State	201	
	(went to AFL)				
16.	DOUG McDOUGAL	E	Oregon State	215	
17.	MITCH JOHNSON	T	UCLA	229	
18.	MARTIN AMSLER	DT	Evansville	243	
19.	MERV RETTENMUND	HB	Ball State	257	
20.	RON BARLOW*	T	Kansas State	271	

1966

(Drafted 5th)

Rd.	Player	Pos.	College	Sel.	#
1.	JOHN NILAND	G	Iowa	5	
2.	WILLIE TOWNES*	DE	Tulsa	22	
3.	No Choice - Traded to San Francisco for Leon Donohue.				
4.	No Choice - Traded to Baltimore for Ralph Neely.				
5.	(A) No Choice - Traded to San Francisco for J.D. Smith.				
5.	(B) WALT GARRISON	RB	Oklahoma State	79	
	Choice from Baltimore through Detroit for Amos Marsh.				
6.	BOB DUNLEVY	WR	West Virginia	86	
7.	ART ROBINSON	TE	Florida A&M	100	
8.	DON KUNIT	RB	Penn State	116	
9.	DARRELL ELAM	FL	West Virginia Tech	130	
10.	MASON MITCHELL	RB	Washington	146	
11.	AUSTIN DENNEY*	TE	Tennessee	160	
12.	(A) LES SHY	RB	Long Beach State	173	
	Choice from Pittsburgh for Lee Folkins.				
12.	(B) CRAIG BAYNHAM*	RB	Georgia Tech	176	
13.	RONNIE LAMB	RB	South Carolina	190	
14.	LEWIS TURNER	RB	Norfolk State	206	
15.	MARK GARTUNG*	DT	Oregon State	220	
16.	TOM PIGGEE	RB	San Francisco State	236	
17.	GEORGE ALLEN	T	West Texas State	250	
	(went to AFL)				
18.	STEVE ORR	DT	Washington	266	
18.	BYRON JOHNSON	T	Central Wash. St.	280	
20.	LOU HUDSON	FL	Minnesota	296	

1967

(Drafted 23rd)

Rd.	Player	Pos.	College	Sel.	#
1.	No Choice - Given along with second- and two fifth-round choices, to Houston for Ralph Neely.				
2.	No Choice - Given along with first- and two fifth-round choices, to Houston for Ralph Neely.				
3.	PHIL CLARK	DB	Northwestern	76	
4.	CURTIS MARKER	G	Northern Michigan	103	
5.	(A) No Choice - Choice and Jim Steffen from Washington for Brig Owens, Mitch Johnson, and Jake Kupp; given along with first-, second- and fifth-round choices to Houston for Ralph Neely.				
5.	(B) No Choice - From Cleveland for Joe Bob Isbell; given along with first-, second- and fifth-round choices to Houston for Ralph Neely.				
5.	(C) No Choice - Traded to Green Bay for Henry Gremminger.				
6.	SIMS STOKES	DB	Northern Arizona	157	
7.	RAYFIELD WRIGHT	DE	Ft. Valley State	182	
8.	STEVE LAUB	QB	Illinois Wesleyan	208	
9.	BYRON MORGAN	DB	Findlay (Ohio)	234	
10.	EUGENE BOWENS	RB	Tennessee A&I	260	
11.	PAT RILEY	WR	Kentucky	285	
12.	HAROLD DETERS	K	North Carolina State	312	
13.	AL KERKIAN	DE	Akron	338	
14.	TOM BOYD	G	Tarleton State	364	
15.	LEAVIE DAVIS	DB	Edward Waters Col.	390	
16.	PAUL BROTHERS	HB	Oregon State	416	
17.	GEORGE ADAMS	LB	Morehead State	442	

1968

(Drafted Alternately 20th, 19th, 21st)

Rd.	Player	Pos.	College	Sel.	#
1.	DENNIS HOMAN	FL	Alabama	20	
2.	DAVID McDANIELS	WR	Mississippi Valley	45	
3.	(A) No Choice - Traded to Minnesota for Lance Rentzel.				
3.	(B) ED HARMON	LB	Louisville	71	
	Choice from Chicago for Austin Denney and Mac Percival.				
4.	(A) No Choice - Traded to New Orleans for Larry Stephens.				
4.	(B) JOHN DOUGLAS	LB	Missouri	97	
	Choice from New York for Jim Colvin.				
5.	BLAINE NYE	G	Stanford	130	
6.	D.D. LEWIS	LB	Mississippi State	159	
7.	BOB TAUCHER	T	Nebraska	185	
8.	FRANK BROWN	DE	Albany State	211	
9.	KEN KMIEC	DB	Illinois	241	
10.	BEN OLISON	FL	Kansas	266	
11.	RON SHOTTS	RB	Oklahoma	292	
12.	WILSON WHITTY	LB	Boston University	321	
13.	CARTER LORD	TE	Harvard	347	
14.	RON WILLIAMS	DB	West Virginia	373	
15.	TOMMY LUNCEFORD	P	Auburn	402	
16.	LARRY COLE	DE	Hawaii	428	
17.	GEORGE NORDGREN	RB	Houston	454	

1969

(Drafted Alternately 24th, 23rd, 22nd)

Rd.	Player	Pos.	College	Sel.	#
1.	CALVIN HILL	WR	Yale	24	
2.	RICHMOND FLOWERS	RB	Tennessee	49	
3.	(A) TOM STINGIC	LB	Michigan	68	
3.	(B) HALVOR HAGEN	DE	Weber State	74	
	Choice from San Francisco for Harold Hayes.				
4.	No Choice - Traded to New Orleans for Dave Simmons.				
5.	(A) No Choice - Traded to Baltimore for Andy Stynchula.				
5.	(B) CHUCK KYLE	LB	Purdue	125	
	Choice from Los Angeles for Coy Bacon.				
6.	RICH SHAW	FL	Anzora St.	152	
7.	LARRY BALES	WR	Emory & Henry	180	
8.	ELMER BENAERT	LB	Missouri	205	
9.	CLAXTON WELCH	RB	Oregon	230	
10.	STUART GOTTLIEB	G	Weber State	258	
11.	CLAURENCE WILLIAMS	DT	Prairie View A&M	283	
12.	BOB BELDEN	QB	Notre Dame	308	
13.	RENE MATISON	WR	New Mexico	336	
14.	GERALD LUTRI	T	Northern Michigan	361	

BOLD Indicates Made Active Roster

*Drafted As Future

15. BILL JUSTUS	DB	Tennessee	386
16. FLOYD KERR	DB	Colorado State	414
17. BILL BAILEY	DT	Lewis & Clark	439

1970

(Drafted 23rd)

Rd.	Player	Pos.	College	Sel. #
1.	DUANE THOMAS	RB	West Texas	23
2. (A)	BOB ASHER	T	Vanderbilt	27
Choice from Chicago for Craig Baybham and Phil Clark.				
2. (B)	MARGENE ADKINS	WR	Herderson J.C.	49
3. (A)	CHARLIE WATERS	CB	Clemson	66
Choice from Houston through Cleveland for Jerry Rhome.				
3. (B)	STEVE KINER	LB	Tennessee	73
Choice from Cleveland for Jerry Rhome.				
3. (C)	DENTON FOX	S	Texas Tech	75
4.	JOHN FITZGERALD	T	Boston College	101
No Choice - Traded to St. Louis for Bobby Joe Conrad.				
6.	PAT TOOMAY	DE	Vanderbilt	153
7.	DON ABBEY	LB	Penn State	179
8.	JERRY DOSSEY	G	Arkansas	205
9.	ZENON ANDRUSYSHYN	K	UCLA	231
10.	PETE ATHAS	S	Dade J.C.	257
11.	IVAN SOUTHERLAND	DT	Clemson	283
12.	JOE WILLIAMS	RB	Wyoming	309
13.	MARK WASHINGTON	CB	Morgan State	335
14.	JULIAN MARTIN	WR	N. Carolina Central	361
15.	KEN DeLONG	TE	Tennessee	387
16.	SEABERN HILL	CB	Arizona St.	411
17.	GLENN PATTERSON	C	Nebraska	438

1971

(Drafted 25th)

Rd.	Player	Pos.	College	Sel. #
1.	TODY SMITH	DE	Southern Cal.	25
2.	ISAAC THOMAS	CB	Bishop	51
3. (A)	SAM SCARBBER	RB	New Mexico	69
Choice from St. Louis for John Wilbur.				
3. (B)	BILL GREGORY	DE	Wisconsin	77
4. (A)	JOE CARTER	TE	Grambling	80
Choice from New Orleans for Willie Townes.				
4. (B)	BUDDY MITCHELL	T	Mississippi	103
5.	RON KADZIEL	LB	Stanford	129
6.	STEVE MAIER	WR	Northern Arizona	155
7.	BILL GRIFFIN	T-G	Catawba	181
8.	RON JESSIE	WR	Kansas	206
9.	HONOR JACKSON	WR	Pacific	233
10.	RODNEY WALLACE	DT	New Mexico	259
11.	ERNEST BONWELL	LB	Lane College	285
12.	STEVE GOEPEL	QB	Colgate	311
13.	JAMES FORD	RB	Texas Southern	337
14.	TYRONE COUEY	DB	Utah State	363
15.	BOB YOUNG	TE	Delaware	389
16.	JOHN BRENNAN	T	Boston College	415
17.	JOHN BOMER	C	Memphis State	440

1972

(Drafted 26th)

Rd.	Player	Pos.	College	Sel. #
1.	BILL THOMAS	RB	Boston College	26
2. (A)	ROBERT NEWHOUSE	RB	Houston	35
Choice from New England for Halvor Hagen and Honor Jackson.				
2. (B)	JOHN BABINECZ	LB	Villanova	39
Choice from New Orleans for Margene Adkins.				
2. (C)	CHARLES McKEE	WR	Arizona	52
1972 (cont.)				
3. (A)	MIKE KELLER	LB	Michigan	64
Choice from New England for Halvor Hagen and Honor Jackson.				
3. (B)	MARV BATEMAN	P-K	Utah	78
4. (A)	TIM KEARNEY	LB	Northern Michigan	83
Choice from New Orleans for Joe Williams.				
4. (B)	ROBERT WEST	WR	San Diego St.	90
Choice from New England for Steve Kiner.				
4. (C)	CHARLES ZAPIEC	LB	Penn State	93
Choice from Detroit for Ron Jessie.				

4. (D)	No Choice - Traded to New Orleans for Don Talbert.
5.	No Choice - Traded to San Diego for Tony Liscio.
6.	CHARLES BOLDEN DB Iowa 156
7.	No Choice - Traded to Chicago for Lee Roy Caffey
8.	RALPH COLEMAN LB North Carolina A&T 208
9.	ROY BELL RB Oklahoma 234
10.	RICHARD AMMAN DE Florida State 260
11.	LONNIE LEONARD T-G North Carolina A&T 286
12.	JIMMY HARRIS WR Ohio State 312
13.	JEAN FUGETT TE Amherst 338
14.	ALAN THOMPSON RB Wisconsin 363
15.	CARLOS ALVAREZ WR Florida 390
16.	GORDON LONGMIRE QB Utah 416
17.	ALFONSO CAIN DT Bethune-Cookman 442

1973

(Drafted Alternately 20th, 22nd, 21st)

Rd.	Player	Pos.	College	Sel. #
1.	BILLY JOE DuPREE	TE	Michigan State	20
2. (A)	GOLDEN RICHARDS	WR	Hawaii	46
Choice from Green Bay for Ron Widby and Ike Thomas.				
2. (B)	No Choice - To Chicago as compensation for signing Jack Concannon.			
3. (A)	HARVEY MARTIN	DT	East Texas State	53
Choice from Houston through New Orleans for Tom Stincic.				
3. (B)	No Choice - Traded to New England for Ron Sellers.			
4.	DRANE SCRIVENER	DB	Tulsa	98
5.	BRUCE WALTON	T	UCLA	126
6.	BOB LEYEN	G	Yale	151
7.	RODRIGO BARNES	LB	Rice	176
8.	DAN WERNER	QB	Michigan State	204
9.	MIKE WHITE	CB	Minnesota	229
10.	CARL JOHNSON	LB	Tennessee	254
11.	GERALD CASWELL	G	Colorado State	282
12.	JIM ARNESON	G	Arizona	307
13.	JOHN SMITH	WR	UCLA	332
14.	BOB THORNTON	G-C	North Carolina	360
15.	WALT BAISY	LB	Grambling	385
16.	JOHN CONLEY	TE	Hawaii	410
17.	LES STRAYHORN	RB	East Carolina	438

1974

(Drafted Alternately 22nd, 21st, 20th, 23rd)

Rd.	Player	Pos.	College	Sel. #
1. (A)	ED JONES	DE	Tennessee State	1
Choice from Houston for Toddy Smith and Billy Parks.				
1. (B)	CHARLES YOUNG	RB	North Carolina State	22
No Choice - Choice from Ron Sellers to Miami for Otto Stowe.				
3. (A)	DANNY WHITE	QB	Arizona State	53
Choice from Houston for Toddy Smith and Billy Parks.				
3. (B)	CALVIN PETERSON	LB	UCLA	72
4. (A)	KEN HUTCHERSON	LB	Livingston State	97
Choice from Oakland for Gloster Richardson.				
4. (B)	ANDY ANDRADE	RB-DB	Northern Michigan	101
5.	JOHN KELSEY	T	Missouri	126
6.	JIM BRIGHT	DB	UCLA	151
7.	RAYMOND NESTER	LB	Michigan State	176
8.	MIKE HOLT	DB	Michigan State	205
9.	BILL DULIN	T	Johnson C. Smith	230
10.	DENNIS MORGAN	DB	Western Illinois	255
11.	HARVEY McGEE	WR	Southern Mississippi	280
12.	KEITH BOBO	QB	Southern Methodist	309
13.	FRED LIMA	K	Colorado	334
14.	DOUG RICHARDS	DB	Brigham Young	359
15.	BRUCE CRAFT	DT	Geneva, Pa.	384
16.	GENE KILLIAN	T	Tennessee	413
17.	LAWRIE SKOLOOD	T	North Dakota	438

1975

(Drafted 18th)

Rd.	Player	Pos.	College	Sel. #
1. (A)	RANDY WHITE	DE	Maryland	2
Choice from N.Y. Giants for Craig Morton.				
1. (B)	THOMAS HENDERSON	LB	Langston	18
2.	BURTON LAWLESS	G	Florida	44
3.	BOB BREUNIG	LB	Arizona State	70

BOLD Indicates Made Active Roster

4. (A) PAT DONOVAN	DE	Stanford	90
Choice from Houston for Mike Montgomery.			
6. (B) RANDY HUGHES	DB	Oklahoma	96
5. (A) KYLE DAVIS	C	Oklahoma	113
Choice from Green Bay for Jack Concannon.			
5. (B) No Choice - Traded to Cincinnati for Clint Longley.			
6. ROLLY WOOLSEY	DB	Boise State	148
7. MICHAEL HEGMAN	LB	Tennessee State	173
8. MITCH HOOPES	P	Arizona	200
9. ED JONES	DB	Rutgers	226
10. DENNIS BOOKER	RB	Millersville State	252
11. GREG KRPALEK	C	Oregon State	278
12. CHUCK BLAND	DB	Cincinnati	304
13. HERB SCOTT	G	Virginia Union	330
14. SCOTT LAIDLAW	RB	Stanford	356
15. WILLIE HAMILTON	RB	Arizona	382
16. PETE CLARK	TE	Colorado State	407
17. JIM TESTERMAN	TE	Dayton	434

1976

(Drafted 27th)

Rd.	Player	Pos.	College	Sel. #
1.	AARON KYLE	DB	Wyoming	27
2.	(A) JIM JENSEN	RB	Iowa	40
Choice from N.Y. Giants for Craig Morton				
2.	(B) JIM EIDSON	G	Mississippi St.	55
3.	(A) DUKE FERGUSON	WR	San Diego St.	73
Choice from San Francisco for Bob Hayes.				
3.	(B) JOHN SMITH	RB	Boise State	75
Choice from Denver for OTTO STOWE				
3.	(C) BUTCH JOHNSON	WR	UC-Riverside	87
4.	TOM RAFFERTY	G	Penn State	119
5.	WALLY PESUIT	T	Kentucky	151
6.	GREG MCGUIRE	T	Indiana	181
7.	(A) GREG SCHAUM	DT	Michigan State	186
Choice from San Diego for Ken Hutcherson.				
7.	(B) DAVID WILLIAMS	RB	Colorado	208
8.	HENRY LAWS	DB	South Carolina	236
9.	BEASLEY REECE	DB	North Texas	264
10.	LEROY COOK	DE	Alabama	290
11.	CORNELIUS GREEN	QB	Ohio	317
12.	CHARLES McSHANE	LB	Cal Lutheran	346
13.	MARK DRISCOLL	QB	Colorado St.	374
14.	LARRY MUSHINSKIE	TE	Nebraska	402
15.	DALE CURRY	LB	UCLA	430
16.	RICH COSTANZO	T	Nebraska	458
17.	STAN WOODFILL	K	Oregon	486

1977

(Drafted Alternately 24th 25th, 26th)

Rd.	Player	Pos.	College	Sel. #
1.	TONY DORSETT	RB	Pittsburgh	2
Choice from Seattle for Cowboys' first-round choice and three second-round choices.				
2.	GLENN CARANO	QB	Nevada-Las Vegas	54
Choice from Seattle for Duke Ferguson.				
3.	(A) TONY HILL	WR	Stanford	62
Choice from Philadelphia for John Niland.				
3.	(B) VAL BELCHER	G	Houston	81
4.	GUY BROWN	LB	Houston	108
5.	ANDY FREDERICK	OL	New Mexico	137
6.	JIM COOPER	T	Temple	164
7.	DAVID STALLS	DT	Northern Colorado	191
8.	(A) AL CLEVELAND	DL	Pacific	208
Choice from San Diego for Mitch Hoopes.				
8.	(B) FRED WILLIAMS	RB	Arizona State	221
9.	MARK CANTRELL	C	North Carolina	248
10.	STEVE DeBERG	QB	San Jose State	275
11.	DON WARDLOW	TE	Washington	305
12.	GREG PETERS	OL	California	332

1978

(Drafted 28th)

Rd.	Player	Pos.	College	Sel. #
1.	LARRY BETHEA	DL	Michigan State	28
2.	TODD CHRISTENSEN	RB-TE	Brigham Young	56

3. DAVID HUDGENS	OL	Oklahoma	84
4. ALOIS BLACKWELL	RB	Houston	112
5. RICH ROSEN	G	Syracuse	140
6. HAROLD RANDOLPH	LB	East Carolina	168
7. TOM RANDALL	DT	Iowa State	196
8. HOMER BUTLER	WR	UCLA	224
9. RUSS WILLIAMS	DB	Tennessee	252
10. BARRY TOMASETTI	OL	Iowa	280
11. DENNIS THURMAN	S	Southern Cal	308
12. LEE WASHBURN	OL	Montana State	336

1979

(Drafted 27th)

Rd.	Player	Pos.	College	Sel. #
1.	ROBERT SHAW	C	Tennessee	27
2.	AARON MITCHELL	CB	Nevada-Las Vegas	55
3.	DOUG COSBIE	TE	Santa Clara	76
Swapped choices with Seattle in Bill Gregory trade.				
4.	RALPH DeLOACH	DE	California	109
5.	(A) BOB HUKILL	OL	North Carolina	121
Choice from Chicago for Golden Richards.				
5.	(B) CURTIS ANDERSON	DE	Central State	128
Choice from Seattle for Ehren Herrera				
5.	(C) RON SPRINGS	RB	Ohio State	136
6.	(A) TIM LAVENDER	CB	Southern Cal	155
Choice from Seattle for Bill Gregory				
6.	(B) MIKE SALZANO	OL	North Carolina	160
Choice from Denver for Jim Jensen				
6.	(C) CHRIS De FRANCE	WR	Arizona State	164
7.	GREG FITZPATRICK	LB	Youngstown	191
8.	BRUCE THORNTON	DT	Illinois	219
9.	GARRY COBB	LB	Southern Cal	247
10.	MIKE CALHOUN	DT	Notre Dame	274
11.	No Choice - Traded to Detroit for Skip Butler.			
12.	QUENTIN LOWRY	LB	Youngstown	329

1980

(Drafted Alternately 23rd, 24th, 25th)

Rd.	Player	Pos.	College	Sel. #
1.	No Choice - Traded along with second-round choice to Baltimore for John Dutton.			
2.	No Choice - Traded along with first-round choice to Baltimore for John Dutton.			
3.	(A) BILL ROE	LB	Colorado	78
Choice from Chicago for Golden Richards.				
3.	(B) JAMES JONES	RB	Mississippi State	81
4.	KURT PETERSEN	DL	Missouri	107
5.	GARY HOGEBROOM	QB	Central Michigan	135
6.	TIMMY NEWSOME	RB	Winston-Salem State	165
7.	LESTER BROWN	RB	Clemson	192
8.	LARRY SAVAGE	LB	Michigan State	219
9.	JACKIE FLOWERS	WR	Florida State	249
10.	MATTHEW TEAGUE	DE	Prairie View A&M	276
11.	GARY PADJEN	LB	Arizona State	303
12.	NORM WELLS	DT	Northwestern	333

1981

(Drafted Alternately 25th and 26th)

Rd.	Player	Pos.	College	Sel. #
1.	HOWARD RICHARDS	T	Missouri	26
2.	DOUG DONLEY	WR	Ohio State	53
3.	GLENN TITENSOR	DL	Brigham Young	82
4.	(A) SCOTT PELLUER	LB	Washington State	92
Choice from San Francisco for Thomas Henderson.				
4.	(B) DEBBIE NELSON	LB	Nebraska	109
5.	DANNY SPRADLIN	LB	Tennessee	138
6.	VINCE SKILLINGS	DB	Ohio State	166
7.	(A) RON FELLOWS	DB	Missouri	175
Choice from Tampa Bay for Dave Stalls.				
7.	(B) KEN MILLER	DB	East Michigan	194
8.	PAUL PIUROWSKI	LB	Florida State	221
9.	MIKE WILSON	WR	Washington State	250
10.	PAT GRAHAM	DT	California	277
11.	TIM MORRISON	G	Georgia	303
12.	NATE LUNDY	WR	Indiana	330

BOLD Indicates Made Active Roster

1982

(Drafted 26th)

Rd.	Player	Pos.	College	Sel. #
1.	ROD HILL	CB	Kentucky State	26
2.	JEFF ROHRER	LB	Yale	54
3.	JIM ELIOPULOS	LB	Wyoming	82
4.	(A) BRIAN CARPENTER	CB	Michigan	102
Choice from Tampa Bay for Dave Stalls.				
4.	(B) MONTY HUNTER	S	Salem College	110
5.	PHIL POZDERAC	T	Notre Dame	138
6.	(A) KEN HAMMOND	G	Vanderbilt	144
Choice from Cleveland for Bruce Huther.				
6.	(B) CHARLES DAUM	DL	Cal Poly-SLO	166
7.	BILL PURIFOY	DL	Tulsa	194
8.	(A) GEORGE PEOPLES	RB	Auburn	217
Choice from Denver through Buffalo for Wade Manning.				
8.	(B) DWIGHT SULLIVAN	RB	N. Carolina State	222
9.	JOE GARY	DL	UCLA	250
10.	TODD ECKERSON	T	North Carolina State	278
11.	(A) GEORGE THOMPSON	WR	Albany State	297
Choice from Tampa Bay for Aram Mitchell.				
11.	(B) MICHAEL WHITING	RB	Florida State	306
12.	RICH BURTNES	G	Montana	334

1983

(Drafted Alternately 23rd, 24th, 21st, 22nd)

Rd.	Player	Pos.	College	Sel. #
1.	JIM JEFFCOAT	DE	Arizona State	23
2.	MIKE WALTER	LB	Oregon	50
3.	BRYAN CALDWELL	DE	Arizona State	77
4.	CHRIS FAULKNER	TE	Florida	108
5.	CHUCK McSWAIN	RB	Clemson	135
6.	REGGIE COLLIER	OB	Southern Mississippi	162
7.	CHRIS SCHULTZ	T	Arizona	179

1983 (cont.)

8.	LAWRENCE RICKS	RB	Michigan	210
9.	AL GROSS	S	Arizona	237
10.	ERIC MORAN	T	Washington	264
11.	DAN TAYLOR	T	Idaho State	291
12.	LORENZO BOUIER	RB	Maine	322

1984

(Drafted Alternately 25th and 26th)

Rd.	Player	Pos.	College	Sel. #
1.	BILLY CANNON	LB	Texas A&M	25
2.	(A) VICTOR SCOTT	DB	Colorado	40
Choice from Houston thru Minnesota for Butch Johnson.				
2.	(B) No Choice - Traded to Houston for Mike Rentro.			
3.	FRED CORNWELL	TE	Southern California	81
4.	STEVE DeOSSIE	LB	Boston College	110
5.	(A) STEVE PELLUER	QB	Washington	113
Choice from Tampa Bay for Danny Spradlin.				
5.	(B) NORM GRANGER	RB	Iowa	137
6.	(A) EUGENE LOCKHART	LB	Houston	152
Choice from Chicago for Jay Saldi.				
6.	(B) JOE LEVELIS	G	Iowa	166
7.	ED MARTIN	LB	Indiana State	193
8.	MIKE REVELL	RB	Bethune-Cookman	222
9.	(A) JOHN HUNT	OL	Florida	232
Choice from Indianapolis for Raul Allegre.				
9.	(B) NEAL MAUNE	OL	Notre Dame	249
10.	BRIAN SALONEN	TE	Montana	278
11.	DOWE AUGHTMAN	DL	Auburn	304
12.	CARL LEWIS	WR	Houston	334

U.S.F.L. SUPPLEMENTAL DRAFT

(Drafted Alternately 25th and 26th)

Rd.	Player	Pos.	College	Sel. #
1.	TODD FOWLER	FB	Stephen F. Austin	25
From Houston Gamblers.				
2.	MALCOLM MOORE	WR	Southern California	54
From Los Angeles Express.				
3.	JEFF SPEK	TE	San Diego State	81
From New Jersey Generals.				

1985

(Drafted Alternately 17th, 16th, 20th, 19th, 18th)

Rd.	Player	Pos.	College	Sel. #
1.	KEVIN BROOKS	DE	Michigan	17
2.	JESSE PENN	LB	Virginia Tech.	44
3.	CRAWFORD KER	G	Florida	76
4.	ROBERT LAVETTE	RB	Georgia Tech.	103
5.	(A) HERSCHEL WALKER	RB	Georgia	114
Choice from Houston for Butch Johnson.				
5.	(B) MATT DARWIN	C/G	Texas A&M	119
Choice from Cleveland thru Buffalo for Rod Hill.				
6.	(A) KURT PLOEGER	DT	Gustavus Adolphus	144
Choice from Indianapolis for Steve Wright.				
6.	(B) MATT MORAN	C/G	Stanford	157
7.	(A) KARL POWE	WR	Alabama State	178
Choice from San Diego thru Kansas City for Lawrence Ricks.				
7.	(B) JIM HERRMANN	DE	Brimham Young	184
8.	LEON GONZALEZ	WR	Bethune-Cookman	216
9.	SCOTT STRASBURGER	LB	Nebraska	243
10.	JOE JONES	TE	Virginia Tech.	270
11.	NEAL DELOCONO	LB	UCLA	297
12.	KARL JORDAN	LB	Vanderbilt	324

1986

(Drafted Alternately 21st, 20th, 19th, 18th)

Rd.	Player	Pos.	College	Sel. #
1.	(A) MIKE SHERRARD	WR	UCLA	18
Choice from San Francisco for Cowboys first and fifth-round choices.				
1.	(B) No Choice - Traded to San Francisco along with fifth-round choice for San Francisco's first-round choice.			
2.	DARRYL CLACK	RB	Arizona State	33
Traded to from Indianapolis for Gary Hogeboom.				
3.	MARK WALEN	DT	UCLA	74
4.	MAX ZENDEJAS	K	Arizona	100
5.	No Choice - Traded to San Francisco along with first-round choice for San Francisco's first-round choice.			
6.	(A) THORNTON CHANDLER	TE	Alabama	140
Choice from Buffalo for Rod Hill.				
6.	(B) STAN GELBAUGH	QB	Maryland	150
Choice from Detroit for Angelo King.				
6.	(C) LLOYD YANCEY	G	Temple	158
7.	JOHNNY HOLLOWAY	DB	Kansas	185
8.	TOPPER CLEMONS	RB	Wake Forest	212
9.	JOHN IONATA	G	Florida State	242
10.	BRYAN CHESTER	G	Texas	269
11.	GARTH JAX	LB	Florida State	296
12.	(A) CHRIS DULIBAN	LB	Texas	307
Choice from Buffalo for Rod Hill.				
12.	(B) TONY FLACK	DB	Georgia	322

1987

(Drafted Alternately 12th and 11th)

Rd.	Player	Pos.	College	Sel. #
1.	DANNY NOONAN	DT	Nebraska	12
2.	RON FRANCIS	CB	Baylor	39
3.	JEFF ZIMMERMAN	OL	Florida	68
4.	KELVIN MARTIN	WR	Boston College	95
5.	EVERETT GAY	WR	Texas	124
6.	JOE ONOSAI	OL	Hawaii	151
7.	KEVIN SWEENEY	OB	Fresno State	180
8.	KEVIN GOGAN	T	Washington	206
9.	ALVIN BLOUNT	RB	Montana	235
10.	DALE JONES	LB	Tennessee	262
11.	JEFF WARD	K	Texas	291
12.	SCOTT ARMSTRONG	LB	Florida	318

1988

(Drafted Alternately 11th, 14th, 13th, 12th)

Rd.	Player	Pos.	College	Sel. #
1.	MICHAEL IRVIN	WR	Miami, Fla.	11
2.	KEN NORTON, JR.	LB	UCLA	41
3.	MARK HUTSON	G	Oklahoma	67
4.	DAVE WIDELL	T	Boston College	94
5.	No Choice - Traded to Seattle for Ron Essink.			

BOLD Indicates Made Active Roster

6.	SCOTT SECULES	QB	Virginia	151
7.	OWEN HOOVEN	T	Oregon State	178
8.	MARK HIGGS	RB	Kentucky	205
9.	BRIAN BEDFORD	WR	California	232
10.	BILLY OWENS	DB	Pittsburgh	263
11.	CHAD HENNING	DE	Air Force	290
12.	BEN HUMMEL	LB	UCLA	317

1989

(Drafted 1st)

Rd.	Player	Pos.	College	Sel. #
1.	TROY AIKMAN	QB	UCLA	1
2.	(A) No Choice	- Traded along with sixth-round choice to L.A. Raiders for their second, third and fifth-round choices.		
2.	(B) DARYL JOHNSTON	FB	Syracuse	39
Choice from L.A. Raiders along with third and fifth-round choices for Cowboys' second and sixth-round choices.				
3.	(A) MARK STEPANSKI	OL	Pittsburgh	57
3.	(B) RHONDY WESTON	DE	Florida	68
Choice from L.A. Raiders along with second and fifth-round choices for Cowboys' second and sixth-round choices.				
4.	TONY TOLBERT	DE	Texas-El Paso	85
5.	(A) KEITH JENNINGS	TE	Clemson	113
5.	(B) WILLIS CROCKETT	LB	Georgia Tech	119
Choice from L.A. Raiders along with second and third-round choices for Cowboys' second and sixth-round choices.				
5.	(C) JEFF ROTH	DT	Florida	125
Choice from Denver for Tony Dorsett.				
6.	No Choice	- Traded to L.A. Raiders along with second-round choice for Raiders' second, third and fifth-round choices.		
7.	KEVIN PETERSON	LB	Northwestern	168
8.	CHARVEZ FOGER	RB	Nevada-Reno	196
9.	TIM JACKSON	DB	Nebraska	224
10.	ROD CARTER	LB	Miami, Fla.	252
11.	RANDY SHANNON	LB	Miami, Fla.	280
12.	SCOTT ANKROM	WR	Texas Christian	308

1990

(Drafted 1st)

Rd.	Player	Pos.	College	Sel. #
1.	(A) No Choice	- Used to select Steve Walsh in the 1989 supplemental draft.		
1.	(B) EMMITT SMITH	RB	Florida	17
Choice from Pittsburgh for first-round choice obtained from Minnesota and third-round choice obtained from San Francisco.				
2.	ALEXANDER WRIGHT	WR	Auburn	26
3.	(A) No Choice	- Traded to Minnesota in Herschel Walker deal.		
3.	(B) JIMMIE JONES	DT	Miami	64
Choice from New England along with sixth and eighth-round choices for third-round choice obtained from Denver, fifth-round choice obtained from Miami and Cowboys' seventh-round choice.				
4.	No Choice	- Traded to Denver along with Kevin Brooks for third-round choice.		
5.	(A) No Choice	- Traded to Washington for Dean Hamel.		
5.	(B) STAN SMAGALA	CB	Notre Dame	123
Choice from L.A. Raiders for sixth-round choice obtained from Minnesota, eighth-round choice obtained from New England, ninth-round choice obtained from Seattle, 10th-round choice obtained from Indianapolis and 11th-round choice obtained from San Francisco.				
6.	No Choice	- Traded to San Diego along with sixth-round choice obtained from New England and sixth-round choice obtained from N.Y. Giants for San Diego's third-round choice in 1991.		
7.	No Choice	- Traded to New England along with third-round choice obtained from Denver and fifth-round choice obtained from Miami for New England's third, sixth and eighth-round choices.		
8.	No Choice	- Traded to Detroit for Paul Palmer.		
9.	KENNETH GANT	CB	Albany State	221
10.	No Choice	- Traded to Minnesota in Herschel Walker deal.		
11.	DAVE HARPER	LB	Humboldt State	277
12.	No Choice	- Used to select Mike Lowman in the 1989 supplemental draft.		

1991

(Drafted Alternately 13th and 14th)

Rd.	Player	Pos.	College	Sel. #
1.	(A) RUSSELL MARYLAND	DT	DT	1
Choice from New England for first-round choice obtained from Minnesota, second-round choice, Ron Francis, David Howard and Eugene Lockhart.				
1.	(B) ALVIN HARPER	WR	Tennessee	12
2.	(A) DIXON EDWARDS	LB	Michigan State	37
Choice from Detroit for first-round choice obtained from Washington.				
2.	(B) No Choice	- To New England along with first-round choice obtained from Minnesota, Ron Francis, David Howard and Eugene Lockhart for New England's first-round choice.		
3.	(A) GODFREY MYLES	LB	Florida	62
Choice obtained from San Diego for 1990 draft choices.				
3.	(B) JAMES RICHARDS	G	California	64
Choice obtained from Detroit for first-round choice obtained from Washington.				
3.	(C) No Choice	- Traded to Minnesota in Herschel Walker deal.		
3.	(D) ERIK WILLIAMS	T	Central St. (OH)	70
Choice obtained from New Orleans in Steve Walsh trade.				
4.	(A) CURVIN RICHARDS	RB	Pittsburgh	97
4.	(B) BILL MUSGRAVE	QB	Oregon	106
Choice obtained from Kansas City in Steve Pelluer trade.				
4.	(C) TONY HILL	DE	Tenn.-Chattanooga	108
Choice obtained from Detroit for first-round choice obtained from Washington.				
4.	(D) KEVIN HARRIS	DE	Texas Southern	110
Choice obtained from New England for first-round pick obtained from Minnesota.				
5.	(A) No Choice	- Traded to L.A. Raiders for John Gesek.		
5.	(B) DARRICK BROWNLOW	LB	Illinois	132
Choice from Washington for first-round choice obtained from New England.				
6.	MIKE SULLIVAN	OL	Miami	153
7.	(A) LEON LETT	DE	Emporia (KS) St.	173
Choice from Denver for Dave Widale.				
7.	(B) No Choice	- Traded to L.A. Raiders for Dale Hellestrae.		
8.	No Choice	- Traded to Phoenix for Rob Awalt.		
9.	DAMON MAYS	WR	Missouri	235
10.	SEAN LOVE	G	Penn State	264
11.	TONY BOLES	RB	Michigan	291
12.	LARRY BROWN	CB	Tex. Christian	320

1992

(Drafted Alternately 24th, 23rd, 22nd, 21st)

Rd.	Player	Pos.	College	Sel. #
1.	(A) KEVIN SMITH	CB	Texas A&M	17
Choice from Atlanta along with fifth-round choice for first and fourth-round choices obtained from New England.				
1.	(B) ROBERT JONES	LB	East Carolina	24
2.	(A) JIMMY SMITH	WR	Jackson State	36
Choice from Cleveland along with fifth-round choice for second-round choice obtained from New Orleans, eighth-round choice obtained from Denver and the Cowboys' third, sixth and twelfth-round choices.				
2.	(B) DARREN WOODSONS	Arizona State	37	
Choice from New England along with first and fourth-round choices for first and third-round choices obtained from Minnesota.				
2.	(C) No Choice	- Traded to Atlanta along with eighth-round choice for Tony Casillas.		
3.	(A) CLAYTON HOLMES	CB	Carson-Newman	58
Choice from Washington along with second-round choice for second and third-round choices obtained from Kansas City.				
3.	(B) No Choice	- Traded to Cleveland along with second-round choice obtained from New Orleans, eighth-round choice obtained from Denver and the Cowboys' sixth and twelfth-round choices for second and fifth-round choices.		
3.	(C) JAMES BROWN	T	Virginia State	82
Choice from Detroit along with fourth and ninth-round choices for second-round choice obtained from Washington.				
4.	(A) No Choice	- Traded to L.A. Raiders for Steve Beuerlein.		
4.	(B) TOM MYSLINSKI	G	Tennessee	109
Choice from Detroit along with third and ninth-round choices for second-round choice obtained from Washington.				
5.	(A) GREG BRIGGS	S	Texas Southern	120
Choice from Atlanta along with first-round choice for first and fourth-round choices obtained from New England.				

BOLD Indicates Made Active Roster

5. (B) **ROD MILSTEAD**.....G.....Delaware State..... 121
Choice from Cleveland along with second-round choice for second-round choice obtained from New Orleans, eighth-round choice obtained from Denver and the Cowboys' third, sixth, and twelfth-round choices.
5. (C) No Choice - Traded to Houston along with second-round choice in 1991 obtained from Minnesota for Alonzo Highsmith.
6. (A) **FALLON WACASEY**.....TE.....Tulsa..... 149
Choice from New England for Jesse Solomon.
6. (B) No Choice - Traded to Cleveland along with second-round choice obtained from New Orleans, eighth-round choice obtained from Denver and the Cowboys' third and twelfth-round choices for second and fifth-round choices.
7. No Choice - Traded to L.A. Raiders for Garry Lewis.
8. No Choice - Traded to Atlanta along with second-round choice for Tony Casillas.
9. (A) **NATE KIRTMAN**.....S.....Pomona-Pitzer..... 248
9. (B) **CHRIS HALL**.....S.....East Carolina..... 250
Choice from Detroit along with third and fourth-round choices for second-round choice obtained from Washington.
10. **JOHN TERRY**.....G.....Livingstone College..... 275
11. **TIM DANIEL**.....WR.....Florida A&M..... 302
12. (A) **DONALD HARRIS**.....S.....Texas Tech..... 317
Choice from New England for Rich Gicewicz.
12. (B) No Choice - Traded to Cleveland along with second-round choice obtained from New Orleans, the Cowboys' third and sixth-round choices and the eighth-round choice obtained from Denver for second and fifth-round choices.

1993

(Drafted 28th)

Rd.	Player	Pos.	College	Sel. #
-----	--------	------	---------	--------

1. No Choice - Traded to Green Bay along with fourth-round choice for two seconds, a fourth and an eighth-round choice.
2. (A) **KEVIN WILLIAMS**.....WR.....Miami, Fla..... 46
Choice from Green Bay along with second, fourth and eighth-round choices for first and fourth-round choices.

1993 (cont.)

2. (B) **DARRIN SMITH**.....LB.....Miami, Fla..... 54
Choice from Green Bay along with second, fourth and eighth-round choices for first and fourth-round choices.
2. (C) No Choice - Traded to San Francisco along with third-round choice in 1994 for Charles Haley.
3. **MIKE MIDDLETON**.....S.....Indiana..... 84
4. (A) **DERRICK LASSIC**.....RB.....Alabam..... 94
Choice from Green Bay along with two second-round choices and an eighth-round choice for first and fourth-round choices.
4. (B) **RON STONE**.....T.....Boston College..... 96
Choice from L.A. Raiders for Alexander Wright.
4. (C) No Choice - Traded to Green Bay along with first-round choice for two second, a fourth and eighth round choices.
5. No Choice - Traded to Pittsburgh for Thomas Everett.
6. **BARRY MINTER**.....LB.....Tulsa..... 168
7. **BROCK MARION**.....S.....Nevada-Reno..... 196
8. (A) **DAVE THOMAS**.....CB.....Tennessee..... 203
Choice from Tampa Bay for Gary Lewis and an eighth-round choice.
8. (B) **REGGIE GIVENS**.....S.....Penn State..... 213
Choice from Green Bay along with two second-round choices and a fourth-round choice for first and fourth-round choices.
8. (C) No Choice - Traded to Tampa Bay along with Gary Lewis for an eighth-round choice.

1994

(Drafted 28th)

Rd.	Player	Pos.	College	Sel. #
-----	--------	------	---------	--------

1. (A) **SHANTE CARVER**.....DE.....Arizona State..... 23
Choice from San Francisco along with seventh-round choice for Cowboys' first and second-round choices.
1. (B) No Choice - Traded to San Francisco along with second-round choice for first and seventh-round choice.
2. (A) **LARRY ALLEN**.....OL.....Sonoma State..... 46
Compensatory choice
2. (B) No Choice - Traded to San Francisco along with first-round choice for first and seventh-round choice.
3. (A) No Choice - Traded to San Francisco along with second-round choice in 1993 for Charles Haley.

BOLD Indicates Made Active Roster

3. (B) **GEORGE HEGAMIN**.....T.....North Carolina State..... 102
Compensatory choice
4. (A) **WILLIE JACKSON**.....WR.....Florida..... 109
Choice from Tampa Bay in Thomas Everett trade.
4. (B) **DEWAYNE DOTSON**.....LB.....Mississippi..... 131
5. No Choice - Traded to L.A. Raiders along with seventh-round choice obtained from San Francisco for Elvis Patterson and L.A. Raiders seventh-round choice.
6. (A) No Choice - Traded to L.A. Rams for Jim Price.
6. (B) **DARREN STUDSTILL**.....DB.....West Virginia..... 191
Choice from L.A. Rams for fourth-round choice in 1995.
7. (A) **TODDRICK McINTOSH**.....DL.....Florida State..... 216
Choice from L.A. Raiders along with Elvis Patterson for Cowboys' fifth-round choice and seventh-round choice obtained from San Francisco.
7. (B) No Choice - Traded to New England for Hugh Millen.

1995

(Drafted Alternately 28th and 27th)

Rd.	Player	Pos.	College	Sel. #
-----	--------	------	---------	--------

1. (A) No Choice - Traded to Tampa Bay for two second-round choices.
2. (A) **SHERMAN WILLIAMS**.....RB.....Alabama..... 46
Choice from Atlanta along with fourth-round choice for a second-round choice obtained from Tampa Bay.
2. (B) **KENDELL WATKINS**.....TE.....Mississippi State..... 59
2. (C) **SHANE HANNAH**.....G.....Michigan State..... 63
Choice from Tampa Bay along with second-round choice for first-round choice.
3. **CHARLIE WILLIAMS**.....S.....Bowling Green..... 92
4. (A) **ERIC BJORNSON**.....TE.....Washington..... 110
Choice from Atlanta along with second-round choice for a second-round choice obtained from Tampa Bay.
4. (B) No Choice - Traded to St. Louis for 1994 sixth-round choice.
4. (C) **ALUNDIS BRICE**.....CB.....Mississippi..... 129
Compensatory choice
4. (D) **LINC HARDEN**.....LB.....Oklahoma State..... 130
Compensatory choice
5. (A) No Choice - Used to select John Davis in the 1994 supplemental draft.
5. (B) **EDWARD HERVEY**.....WR.....Southern Cal..... 166
Compensatory choice
5. (C) **DANA HOWARD**.....LB.....Illinois..... 168
Compensatory choice
6. No Choice - Traded to Chicago along with Vinson Smith and Barry Minter for Kelly Blackwell, Markus Paul and John Roper.
7. **OSCAR STURGIS**.....DE.....North Carolina..... 236

1996

(Drafted 30th)

Rd.	Player	Pos.	College	Sel. #
-----	--------	------	---------	--------

1. No Choice - Traded to Washington for a second and third-round choice.
2. (A) **KAVIKA PITTMAN**.....DE.....McNeese State..... 37
Choice from Washington along with third-round choice for first-round choice.
2. (B) **RANDALL GODFREY**.....LB.....Georgia..... 49
Choice from Miami for second-round choice and fourth-round choice obtained from N.Y. Giants as compensation for signing Ron Stone.
2. (C) No Choice - Traded to Miami along with fourth-round choice obtained from N.Y. Giants as compensation for signing of Ron Stone for second-round choice.
3. (A) **CLAY SHIVER**.....C.....Florida State..... 67
Choice from Washington along with second-round choice for first-round choice.
3. (B) No Choice - Used to select Darren Benson in the 1995 supplemental draft.
3. (C) **STEFFRET WILLIAMS**.....WR.....N.E. Louisiana..... 94
Compensatory choice
3. (D) **MIKE ULUFALE**.....DL.....Brigham Young..... 95
Compensatory choice
4. No Choice - Traded to Atlanta along with fifth-round choice for Roger Harper.
5. (A) **KENNETH McDANIEL**.....G.....Norfolk State..... 157
Choice from Baltimore for fourth-round choice in 1997.
5. (B) No Choice - Traded to Atlanta along with fourth-round choice for Roger Harper.

5. (C) ALAN CAMPOS	LB	Louisville	167
Compensatory choice			
6. (A) No Choice - Traded to Chicago for Jim Schwartz			
6. (B) WENDELL DAVIS	CB	Oklahoma	207
Compensatory choice			
7. RYAN WOOD	FB	Arizona State	243

1997

(Drafted Alternately 25th, 24th, 23rd, 22nd)

Rd.	Player	Pos.	College	Sel. #
1.	(A) DAVID LaFLEUR	TE	Louisiana State	22
Choice from Philadelphia for first-round choice, fifth-round choice and third-round choice in 1998.				
1.	(B) No Choice - Traded to Philadelphia along with fifth-round choice and third-round choice in 1998 for first-round choice.			
2.	No Choice - Traded to Detroit for third and fourth-round choices.			
3.	(A) DEXTER COAKLEY	LB	Appalachian State	65
Choice from Detroit along with fourth-round choice for second-round choice.				
3.	(B) STEVE SCIFRES	G/T	Wyoming	83
3.	(C) KENNY WHEATON	CB	Oregon	94
Compensatory Choice				
4.	(A) ANTONIO ANDERSON	DT	Syracuse	101
Choice from Detroit along with third-round choice for second-round choice.				
4.	(B) No Choice - Traded to Baltimore for 1996 fifth-round choice.			
4.	(C) MACEY BROOKS	WR	James Madison	127
Compensatory Choice				
4.	(D) NICKY SUALUA	FB	Ohio State	129
Compensatory Choice				
5.	No Choice - Traded to Philadelphia along with first-round choice and third-round choice in 1998 for first-round choice.			
6.	LEE VAUGHN	CB	Wyoming	187
7.	OMAR STOUTMIRE	S	Fresno State	224

1998

(Drafted Alternately 8th, 7th, 9th)

Rd.	Player	Pos.	College	Sel. #
1.	GREG ELLIS	DE	North Carolina	8
1.	FLOZELL ADAMS	T	Michigan State	38
3.	No Choice - Traded to Philadelphia along with first-round choice and fifth-round choice in 1997 for first-round choice in 1997.			
4.	MICHAEL MYERS	DL	Alabama	100
5.	(A) DARREN HAMBRICK	LB	South Carolina	130
5.	(B) OLIVER ROSS	OL	Iowa State	138
Choice from Seattle for sixth and seventh-round choices in 1998.				
6.	(A) No Choice - Traded to Seattle along with seventh-round choice for fifth-round choice.			
6.	(B) IZELL REESE	S	Alabama-Birmingham	188
Compensatory Choice				
7.	(A) No Choice - Traded to Seattle along with sixth-round choice for fifth-round choice.			
7.	(B) TARIK SMITH	RB	California	223
Compensatory Choice.				
7.	(C) ANTONIO FLEMING	G	Georgia	227
Compensatory Choice				
7.	(D) ROD MONROE	TE	Cincinnati	237
Compensatory Choice				

1999

(Drafted Alternately 22nd, 23rd, 24th)

Rd.	Player	Pos.	College	Sel. #
1.	(A) EBENEZER EKUBAN	DE	North Carolina	20
1.	(B) No Choice - Traded to Seattle along with fifth round choice obtained from Carolina as compensation for the signing of Patrick Jeffers for first round choice.			
2.	SOLOMON PAGE	T	West Virginia	55
3.	DAT NGUYEN	LB	Texas A&M	85
4.	(A) WANE MCGARITY	WR	Texas	118
4.	(B) PEPPI ZELLNER	DE	Fort Valley State	132
Compensatory Choice				

5.	No Choice - Traded to Denver for past considerations.			
6.	MARTAY JENKINS	WR	Nebraska-Omaha	193
7.	(A) MIKE LUCKY	TE	Arizona	229
7.	(B) KELVIN GARMON	OL	Baylor	243
Compensatory Choice				

2000

(Drafted Alternately 19th, 18th, 17th, 16th, 15th, 14th, 13th)

1.	No Choice - Traded to Seattle along with first-round choice in 2001 for Joey Galloway.			
2.	DWAYNE GOODRICH	CB	Tennessee	49
3.	No Choice - Traded to Seattle for James McKnight.			
4.	KAREEM LARRIMORE	CB	West Texas A&M	109
5.	MICHAEL WILEY	RB	Ohio State	144
6.	MARIO EDWARDS	CB	Florida State	180
7.	ORANTES GRANT	LB	Georgia	219

2001

(Drafted Alternately 7th, 6th, 8th)

Rd.	Player	Pos.	College	Sel. #
1.	No Choice - Traded to Seattle along with first-round choice in 2000 for Joey Galloway.			
2.	(A) No Choice - Traded to Indianapolis for second-round and third-round draft choices.			
2.	(B) QUINCY CARTER	CB	Georgia	53
Choice from New Orleans for third-round draft choice and third-round draft choice obtained from Indianapolis.				
2.	(C) TONY DIXON	S	Alabama	56
Choice from Miami along with fourth-round draft choice for second-round draft choice obtained from Indianapolis.				
3.	(A) No Choice - Traded to New Orleans along with third-round draft choice obtained from Indianapolis for second-round draft choice.			
3.	(B) WILLIE BLADE	DT	Mississippi St.	93
Compensatory Choice				
4.	(A) No Choice - Traded to Atlanta along with seventh-round choice in 2002 for O.J. Santiago.			
4.	(B) MARKUS STEELE	LB	Southern California	122
Choice from Miami along with second-round choice for second-round choice.				
5.	MATT LEHR	G	Virginia Tech	137
6.	DALERGY STEWART	DT	Southern Mississippi	171
7.	(A) COLSTON WEATHERINGTON	DE	Central Missouri St.	207
7.	(B) JOHN NIX	DT	Southern Mississippi	240
Compensatory Choice				
7.	(C) CHAR-RON DORSEY	T	Florida State	242
Compensatory Choice				

2002

(Drafted Alternately 6th, 5th, 7th)

Rd.	Player	Pos.	College	Sel. #
1.	(A) No Choice - Traded to Kansas City for first and third round choices in 2002 and sixth round choice in 2003.			
1.	(B) ROY WILLIAMS	S	Oklahoma	8
Choice from Kansas City along with third round choice in 2002 and sixth round choice in 2003 for first round choice.				
2.	(A) ANDRE GURDUE	G	Colorado	37
2.	(B) ANTONIO BRYANT	WR	Pittsburgh	63
Choice from Chicago along with fourth round choice for third, fourth and fifth round choices.				
3.	No Choice - Traded to Chicago along with fourth and fifth round choices for second and fourth round choices.			
3.	DEREK ROSS	CB	Ohio State	75
Choice from Kansas City along with first round choice in 2002 and sixth round choice in 2003 for first round choice.				
4.	(A) No Choice - Traded to Chicago along with third and fifth round choices for second and fourth round choices.			
4.	(B) JAMAR MARTIN	FB	Ohio State	129
Choice from Chicago along with second round choice for third, fourth and fifth round choices.				
5.	(A) No Choice - Traded to Chicago along with third and fourth round choices for second and fourth round choices.			

BOLD Indicates Made Active Roster

- 5. (B) PETE HUNTERCBVirginia Union168
Choice from New England for seventh round choice in 2002
obtained from Miami and fifth round choice in 2003.
- 6. (A) TYSON WALTERTOhio State179
- 6. (B) DeVEREN JOHNSON_W.RSacred Heart208
Compensatory Choice
- 6. (C) BOB SLOWIKOWSKITEVirginia Tech211
Compensatory Choice
- 7. No Choice - Traded to Atlanta along with fourth round choice
in 2001 for O.J. Santiago.

2003

(Drafted alternately 5th and 6th)

Rd. Player	Pos.	College	Sel. #
1. TERENCE NEWMAN	CB	Kansas State	5
2. AL JOHNSON	C	Wisconsin	38
3. JASON WITTEN	TE	Tennessee	69
4. BRADIE JAMES	LB	Louisiana State	103
5. No Choice - Traded to New England along with seventh- round choice in 2002 obtained from Miami for fifth-round choice in 2002.			
6. (A) B.J. TUCKER	CB	Wisconsin	178
6. (B) ZURIEL SMITH	WR	Hampton	186
Choice from Kansas City along with first- and third- round choices in 2002 for first-round choice in 2002.			
7. JUSTIN BATES	G	Colorado	219

2004

(Drafted alternately 22nd, 21st, 20th, 25th, 24th, 23rd)

Rd. Player	Pos.	College	Sel. #
1. No Choice - Traded to Buffalo for second and fifth round choices in 2004 and first round choice in 2005.			
2. (A) JULIUS JONES	RB	Notre Dame	43
Choice from Buffalo along with fifth round choice and first round choice in 2005 for first round choice.			
2. (B) JACOB ROGERS	T	Southern Cal	52
3. STEPHEN PETERMAN	G	Louisiana State	83
4. BRUCE THORNTON	CB	Georgia	121

2004 (cont.)

5. (A) SEAN RYAN	TE	Boston College	144
Choice from Buffalo along with second round choice and first round choice in 2005 for first round choice.			
5. (B) No Choice - Traded to New Orleans for sixth and seventh round choices.			
6. No Choice - Traded to Green Bay for Terry Glenn			
7. (A) NATHAN JONES	CB	Rutgers	205
Choice from Oakland along with another seventh round choice for sixth round choice.			
7. (B) PATRICK CRAYTON	WR	NW Oklahoma	216
Choice from Tampa Bay along with Darian Barnes for seventh round choice.			
7. (C) JACQUES REEVES	CB	Purdue	223
Choice from Oakland along with another seventh round choice for a sixth round choice. Pick was originally traded by Dallas to Oakland for Kenyon Coleman.			

2005

(Drafted alternately 11th, 10th, 9th, 8th, 12th)

Rd. Player	Pos.	College	Sel. #
1. (A) DEMARCUS WARE	DE	Troy	11
1. (B) MARCUS SPEARS	DE	Louisiana State	20
Choice from Buffalo along with second and fifth round choices in 2004 for first round choice in 2004.			
2. KEVIN BURNETT	LB	Tennessee	42
No Choice - Traded to Houston for Drew Henson			
4. (A) MARION BARBER III	RB	Minnesota	109
4. (B) CHRIS CANTY	DE	Virginia	132
Choice from Philadelphia along with sixth round choice in 2006 or fifth round choice in 2005 and fourth round choice in 2006.			
5. No Choice - Traded to Philadelphia along with fourth round choice in 2006 for fourth round choice in 2005 and sixth round choice in 2006.			
6. (A) No Choice - Traded to Oakland along with seventh round choice in 2004 for Kenyon Coleman.			

- 6. (B) JUSTIN BERIAULTSBall State208
Compensatory Choice
- 6. (C) ROB PETITTITPittsburgh209
Compensatory Choice
- 7. JAY RATLIFFDTAuburn224

2006

(Drafted alternately 18th, 17th, 16th, 19th)

Rd. Player	Pos.	College	Sel. #
1. BOBBY CARPENTER	LB	Ohio State	18
2. (A) No Choice - Traded to N.Y. Jets for second, sixth and seventh round choices.			
2. (B) ANTHONY FASANO	TE	Notre Dame	53
Choice from N.Y. Jets along with sixth and seventh round choices for second round choice.			
3. (A) No Choice - Traded to Jacksonville for third and fourth round choices.			
3. (B) JASON HATCHER	DE	Grambling	92
Choice from Jacksonville along with fourth round choice for third round choice.			
4. (A) No Choice - Traded to Philadelphia along with fifth round choice in 2005 for fourth round choice in 2005 and sixth round choice in 2006.			
4. (B) SKYLER GREEN	WR	Louisiana State	125
Choice from Jacksonville along with third round choice for third round choice.			
5. (A) PAT WATKINS	S	Florida State	138
Choice from N.Y. Jets for fifth and sixth round choices.			
5. (B) No Choice - Traded to N.Y. Jets along with sixth round choice for fifth round choice.			
6. (A) MONTAVIOUS STANLEY	DT	Louisville	182
Choice from Philadelphia along with fourth round choice in 2005 for fifth round choice in 2005 and fourth round choice in 2006.			
6. (B) No Choice - Traded to Kansas City for Scott Fujita.			
7. (A) PAT McQUISTAN	T	Weber State	211
Choice from N.Y. Jets along with second and sixth round choices for second round choice.			
7. (B) E.J. WHITLEY	G	Texas Tech	224

2007

(Drafted alternately 22nd, 21st, 24th, 23rd)

Rd. Player	Pos.	College	Sel. #
1. (A) No Choice - Traded to Cleveland for second round choice and first round choice in 2008.			
1. (B) ANTHONY SPENCER	DE	Purdue	26
Choice from Philadelphia for second round choice from Cleveland and third and fifth round choices.			
2. No Choice - Traded to Cleveland along with sixth round choice for third, fourth and sixth round choices.			
3. (A) JAMES MARTEN	T	Boston College	67
Choice from Cleveland along with fourth and sixth round choices for second and sixth round choices.			
3. (B) No Choice - Traded to Philadelphia along with second round choice from Cleveland and fifth for first round choice.			
4. (A) ISAIAH STANBACK	WR	Washington	103
Choice from Cleveland along with third and sixth round choices for second and sixth round choices.			
4. (B) DOUG FREE	T	Northern Illinois	122
No Choice - Traded to Philadelphia along with second round choice from Cleveland and third for first round choice.			
6. (A) NICK FOLK	K	Arizona	178
Choice from Cleveland along with third and fourth round choices for second and sixth round choices.			
6. (B) DEON ANDERSON	FB	Connecticut	195
Choice reacquired from Cleveland for sixth round choice from N.Y. Jets in Pete Hunter trade and seventh round choice.			
7. (A) COURTNEY BROWN	CB	Cal Poly	212
Choice from N.Y. Jets for Sean Ryan.			
7. (B) No Choice - Traded to Cleveland along with sixth round choice for sixth round choice.			
7. (C) ALAN BALL	CB	Illinois	237
Choice from New Orleans for Scott Shanle.			

BOLD Indicates Made Active Roster

Cowboys and Free Agency

1989

PLAN B

PLAYERS SIGNED (5):

C Eric Coyle
(from Washington)
DB Ray Horton
(from Cincinnati)
TE Anthony Jones
(from San Diego)
LB Eric Naposki
(from New England)
RB Kevin Scott
(from San Diego)

PLAYERS LOST (6):

C Bob Brotzki
(by Atlanta)
TE Doug Costie
(by Denver)
RB Mark Higgs
(by Philadelphia)
LB Garth Jax
(by Phoenix)
WR Mike Sherrard
(by San Francisco)
QB Kevin Sweeney
(by San Francisco)

1990

PLAN B

PLAYERS SIGNED (16):

FB Tommie Agee
(from Kansas City)
T Louis Cheek
(from Miami)
LB Terrence Cocks
(from New England)
DB Antonio Gibson
(by San Francisco)
WR Rod Harris
(from New Orleans)
OL Greg Johnson
(from Miami)
LB Walter Johnson
(from New Orleans)
RB Keith Jones
(from Cleveland)
WR Dennis McKinnon
(from Chicago)
TE Jay Novacek
(from Phoenix)
DE Lybrant Robinson
(from Washington)
G Tony Slaton
(from L.A. Rams)
LB Vinson Smith
(from Pittsburgh)
DE Anthony Spears
(from Houston)
S James Washington
(from L.A. Rams)
WR Mike Williams
(from Detroit)

PLAYERS LOST (4):

WR Cornell Burbage
(by Minnesota)
WR Bernard Ford
(by Houston)
RB Paul Palmer
(by Cincinnati)
C Bob White
(by New England)

1991

PLAN B

PLAYERS SIGNED (4):

DB Odie Harris
(from Tampa Bay)
TE Craig Hudson
(from Green Bay)
TE Alfredo Roberts
(from Kansas City)
OL Alan Veingard
(from Green Bay)

PLAYERS LOST (2):

G Crawford Ker
(by Denver)
FB Robert Perryman
(by Denver)

1992

PLAN B

PLAYERS SIGNED (4):

LB Bernard Clark
(from Cincinnati)
G/C Frank Cornish
(from San Diego)
K Brad Daluso
(from Buffalo)
CB Brian Mitchell
(from Atlanta)

PLAYERS LOST (6):

TE Rob Awalt
(by Denver)
LB Darrick Brownlow
(by Buffalo)
LB Jack Del Rio
(by Minnesota)
CB Manny Hendrix
(by San Francisco)
S Stan Smagala
(by Pittsburgh)
K Ken Willis
(by Tampa Bay)

1993

PLAYERS SIGNED (0):

PLAYERS LOST (2):

QB Steve Beuerlein
(by Phoenix)
WR Kelvin Martin
(by Seattle)

1994

PLAYERS SIGNED (2):

G Derek Kennard
(from New Orleans)
QB Rodney Peete
(from Detroit)

PLAYERS LOST (8):

DT Tony Casillas
(by Kansas City)
G/C Frank Cornish
(by Minnesota)
G John Gesek
(by Washington)
G/T Kevin Gogan
(by L.A. Raiders)
DT Jimmie Jones
(by L.A. Rams)

QB Bernie Kosar
(by Miami)
K Eddie Murray
(by Philadelphia)
LB Ken Norton
(by San Francisco)

1995

PLAYERS SIGNED (3):

C Ray Donaldson
(from Seattle)
RB David Lang
(from St. Louis)
CB Deion Sanders
(from San Francisco)

PLAYERS LOST (11):

LB Darrick Brownlow
(by Washington)
G/C Frank Cornish
(by Jacksonville)
TE Scott Galbraith
(by Washington)
S Kenneth Gant
(by Tampa Bay)
WR Alvin Harper
(by Tampa Bay)
DE Jim Jeffcoat
(by Buffalo)
QB Rodney Peete
(by Philadelphia)
C Mark Stepnoski
(by Houston)
RB Blair Thomas
(by Atlanta)
LB Matt Vanderbeek
(by Washington)
S James Washington
(by Washington)

1996

PLAYERS SIGNED (2):

LB Fred Strickland
(from Green Bay)
CB Robert Bailey
(by Miami)

PLAYERS LOST (5):

CB Larry Brown
(by Oakland)
LB Dixon Edwards
(by Minnesota)
LB Robert Jones
(by St. Louis)
DT Russell Maryland
(by Oakland)
G/T Ron Stone*
(by N.Y. Giants)

1997

PLAYERS SIGNED (0):

PLAYERS LOST (6):

K Chris Boniol*
(by Philadelphia)
P John Jett
(by Detroit)
LB Godfrey Myles
(by Denver)
LB Jim Schwantz*
(by San Francisco)
LB Darrin Smith
(by Philadelphia)
S George Teague
(by Miami)

1998

PLAYERS SIGNED (1):

G Everett McIver
(from Miami)

PLAYERS LOST (3):

G/C John Flannery
(by St. Louis)
G/T George Hegamin
(by Philadelphia)
S Brock Marion
(by Miami)

1999

PLAYERS SIGNED (2):

WR Raghbi Ismail
(from Carolina)
C Mark Stepnoski
(from Tennessee)

PLAYERS LOST (3):

WR Patrick Jeffers*
(by Carolina)
C Clay Shiver
(by Denver)
DT Arlie Smith
(by Kansas City)

2000

PLAYERS SIGNED (4):

LB Joe Bowden
(from Tennessee)
TE Jackie Harris
(from Tennessee)
QB Paul Justin
(from St. Louis)
CB Ryan McNeil
(from Cleveland)

PLAYERS LOST (8):

TE Eric Bjornson
(by New England)
RB Robert Chancey*
(by San Diego)
QB Jason Garrett
(by N.Y. Giants)
LB Randall Godfrey
(by Tennessee)
P Toby Gowin*
(by New Orleans)
LB Lemanski Hall
(by Minnesota)
G/C Tom Myslinski
(by Pittsburgh)
DE Kavika Pittman
(by Denver)

2001

PLAYERS SIGNED (0):

PLAYERS LOST (3):

QB Randall Cunningham
(by Baltimore)
DT Leon Lett
(by Denver)
WR James McKnight
(by Miami)

*Restricted Free Agent

2002**PLAYERS SIGNED (4):**

DT La'Roi Glover
(from New Orleans)
LB Kevin Hardy
(from Jacksonville)
TE Jeff Robinson
(from St. Louis)
CB Bryant Westbrook
(Detroit)

PLAYERS LOST (1):

S Izei Reese
(by Denver)

2003**PLAYERS SIGNED (6):**

FB Richie Anderson
(from N.Y. Jets)
TE Dan Campbell
(from N.Y. Giants)
P Toby Gowin
(from New Orleans)

CB Donald Mitchell
(from Tennessee)
LB Al Singleton
(from Tampa Bay)
T Ryan Young
(from Houston)

PLAYERS LOST (3):

LB Kevin Hardy
(by Cincinnati)
DT Brandon Noble
(by Washington)
DE Peppi Zellner
(by Washington)

2004**PLAYERS SIGNED (0):****PLAYERS LOST (2):**

CB Mario Edwards
(by Tampa Bay)
DE Ebenezer Ekuban
(by Cleveland)

2005**PLAYERS SIGNED (4):**

DT Jason Ferguson
(from N.Y. Jets)
CB Anthony Henry
(from Cleveland)
G Marco Rivera
(from Green Bay)
RB Arlithony Thomas
(from Chicago)

PLAYERS LOST (0):**2006****PLAYERS SIGNED (6):**

LB Akin Ayodele
(from Jacksonville)
LB Rocky Boiman
(from Tennessee)
T Jason Fabini
(from N.Y. Jets)
TE Ryan Hannam
(from Seattle)

G Kyle Kosier
(from Detroit)
K Mike Vanderjagt
(from Indianapolis)

PLAYERS LOST (3):

TE Dan Campbell
(by Detroit)
LB Scott Fujita
(by New Orleans)
T Torrin Tucker*
(by Tampa Bay)

2007**PLAYERS SIGNED (2):**

T Leonard Davis
(from Arizona)
S Ken Hamlin
(from Seattle)

PLAYERS LOST (2):

LB Ryan Fowler
(by Tennessee)
C Al Johnson
(by Arizona)

2006 SEASON



The 2006 Season At A Glance

Jacksonville 24, Dallas 17

Alltel Stadium, September 10, 2006

Attendance: 67,164

The Dallas Cowboys fell to the Jacksonville Jaguars, 24-17, in the season opener at Alltel Stadium. The Cowboys defense came out strong forcing a punt on the Jaguars opening drive. The Dallas offense drove 70 yards in eight plays to take an early 7-0 lead. The defense proved stubborn again, forcing Jacksonville to a three-and-out. The Cowboys quickly upped their lead to 10-0, as Shaun Suisham nailed a 32-yard field goal. The teams traded punts to end the first quarter. Jacksonville got on the board midway through the second frame, as Josh Scobee connected on a 35-yard field goal. The Cowboys were forced to punt on their next possession but Roy Williams gave the offense the ball back by intercepting a Byron Leftwich pass at the Dallas 28-yard line. Dallas was unable to take advantage of the turnover, giving the ball back to Jacksonville when Rasheen Mathis intercepted Bledsoe's pass. The Jaguars took advantage of the miscue four plays later when Reggie Williams caught a six-yard touchdown from Leftwich to tie the game at 10-10 at halftime.

Dallas was held to a punt to open the third period while Jacksonville missed a 49-yard field goal on their first drive of the second half. The Cowboys drove to Jacksonville's 18-yard line before having to settle for a Suisham field goal attempt. The 36-yarder hit the right upright leaving the score knotted at 10-10 heading into the fourth. Jacksonville scored following the missed field goal as Leftwich dove three-yards into the end zone to take a 17-10 lead. The teams traded punts before Bledsoe was intercepted by Nick Greisen. The Jaguars were able to capitalize on the turnover as Fred Taylor scampered in from five yards out for the score and a 24-10 lead. The Cowboys answered as Bledsoe found Owens for the 21-yard score after a 51-yard hook-up with Glenn. The Cowboys attempted an onside kick which Jacksonville recovered, but the defense forced a punt. The Cowboys took over at their own 20-yard line with 0:51 seconds remaining, but their last second efforts were thwarted as Mike Peterson intercepted Bledsoe to seal the Jacksonville victory.

	1	2	3	4	Final
Cowboys.....	10	0	0	7	17
Jaguars.....	0	10	0	14	24

Cowboys - J. Jones 23 run (Suisham kick)
 Cowboys - FG Suisham 32
 Jaguars - FG Scobee 35
 Jaguars - R. Williams 6 pass from Leftwich (Scobee kick)
 Jaguars - Leftwich 3 run (Scobee kick)
 Jaguars - Taylor 5 run (Scobee kick)
 Cowboys - Owens 21 pass from Bledsoe (Suisham kick)

	Cowboys	Jaguars
First Downs.....	14	22
Total Net Yards.....	323	307
Net Yards Rushing.....	88	78
Net Yards Passing.....	235	229
Passes.....	33-16	34-23
Sacked/Yards.....	2/11	1/8
Passes Intercepted By.....	1	3
Punts-Average.....	5-53.2	6-44.0
Fumbles-Lost.....	0-0	1-0
Penalties-Yards.....	9-93	2-41
Time of Possession.....	25:48	34:12

Rushing

Cowboys - J. Jones, 17 for 72, 1 TD; Barber, 3 for 13; Bledsoe, 2 for 3.
 Jaguars - Taylor, 21 for 74, 1 TD; Jones-Drew, 2 for 8; Leftwich, 5 for 7; Toefield 3 for -5; M. Jones 1 for -6.

Passing

Cowboys - Bledsoe, 16-of-33, 246 yards, 1 TD, 3 INT.
 Jaguars - Leftwich, 23-of-34, 237 yards, 1 TD, 1 INT.

Receiving

Cowboys - Owens, 6 for 80, 1 TD; Glenn, 4 for 81; Witten, 3 for 33; Barber, 2 for 13; J. Jones, 1 for 39.
 Jaguars - R. Williams, 6 for 47, 1 TD; Taylor, 6 for 41; M. Jones 5 for 71; Wilford, 3 for 58; Wrightster, 3 for 20.

Dallas 27, Redskins 10

Texas Stadium, September 17, 2006

Attendance: 63,152

The Cowboys defeated the Washington Redskins 27-10 in their home opener to earn their first win of the season. The Dallas defense forced the Redskins to punt on their first possession. The offense took over at their 33-yard line and drove to the Washington eight, before settling for a 26-yard Mike Vanderjagt field goal. After forcing the Redskins to another three-and-out, Drew Bledsoe connected with Patrick Crayton for a four-yard touchdown and 10-0 advantage.

The second quarter opened with John Hall nailing a 39-yard field goal to put the Redskins on the board. The teams traded punts before Marion Barber added to the Cowboys lead, barreling in on fourth-and-goal from the one-yard line. Rock Cartwright returned the ensuing kickoff 100 yards for the score and quickly put the Redskins back in the game, 17-10. The last opponent to return a kickoff for a touchdown against Dallas was Green Bay's Robert Brooks, for 95 yards on October 3, 1993. The teams traded punts to end the half.

The teams traded punts on the first four possessions of the third period, but Washington gained an advantage when Julius Jones fumbled at the Dallas 28-yard line. Roy Williams then came up big for the Cowboys defense, picking off Mark Brunell at the Dallas one-yard line to end Washington's scoring threat.

The Cowboys offense drove 99-yards in six plays and extended their lead 24-10 to open the final frame when Terry Glenn hauled in a 40-yard scoring toss from Bledsoe. The Redskins were forced to punt on their next possession and Dallas closed out the scoring with a 50-yard Vanderjagt field goal. With his two touchdown tosses, Bledsoe tied Boomer Esiason for 13th place on the NFL's all-time passing touchdown list with 247. The Dallas defense recorded six sacks and did not allow a touchdown, their best showing since a six-sack game against Chicago on Nov. 25, 2004 where they did not allow an offensive touchdown either.

	1	2	3	4	Final
Redskins.....	0	10	0	0	10
Cowboys.....	10	7	0	10	27

Cowboys - FG Vanderjagt 26
 Cowboys - Crayton 4 pass from Bledsoe (Vanderjagt kick)
 Redskins - FG Hall 39
 Cowboys - Barber 1 rush (Vanderjagt kick)
 Redskins - Cartwright 100 kickoff return (Hall kick)
 Cowboys - Glenn 40 pass from Bledsoe (Vanderjagt kick)
 Cowboys - FG Vanderjagt 50

	Redskins	Cowboys
First Downs.....	16	22
Total Net Yards.....	245	367
Net Yards Rushing.....	93	138
Net Yards Passing.....	152	229
Passes.....	32-18	38-19
Sacked/Yards.....	6/45	1/8
Passes Intercepted By.....	0	1
Punts-Average.....	8-51.6	7-49.0
Fumbles-Lost.....	0-0	1-1
Penalties-Yards.....	11-117	9-90
Time of Possession.....	28:05	31:55

Rushing

Redskins - Betts, 11 for 40; Duckett, 5 for 24; Moss, 1 for 19; Brunell, 2 for 15; Randle El, 1 for -5.
 Cowboys - J. Jones, 20 for 94; Barber, 8 for 39, 1 TD; Thompson, 3 for 5.

Passing

Redskins - Brunell, 18-of-32, 197 yards, 1 INT.
 Cowboys - Bledsoe, 19-of-38, 237 yards, 2 TD.

Receiving

Redskins - Betts, 7 for 57; Moss, 4 for 69; Sellers, 2 for 28; Randle El, 2 for 8; Cooley, 1 for 23; Lloyd, 1 for 6; Fauria, 1 for 6.
 Cowboys - Glenn, 6 for 94, 1 TD; Witten, 4 for 45; Fasano, 3 for 39; Owens, 3 for 19; Crayton, 2 for 14, 1 TD; Barber, 1 for 26.

Dallas 45, Tennessee 14

LP Field, October 1, 2006

Attendance: 69,143

The Dallas Cowboys claimed their first road win of the season by defeating the Tennessee Titans 45-14. The Cowboys got off to a rocky start as Drew Bledsoe threw an interception on the game's opening drive. The Titans were able to cash in on the turnover with a 33-yard Rob Bironas field goal. The Cowboys answered with an 80-yard, 12-play drive that was capped off by a 13-yard Bledsoe-to-Terry Glenn touchdown toss. The defense forced the Titans into a three-and-out and the Dallas offense put together another touchdown drive - this one covering 55-yards in six plays - ending with another 13-yard Bledsoe-to-Glenn scoring toss. The first half came to a close with Mike Vanderjagt hitting the right upright on a 26-yard field goal attempt and Bironas nailing a 39-yard field goal to cut Tennessee's deficit to 14-6.

Aaron Glenn opened the third frame by picking off Vince Young with a diving interception at the Tennessee 48-yard line. Four plays later, Julius Jones found the end zone on a five-yard touchdown scamper, upping the Dallas lead to 21-6. After forcing the Titans to punt, Marion Barber rushed in from one-yard out to cap off a seven-play drive. The Titans answered with a touchdown as Young found Ben Troupe in the end zone for a 17-yard score. Young then rushed in for the two-point conversion, cutting the Cowboys lead to 28-14. Vanderjagt connected on a 43-yard field goal to open the final quarter of play before the defense forced the Titans to turn the ball over on downs. Dallas was then forced to punt for the first time. Following the punt, Bradie James intercepted Young and returned the theft 15 yards for his first career touchdown on his first career interception. Al Singleton forced a Young fumble on the next series, which was scooped up by Patrick Watkins and returned 53 yards to the Tennessee 11-yard line, setting up Tyson Thompson's first rushing touchdown of his career. Thompson scored on a seven-yard run up the middle to close out the scoring.

Philadelphia 38, Dallas 24

Lincoln Financial Field, October 8, 2006

Attendance: 69,268

The Dallas Cowboys could not overcome early mistakes as they fell 38-24 to the Philadelphia Eagles. Patrick Watkins forced a Brian Westbrook fumble that was recovered by Roy Williams at the Dallas 38-yard line on the second snap of the game. The Cowboys were forced to punt, but Matt McBriar fumbled the snap and covered it up at Dallas's 12-yard line. Two plays later, Westbrook rushed in from five yards out to give the Eagles an early lead. Darwin Walker sacked Drew Bledsoe, forcing a fumble that was recovered by Trent Cole at the Dallas 14-yard line on Dallas's next play from scrimmage. The Cowboys defense held tough and forced the Eagles to settle for a 27-yard David Akers field goal and a 10-0 advantage. The Cowboys offense put together a five-minute drive as Marion Barber cut the Dallas deficit to 10-7 with a two-yard touchdown dash. The Eagles were forced to punt for the first time on their next possession, but Bledsoe was intercepted by Brian Dawkins to give Philadelphia the ball at their 41-yard line. The teams traded punts before DeMarcus Ware gave the Cowboys a 14-10 lead by grabbing a McNabb fumble out of the air and returning it 69 yards to a touchdown following a Gregg Ellis sack. The Eagles answered as McNabb rushed in from one yard out. Bledsoe led Dallas on a 12-play 75-yard drive that he finished off with a seven-yard touchdown scramble to put the Cowboys back on top, 21-17, at halftime.

The third frame opened with the teams trading punts before McNabb hit Hank Baskett for an 87-yard touchdown strike and a 24-21 Philadelphia lead. The Cowboys tied the score to begin the fourth frame with a 39-yard Mike Vanderjagt field goal. The Eagles regained the lead with a 40-yard flea-flicker from McNabb-to-Reggie Brown. Bledsoe was intercepted by Lito Sheppard on their next possession, but the Dallas defense forced an Eagles punt. Dallas regained momentum in an effort to tie the game, driving to the Eagles six-yard line, but their attempt to tie was thwarted when Sheppard stepped in front of a Bledsoe pass in the end zone and returned it 102 yards for a touchdown to seal the win.

	1	2	3	4	Final
Cowboys	7	7	14	17	45
Titans	3	3	8	0	14

Titans - FG Bironas 33
Cowboys - Glenn 13 pass from Bledsoe (Vanderjagt kick)
Cowboys - Glenn 13 pass from Bledsoe (Vanderjagt kick)
Titans - FG Bironas 39
Cowboys - J. Jones 5 run (Vanderjagt kick)
Cowboys - Barber 1 run (Vanderjagt kick)
Titans - Troupe 17 pass from Young (Young run)
Cowboys - FG Vanderjagt 43
Cowboys - James 15 interception return (Vanderjagt kick)
Cowboys - Thompson 7 run (Vanderjagt kick)

	Cowboys	Titans
First Downs	23	16
Total Net Yards	396	229
Net Yards Rushing	217	78
Net Yards Passing	179	151
Passes	20-13	29-14
Sacked/Yards	0/0	2/4
Passes Intercepted By	2	3
Punts-Average	1-40.0	4-34.3
Fumbles-Lost	0-0	4-1
Penalties-Yards	5-61	5-55
Time of Possession	32:34	27:26

Rushing

Cowboys - J. Jones, 23 for 122, 1 TD; Barber, 9 for 55, 1 TD; T. Glenn, 1 for 22; Thompson, 5 for 18, 1 TD; Romo, 3 for 0.

Titans - White, 9 for 39; Brown, 12 for 33; Young, 5 for 3; Givens, 1 for 3.

Passing

Cowboys - Bledsoe, 13-of-20, 179 yards, 2 TD, 1 INT.
Titans - Young, 14-of-29, 155 yards, 1 TD, 2 INT.

Receiving

Cowboys - Owens, 5 for 88; T. Glenn, 5 for 54, 2 TD; Witten, 2 for 19; Barber, 1 for 18.

Titans - Wade, 3 for 45; Scaife, 3 for 40; Troupe, 3 for 39, 1 TD; Jones, 2 for 18; Bennett, 2 for 10; Givens, 1 for 3.

	1	2	3	4	Final
Cowboys	7	14	0	3	24
Eagles	10	7	7	14	38

Eagles - Westbrook 5 run (Akers kick)
Eagles - FG Akers 27
Cowboys - Barber 2 run (Vanderjagt kick)
Cowboys - Ware 69 fumble return (Vanderjagt kick)
Eagles - McNabb 1 run (Akers kick)
Cowboys - Bledsoe 7 run (Vanderjagt kick)
Eagles - Baskett 87 pass from McNabb (Akers kick)
Cowboys - FG Vanderjagt 39
Eagles - Brown 40 pass from McNabb (Akers kick)
Eagles - Sheppard 102 interception return (Akers kick)

	Cowboys	Eagles
First Downs	23	16
Total Net Yards	320	383
Net Yards Rushing	146	52
Net Yards Passing	174	331
Passes	38-18	33-18
Sacked/Yards	7/49	3/23
Passes Intercepted By	0	3
Punts-Average	6-52.5	8-40.8
Fumbles-Lost	4-2	3-2
Penalties-Yards	7-49	3-67
Time of Possession	36:59	23:01

Rushing

Cowboys - J. Jones, 26 for 100; Barber, 7 for 22, 1 TD; Bledsoe, 5 for 24, 1 TD; McBriar, 1 for 0.

Eagles - Westbrook, 11 for 33, 1 TD; Buckhalter, 4 for 16; Moats, 1 for 2; McNabb, 1 for 1, 1 TD; Tapeh, 1 for 0.

Passing

Cowboys - Bledsoe, 18-of-38, 223 yards, 3 INT.
Eagles - McNabb, 18-of-33, 354 yards, 2 TD.

Receiving

Cowboys - T. Glenn, 5 for 61; Witten, 4 for 51; Owens, 3 for 45; Barber, 3 for 26; Crayton, 2 for 18; Jones, 1 for 22.

Eagles - Westbrook, 5 for 53; Brown, 4 for 79, 1 TD; Baskett, 3 for 112, 1 TD; Smith, 2 for 63; Lewis, 2 for 32; Schobel, 1 for 16; Tapeh, 1 for -1.

Dallas 34, Houston 6

Texas Stadium, October 15, 2006

Attendance: 63,186

The Dallas Cowboys got off to a slow start against the Houston Texans but pulled away in the second half for a 34-6 win. The Texans won the toss and drove the length of the field, but the Dallas defense forced them to settle for a 19-yard Kris Brown field goal after stopping them at the goal-line. The teams traded punts through the end of the first quarter and midway into the second.

Mike Vanderjagt broke the scoring lull with a 22-yard field goal with six minutes left in the half to tie the game at 3-3. Brown gave the Texans the lead at half, 6-3, after he connected on 48-yard field goal as time expired.

Dallas put together a nine-play, 68-yard drive to open the second half that culminated with a Drew Bledsoe three-yard touchdown pass to Terrell Owens. The Cowboys took their first lead of the day, 10-6 and would never look back. Greg Ellis came up with his third career interception on a David Carr pass that was tipped by Bradie James on the Texans next possession. Two plays later the Dallas offense capitalized on the turnover as Bledsoe found Owens for a 21-yard score.

Anthony Henry intercepted Carr on the Texans next possession and Marion Barber punched it in for the score on one-yard out to open the final frame. Kevin Burnett forced a fumble on the ensuing kickoff which was recovered by Roy Williams. Vanderjagt extended the Cowboys lead to 27-6 with a 21-yard field goal. The Cowboys forced the Texans to punt on their next possession. Tony Romo took over for Bledsoe mid-way through the final drive and completed his first two NFL passes, one of which was to Owens for a two-yard touchdown to give Dallas the 34-6 win.

N.Y. Giants 36, Dallas 22

Texas Stadium, October 23, 2006

Attendance: 63,512

The Dallas Cowboys fell 36-22 to the N.Y. Giants in a Monday night matchup at Texas Stadium. The Giants took the first possession 74 yards in five plays and got on the board with a 50-yard Eli Manning touchdown toss to Plaxico Burress. Dallas had trouble getting started, punting on their first possession. The Cowboys defense returned the favor and forced a Giants punt that was downed at the Dallas one-yard line. Two plays later, Lavar Arrington gave New York a 9-0 lead with a sack of Drew Bledsoe in the end zone for a safety. Following the free kick, New York punted, then forced Dallas to punt to close out the opening frame.

The Giants added to their lead with a 31-yard Jay Feely field goal to open the second quarter. Dallas was forced to punt, but Terence Newman picked off Manning in the end zone for a touchback. Bledsoe led Dallas on a 10-play, 80-yard drive that ended with a one-yard Bledsoe scoring push to cut the Dallas deficit to 12-7. Dallas regained possession after Tiki Barber fumbled the ball and it was recovered by Bradie James. The Cowboys were unable to capitalize when Bledsoe was picked off by Sam Madison on a second-and-goal from the four-yard line. New York then ran out the clock.

Tony Romo got the call in the second half in place of Bledsoe and his first attempt of the night was intercepted by Antonio Pierce. The Giants added to their lead three plays later with a 13-yard Jeremy Shockey touchdown catch from Manning. The Giants held Dallas to a punt, then put together a 14-play, 68-yard drive that was capped off by a three-yard Brandon Jacobs scoring push and a 26-7 Giants advantage.

Romo led the Cowboys on a 75-yard drive that was finished by an eight-yard Terrell Owens touchdown catch. New York punted on their next drive, but Romo was intercepted by Fred Robbins and Feely added to the Giants lead with a 32-yard field goal. Romo took Dallas to the Giants 11-yard line, but was intercepted by Kevin Dockery who took the pick 96 yards for a score and a 36-15 New York lead. Romo found an open Patrick Crayton for a 53-yard score. The ensuing inside kick attempt was recovered by the Giants who ran out the clock to preserve the win.

	1	2	3	4	Final
Texans.....	3	3	0	0	6
Cowboys.....	0	3	14	17	34

Texans	- FG Brown 19
Cowboys	- FG Vanderjagt 22
Texans	- FG Brown 48
Cowboys	- Owens 3 pass from Bledsoe (Vanderjagt kick)
Cowboys	- Owens 21 pass from Bledsoe (Vanderjagt kick)
Cowboys	- Barber 1 run (Vanderjagt kick)
Cowboys	- FG Vanderjagt 21
Cowboys	- Owens 2 pass from Romo (Vanderjagt kick)

	Texans	Cowboys
First Downs	12	21
Total Net Yards	232	354
Net Yards Rushing	34	170
Net Yards Passing	198	184
Passes	38-23	30-19
Sacked/Yards	0/0	2/19
Passes Intercepted By	0	2
Punts-Average	6-39.0	4-56.8
Fumbles-Lost	1-1	0-0
Penalties-Yards	7-42	9-73
Time of Possession	24:46	35:14

Rushing

Texans - Carr, 3 for 15; Dayne, 10 for 14; Gado, 4 for 5.
Cowboys - J. Jones, 22 for 106; Barber, 10 for 57, 1 TD; Thompson, 5 for 7.

Passing

Texans - Carr, 15-of-27, 128 yards, 2 INT.
Cowboys - Bledsoe, 17-of-28, 168 yards, 2 TD; Romo, 2-of-2, 35 yards, 1 TD.

Receiving

Texans - Johnson, 9 for 75; Moulds, 4 for 44; Gado, 4 for 26; Daniels, 2 for 17; Walter, 1 for 15; Putzler, 1 for 12; Bruener, 1 for 5; Dayne, 1 for 4.
Cowboys - Crayton, 5 for 61; Glenn, 5 for 47; Owens, 5 for 45, 3 TD; Witten, 3 for 17; Hurd, 1 for 33.

	1	2	3	4	Final
Giants	9	3	14	10	36
Cowboys.....	0	7	0	15	22

Giants	- Burress 50 pass from Manning (Feely kick)
Giants	- Arrington sacked Bledsoe in end zone
Giants	- FG Feely 31
Cowboys	- Bledsoe 1 run (Vanderjagt kick)
Giants	- Shockey 13 pass from Manning (Feely kick)
Giants	- Jacobs 3 run (Feely kick)
Cowboys	- Owens 8 pass from Romo (Romo rush)
Giants	- Dockery 96 interception return (Feely kick)
Cowboys	- Crayton 53 pass from Romo (Vanderjagt kick)

	Giants	Cowboys
First Downs	18	21
Total Net Yards	328	379
Net Yards Rushing	155	69
Net Yards Passing	173	310
Passes	26-12	37-21
Sacked/Yards	2/13	6/28
Passes Intercepted By	4	1
Punts-Average	3-48.7	3-41.0
Fumbles-Lost	1-1	0-0
Penalties-Yards	3-24	1-5
Time of Possession	32:29	27:31

Rushing

Giants - Barber, 27 for 114; Jacobs, 10 for 40, 1 TD; Manning, 2 for 1.

Cowboys - J. Jones, 13 for 30; Barber, 6 for 29; Romo, 1 for 9; Bledsoe, 1 for 1, 1 TD.

Passing

Giants - Manning, 12-of-26, 189 yards, 2 TD, 1 INT.
Cowboys - Bledsoe, 7-of-12, 111 yards, 1 INT; Romo, 14-of-25, 227 yards, 2 TD, 3 INT.

Receiving

Giants - Barber, 4 for 32; Toomer, 3 for 26; Burress, 2 for 94, 1 TD; Shockey, 2 for 23, 1 TD; Carter, 1 for 14.

Cowboys - Owens, 6 for 98, 1 TD; Witten, 4 for 72; Glenn, 4 for 41; Crayton, 3 for 69, 1 TD; Fasano, 2 for 16; Jones, 1 for 25; Barber, 1 for 17.

Dallas 35, Carolina 14

Bank of America Stadium, October 29, 2006

Attendance: 73,682

The Dallas Cowboys claimed their second road win of the season, handing the Carolina Panthers a 35-14 loss. Carolina was forced to punt on their first two possessions, and Dallas on their first before Carolina got on the board first. DeShaun Foster pushed his way in from one yard out on a drive that began at the Carolina 38 after Mike Vanderjagt missed a 48-yard field goal. On Dallas's next possession, Chris Gamble stepped in front of a Tony Romo pass intended for Terrell Owens, giving Carolina the ball back at the Dallas 24-yard line. One play later, Steve Smith ran a reverse for a touchdown and a 14-0 Panthers lead.

Dallas got on the board early in the second quarter with a nine-play, 47-yard drive that ended with a Romo-to-Jason Witten three-yard scoring pass. The teams traded punts following the Dallas touchdown before the Cowboys cut their deficit to 14-10 before half time with a 38-yard Vanderjagt field goal.

Neither team scored through the third frame as both teams were forced to punt on both of their third quarter possessions.

Dallas opened the final period capping off a 14-play, 71-yard drive with a 24-yard Vanderjagt field goal, cutting the Panthers advantage to 14-13. Sam Hurd forced and recovered a Brad Hoover fumble on the ensuing kickoff, giving Dallas the ball at Carolina's 14-yard line. Julius Jones then burst straight up the middle for a touchdown. Terrell Owens caught Romo's two-point conversion toss for Dallas's first lead of the night. The teams traded punts once again before Jake Delhomme was picked off by Roy Williams at Carolina's 32-yard line. Five plays later Marion Barber rushed in from three yards out to up the Dallas lead to 28-14. Greg Ellis then sacked Delhomme, and forced a fumble that was recovered by Jay Ratliff on the Panthers next possession. Dallas took over at the Carolina 25-yard line. Barber had a five-yard carry followed by a 14-yard scoring rush to cap off the night and give Dallas the 35-14 win.

	1	2	3	4	Final
Cowboys.....	0	10	0	25	35
Panthers.....	14	0	0	0	14

Panthers - Foster 1 run (Kasay kick)
 Panthers - Smith 24 run (Kasay kick)
 Cowboys - Witten 3 pass from Romo (Vanderjagt kick)
 Cowboys - FG Vanderjagt 38
 Cowboys - FG Vanderjagt 24
 Cowboys - J. Jones 14 run (Owens pass from Romo)
 Cowboys - Barber 3 run (Vanderjagt kick)
 Cowboys - Barber 14 run (Vanderjagt kick)

	Cowboys	Panthers
First Downs.....	27	16
Total Net Yards.....	414	204
Net Yards Rushing.....	156	76
Net Yards Passing.....	258	128
Passes.....	36-24	31-17
Sacked/Yards.....	2/12	3/21
Passes Intercepted By.....	1	1
Punts-Average.....	4-48.3	6-42.5
Fumbles-Lost.....	0/0	4/2
Penalties-Yards.....	9-86	5-44
Time of Possession.....	38:16	21:44

Rushing
 Cowboys - J. Jones, 24 for 92, 1 TD; Barber 9 for 49, 2 TD; Romo, 4 for 18; T. Glenn, 1 for 3.
 Panthers - Foster, 15 for 50, 1 TD; Smith, 1 for 24, 1 TD; Goings, 1 for 2.

Passing
 Cowboys - Romo, 24-of-36, 270 yards, 1 TD, 1 INT.
 Panthers - Delhomme, 17-of-31, 149 yards, 1 INT.

Receiving
 Cowboys - Owens, 9 for 107; Witten, 6 for 80, 1 TD; T. Glenn, 4 for 52; Fasano, 3 for 11; Crayton 1 for 13; Barber 1 for 7.
 Panthers - Smith, 6 for 55; Foster, 4 for 31; Gaines, 3 for 21; Goings, 2 for 9; Johnson, 1 for 19; Mangum, 1 for 14.

Washington 22, Dallas 19

FedEx Field, November 5, 2006

Attendance: 90,250

The Dallas Cowboys fell to the Washington Redskins 22-19. The Cowboys defense forced the Redskins to turn the ball over on downs on the opening drive, stuffing Washington four consecutive times at the goal line. The Cowboys offense took over at their one-yard line, but Julius Jones was tackled in the end zone by Lemar Marshall for a safety. The Redskins capitalized on good field position following the free kick by converting a 28-yard Nick Novak field goal for a 5-0 lead. The teams traded punts to close out the first quarter.

The Cowboys took the lead early in the second period after Tony Romo hit Terry Glenn for a 10-yard touchdown strike. Romo's two point conversion attempt fell incomplete - giving Dallas a 6-5 lead. Akin Ayodele recovered a Mark Brunell fumble on Washington's ensuing possession, and Dallas added to their lead with a 33-yard Mike Vanderjagt field goal. Clinton Portis found the end zone three plays later for Washington as he scampered in for a 38-yard score and a 12-9 Redskins lead. Vanderjagt tied the game at 12-12 at the end of the first half with a 30-yard field goal.

Dallas opened the third frame with an eight-play, 75-yard drive that ended with a four-yard Terrell Owens touchdown catch and a 19-12 Dallas lead. The teams traded punts to close out the quarter.

Washington tied the score at 19-19, to open the final frame as Brunell hit Chris Cooley for a 18-yard touchdown. With 0:35 seconds remaining Novak attempted a game-winning field goal from 49 yards out that sailed wide right. The Cowboys drove to the Redskins 17-yard line to set up Vanderjagt for a 35-yard game-winning attempt with six seconds left. Troy Vincent blocked the field goal attempt and Sean Taylor returned it 30 yards to the Dallas 44-yard line. A 15-yard face mask penalty was tacked on to the end of the return again setting up Novak for the game winner. This time he connected from 47 yards out with no time left on the clock to give Washington the 22-19 victory.

	1	2	3	4	Final
Cowboys.....	0	12	7	0	19
Redskins.....	5	7	0	10	22

Redskins - Marshall tackled J. Jones for safety
 Redskins - FG Novak 28
 Cowboys - Glenn 10 pass from Romo (Pass failed)
 Cowboys - FG Vanderjagt 33
 Redskins - Portis 38 run (Novak kick)
 Cowboys - FG Vanderjagt 30
 Cowboys - Owens 4 pass from Romo (Vanderjagt kick)
 Redskins - Cooley 18 pass from Brunell (Novak kick)
 Redskins - FG Novak 47

	Cowboys	Redskins
First Downs.....	21	18
Total Net Yards.....	378	300
Net Yards Rushing.....	111	117
Net Yards Passing.....	267	183
Passes.....	36-24	23-14
Sacked/Yards.....	2/17	1/9
Passes Intercepted By.....	0	0
Punts-Average.....	5-43.0	4-42.8
Fumbles-Lost.....	0/0	1/1
Penalties-Yards.....	11-153	5-41
Time of Possession.....	31:28	28:32

Rushing
 Cowboys - J. Jones, 20 for 73; Barber 7 for 45; Romo, 1 for 1; T. Glenn, 1 for 8.
 Redskins - Portis, 23 for 84, 1 TD; Sellers, 3 for 12; Randle El, 1 for 9; Betts, 3 for 8; Brunell, 2 for 4.

Passing
 Cowboys - Romo, 24-of-36, 284 yards, 1 TD.
 Redskins - Brunell, 14-of-23, 192 yards, 2 TD.

Receiving
 Cowboys - Owens, 7 for 76, 1 TD; Witten, 5 for 50; Crayton 5 for 84; T. Glenn, 3 for 26, 1 TD; Barber, 2 for 28; Fasano, 2 for 16; Hoyte, 1 for 4.
 Redskins - Cooley, 3 for 66, 1 TD; Thrash, 3 for 52; Betts, 3 for 30; Lloyd, 2 for 26; Sellers, 2 for 9; Portis, 1 for 9.

Dallas 27, Arizona 10

The University of Phoenix Stadium,
November 12, 2006
Attendance: 63,926

The Dallas Cowboys opened the second half of the season with a commanding 27-10 win over the Arizona Cardinals. Arizona took possession to open the game but was forced to punt after seven plays. The Dallas offense got off to a slow start, punting after three plays. Arizona was forced to punt on their second possession then Dallas got on the board with a 28-yard Mike Vanderjagt field goal to cap off a 13-play, 63-yard drive to close out the first quarter.

The Dallas defense forced another Arizona punt before Tony Romo found Patrick Crayton for a 30-yard scoring pass. Arizona got on the board following a 28-yard Neil Rackers field goal to close out a 13-play, 65-yard drive and go into halftime down 10-3.

Dallas came out in the second half and was forced to punt on their first possession but got the first break of the game when Matt Leinart's pass intended for Anquan Boldin was picked off by Akin Ayodele. Romo hooked up with Terrell Owens for a 51-yard touchdown toss on the first play following the turnover.

Leinart was picked off by Patrick Watkins on the Cardinals next possession. Watkins returned the theft 24 yards to the Arizona 39-yard line to help set up Marion Barber's five-yard touchdown run six plays later, giving Dallas a 27-3 lead to open the final game. Leinart answered with a six-play, 78-yard drive in which he rushed around left end for a three-yard scoring push to close out the scoring with just over 12:00 to play. The Cowboys did their part to run out the clock, driving 73 yards in 13 plays, and eventually turning the ball over on downs after eating up 8:10. Arizona gave the ball back to Dallas when Kevin Burnett forced an Edgerrin James fumble that fell into the arms of Jay Ratliff. The Cowboys turned the ball over on downs four plays later. The Cardinals last ditch effort to cut the Dallas lead ended when they ran out of downs as time expired.

Dallas 21, Indianapolis 14

Texas Stadium, November 19, 2006
Attendance: 63,706

The Dallas Cowboys handed the Indianapolis Colts their first loss of the season with a 21-14 win. Dallas took possession to open the game, but Dwight Freeney sacked Tony Romo, forcing a fumble that was recovered by Cato June on the game's fifth play. Indianapolis took over at midfield but gave the ball back to the Cowboys when Bradie James forced a Marvin Harrison fumble that was recovered by Jay Ratliff. Dallas punted three plays later but got the ball back after Peyton Manning coughed up the ball following a Ratliff sack and James covered the loose ball. Dallas then gave the ball right back when Romo was picked off by Nick Harper inside the Colts five-yard line. The first quarter ended scoreless as the Colts were forced to punt.

The Cowboys were forced to punt to open the second quarter. Indianapolis drove to the Cowboys four-yard line before Roy Williams stepped in front of a Manning pass at the Dallas one-yard line. The Cowboys were unable to capitalize on the third first half turnover, and gave the Colts possession following a punt. Manning then strung together a 14-play, 88-yard drive that ended with a 23-yard Reggie Wayne touchdown. Following a short kickoff, Romo threw a 28-yard pass to Terrell Owens to set up Dallas at the Colts 28-yard line for a last-second 46-yard Mike Vanderjagt field goal attempt that was wide right.

Indianapolis opened the second half with the ball but Manning's pass intended for Harrison was picked off by Kevin Burnett and returned 39 yards for a touchdown, tying the score at 7-7. The teams then traded punts on each of their next possessions before the Colts regained the lead following a 10-play, 80-yard drive culminating with a four-yard Manning-to-Dallas Clark scoring toss.

Dallas then marched 68 yards in 15 plays to open the final frame with a five-yard Marion Barber touchdown run. The Cowboys defense held Indianapolis to a three-and-out before taking 3:51 seconds to go 80 yards for the winning touchdown - a one-yard Barber rush. With 5:54 remaining in the game, Manning led the Colts to a first-and-10 at the Dallas 16 but turned the ball over on downs to allow Dallas to run out the clock.

	1	2	3	4	Final
Cowboys.....	3	10	7	7	27
Cardinals.....	0	3	0	7	10

Cowboys - FG Vanderjagt 28
Cowboys - Crayton 30 pass from Romo (Vanderjagt kick)
Cardinals - FG Rackers 28
Cowboys - FG Vanderjagt 38
Cowboys - Owens 50 pass from Romo (Vanderjagt kick)
Cowboys - Barber 5 run (Vanderjagt kick)
Cardinals - Leinart 3 run (Rackers kick)

	Cowboys	Cardinals
First Downs.....	20	17
Total Net Yards.....	434	295
Net Yards Rushing.....	126	86
Net Yards Passing.....	308	209
Passes.....	29-20	38-20
Sacked/Yards.....	0/0	1/9
Passes Intercepted By.....	0	2
Punts-Average.....	2-58.0	3-35.7
Fumbles-Lost.....	2-0	2-1
Penalties-Yards.....	8-69	5-35
Time of Possession.....	32:15	27:45

Rushing

Cowboys - Barber, 13 for 65, 1 TD; J. Jones, 15 for 45; Kincaide, 4 for 9; Romo, 2 for 7.
Cardinals - James 15 for 68, Leinart, 4 for 18, 1 TD; Shipp, 1 for 0; Arrington, 1 for 0.

Passing

Cowboys - Romo, 20-of-38, 238 yards, 2 TD.
Cardinals - Leinart, 20-of-38, 216 yards, 2 INT.

Receiving

Cowboys - Crayton 5 for 104, 1 TD; Owens, 5 for 96, 1 TD; Witten, 5 for 58; Hurd, 4 for 42; Barber, 1 for 8.
Cardinals - Fitzgerald, 6 for 80; Bergen, 5 for 30; Boldin, 2 for 53; Johnson, 2 for 24; James, 2 for 11; Shipp, 1 for 7; Pope, 1 for 7; Arrington, 1 for 4.

	1	2	3	4	Final
Colts.....	0	7	7	0	14
Cowboys.....	0	0	7	14	21

Colts - R. Wayne 23 pass from Manning (Vinatieri kick)

Cowboys - Burnett 39 interception return (Vanderjagt kick)

Colts - Clark 4 pass from Manning (Vinatieri kick)

Cowboys - Barber 5 run (Vanderjagt kick)

Cowboys - Barber 1 run (Vanderjagt kick)

	Colts	Cowboys
First Downs.....	22	24
Total Net Yards.....	335	342
Net Yards Rushing.....	117	88
Net Yards Passing.....	247	225
Passes.....	39-20	23-19
Sacked/Yards.....	2/7	1/1
Passes Intercepted By.....	1	2
Punts-Average.....	3-48.7	3-46.7
Fumbles-Lost.....	3-2	1-1
Penalties-Yards.....	5-35	7-53
Time of Possession.....	26:18	33:42

Rushing

Colts - Addai, 13 for 50; Rhodes, 9 for 30; Manning, 1 for 8.

Cowboys - J. Jones, 22 for 79; Barber, 9 for 35, 2 TD; Romo, 5 for 3.

Passing

Colts - Manning, 20-of-39, 254 yards, 2 TD, 2 INT.
Cowboys - Romo, 19-of-23, 226 yards, 1 INT.

Receiving

Colts - Wayne, 7 for 111, 1 TD; Harrison 6 for 94; Rhodes, 3 for 20; Utecht, 2 for 18; Addai, 1 for 7; Clark, 1 for 4, 1 TD.

Cowboys - T. Glenn, 6 for 78; Owens, 4 for 70; J. Jones, 3 for 25; Witten, 3 for 25; Crayton, 2 for 6; Fasano, 1 for 22.

Dallas 38, Tampa Bay 10

Texas Stadium, November 23, 2006

Attendance: 63,183

The Dallas Cowboys won their third consecutive game as they defeated the Tampa Bay Buccaneers 38-10 on Thanksgiving Day. Tampa Bay took the opening drive 80 yards for the first score of the day, as Mike Alstott rushed in from one-yard out. The Cowboys were forced to punt on their first possession before forcing Tampa Bay into a three-and-out. Tony Romo connected with Terry Glenn for a 30-yard touchdown strike to cap off an eight-play, 72-yard drive, tying the game 7-7. Roy Williams picked off a Brad Gradkowski pass on the Bucs next possession.

Dallas capitalized on the turnover to start the second quarter, after Romo and Glenn hooked up for a two-yard scoring toss. Tampa Bay's Matt Bryant nailed a 46-yard field goal to narrow the Dallas lead 14-10. The teams traded punts on each of their next possessions before Dallas upped their lead to 21-10 with a Romo-to-Marion Barber one-yard touchdown toss.

The third frame opened with Romo finding Barber for a two-yard touchdown pass on a fourth-and-one, giving Dallas a 28-10 advantage. Akin Ayodele intercepted Gradkowski on Tampa Bay's ensuing possession, setting up the Dallas offense at the Tampa Bay 35-yard line. Romo connected on his fifth touchdown pass of the day, finding Terrell Owens from seven yards out, upping the Dallas lead to 35-10.

The Buccaneers were forced to punt to open the final frame before Dallas drained 8:36 off the clock leading to the final score of the game, a 22-yard Mike Vanderjagt field goal.

	1	2	3	4	Final
Buccaneers	7	3	0	0	10
Cowboys	7	14	14	3	38

Bucs - Alstott 1 run (Bryant kick)
 Cowboys - Glenn 30 pass from Romo (Vanderjagt kick)
 Cowboys - Glenn 2 pass from Romo (Vanderjagt kick)
 Bucs - FG Bryant 46
 Cowboys - Barber 1 pass from Romo (Vanderjagt kick)
 Cowboys - Barber 2 pass from Romo (Vanderjagt kick)
 Cowboys - Owens 7 pass from Romo (Vanderjagt kick)
 Cowboys - FG Vanderjagt 22

	Buccaneers	Cowboys
First Downs	10	27
Total Net Yards	211	435
Net Yards Rushing	101	137
Net Yards Passing	110	298
Passes	20-10	29-22
Sacked/Yards	1/10	1/8
Passes Intercepted By	0	2
Punts-Average	4-44.5	2-35.5
Fumbles-Lost	0-0	0-0
Penalties-Yards	5-55	2-19
Time of Possession	22:43	37:17

Rushing

Buccaneers - Williams, 17 for 78; Gradkowski, 4 for 17; Alstott, 2 for 4, 1 TD; Pittman, 1 for 2.

Cowboys - Barber, 16 for 83; J. Jones, 11 for 40; Polite, 7 for 18; Romo, 3 for -4.

Passing

Buccaneers - Gradkowski, 20-of-10, 120 yards, 2 INT.
 Cowboys - Romo, 22-of-29, 306 yards, 5 TD.

Receiving

Buccaneers - Galloway, 3 for 71; Clayton, 2 for 19; Pittman, 2 for 19; Alstott, 1 for 4; Graham, 1 for 4; Hillard, 1 for 3.

Cowboys - Owens, 8 for 107, 1 TD; Glenn, 4 for 89, 2 TD; Crayton, 4 for 68; Witten, 3 for 30; Barber, 2 for 3, 2 TD; Fasano, 1 for 9.

Dallas 23, N. Y. Giants 20

Giants Stadium, December 3, 2006

Attendance: 78,666

The Dallas Cowboys claimed their fourth consecutive win after beating the N.Y. Giants 23-20 on a last-second 46-yard Martin Gramatica field goal. Dallas won the toss and went 41 yards in nine plays but gave the ball to the Giants after Gramatica missed a 44-yard field goal. New York took advantage of the miss and scored the first points of the game after Eli Manning found Jeremy Shockey in the end zone from 17 yards out. Dallas drove to the Giants 33-yard line before Tony Romo was intercepted by Mathias Kiwanuka. During the return, Kiwanuka fumbled and Sam Hurd covered up the loose ball, giving Dallas a fresh set of downs at the New York 40-yard line. Three plays later, Marion Barber found the end zone from one yard out. The Giants punted on their final possession of the opening quarter.

Romo's pass intended for Terrell Owens was picked off by Will Demps on the first play of the second frame, giving New York the ball at their own 33-yard line. The Dallas defense forced a Jeff Feagles punt before Dallas was forced to punt. Faced with a fourth-and-one from the Dallas 24-yard, the Giants went for it, but were stopped when DeMarcus Ware tackled Brandon Jacobs behind the line of scrimmage. The Cowboys went 50 yards in eight plays to take the lead with a 41-yard Gramatica field goal with 0:01 remaining in the half.

The Giants punted after three plays to open the third, then returned the favor to the Cowboys offense. The Giants orchestrated a 17-play, 75-yard drive that ate up 8:33, culminating with a 23-yard Jay Feely field goal to knot the game at 10-10. Dallas answered with a nine-play drive of their own and regained the lead with a 35-yard Gramatica field goal to close out the third quarter.

The final frame began with an 11-play, 68-yard Giants drive that ended with a 22-yard Feely field goal to tie the game at 13-13. Dallas jumped ahead after Barber rushed in from seven yards out, capping off a 12-play drive. New York promptly answered seven plays later when Manning found Plaxico Burress for the game-tying score with 1:12 remaining. On the first play from scrimmage following the Giants kickoff, Romo found Jason Witten 42 yards down field to help setup Gramatica's 46-yard game-winning field goal.

	1	2	3	4	Final
Cowboys	7	3	3	10	23
N.Y. Giants	7	0	3	10	20

Giants - Shockey 20 pass from Manning (Feely kick)
 Cowboys - Barber 1 run (Gramatica kick)
 Cowboys - FG Gramatica 41
 Giants - FG Feely 23
 Cowboys - FG Gramatica 35
 Giants - FG Feely 22
 Cowboys - Barber 7 run (Gramatica kick)
 Giants - Burress 5 pass from Manning (Feely kick)
 Cowboys - FG Gramatica 46

	Cowboys	Giants
First Downs	21	22
Total Net Yards	365	396
Net Yards Rushing	110	126
Net Yards Passing	255	270
Passes	34-20	36-24
Sacked/Yards	1/2	0/0
Passes Intercepted By	0	2
Punts-Average	2-46.0	3-32.3
Fumbles-Lost	1-0	2-1
Penalties-Yards	7-58	9-94
Time of Possession	26:39	33:21

Rushing

Cowboys - Barber, 12 for 76, 2 TD; J. Jones, 11 for 24; Romo, 1 for 10.

Giants - Barber, 23 for 90; Jacobs, 5 for 29; Manning, 1 for 7.

Passing

Cowboys - Romo, 20-of-34, 257 yards, 2 INT
 Giants - Manning, 24-of-36, 270 yards, 2 TD.

Receiving

Cowboys - Owens, 8 for 84; Glenn, 4 for 52; Witten, 3 for 73; Crayton, 3 for 31; Jones, 1 for 11; Hoyte, 1 for 6.

Giants - Shockey, 8 for 84, 1 TD; Burress, 6 for 43, 1 TD; Barber, 5 for 53; Jacobs, 2 for 52; Carter, 2 for 21; Tyree, 1 for 19; Moss, 1 for 10; Shiancoe, 1 for 7.

New Orleans 42, Dallas 17

Texas Stadium, December 10, 2006

Attendance: 63,722

The Dallas Cowboys four-game win streak ended with a 42-17 loss to the New Orleans Saints. The Cowboys defense started strong, forcing the Saints to punt on their first possession. Dallas wasted no time getting on the board as Julius Jones raced 77 yards for a touchdown and an early 7-0 lead. The teams traded punts on each of their next possessions and the first quarter ended with the Saints marching.

New Orleans opened the second frame with a Mike Karney two-yard touchdown scamper knotting the game at 7-7. On the Cowboys next series, Tony Romo was picked off by Omar Stoutmire at the Dallas 39-yard line. New Orleans took a 14-7 lead when Drew Brees found Karney for a three-yard touchdown toss. The teams traded punts on their next two possessions before the Saints added to their lead with a Brees-to-Jamal Jones 27-yard touchdown toss. The Cowboys drove down the field to set up Martin Gramatica for a 43-yard field goal attempt that sailed wide right in the waning moments of the second quarter.

Dallas received the ball to open the third frame of play, but were forced to settle for a 24-yard Gramatica field goal. The Saints scored three plays later as Brees hit Reggie Bush in the flat, who then raced 61 yards for a touchdown and a 28-10 Saints lead. Romo found Terrell Owens on fourth-and-eight for a 34-yard score on the Cowboys next drive. The Saints answered with a Brees-to-Karney five-yard touchdown toss and a 35-17 lead. New Orleans scored again five plays later, this time Brees hooked up with Devery Henderson for a 42-yard strike. The touchdown drive was set up by an onside kick recovered by the Saints. Romo was intercepted by Jason Craft in the end zone to end the third quarter.

The teams traded punts to open the final frame, before the Saints put together a nine-minute drive that drained the clock. The Saints took a knee at the goal line - turning the ball over on downs - before the Cowboys took a knee to end the game.

Dallas 38, Atlanta 28

Georgia Dome, December 16, 2006

Attendance: 71,102

With their 38-28 victory over Atlanta, the Dallas Cowboys earned a playoff spot. The teams traded punts on each of their first possessions, before Dallas got on the board late in the first quarter. Tony Romo found Terrell Owens for the seven-yard score and a 7-0 lead.

On the first play of the second quarter, DeMarcus Ware intercepted a Michael Vick screen pass and returned 41 yards for a 14-0 Cowboys lead. This was Ware's first career interception and his second defensive touchdown of the season. The defense forced a three-and-out, but Romo was intercepted on the Cowboy's next possession giving Atlanta a short field. The Falcons took full advantage of the turnover and scored two plays later as Vick found Justin Griffith for the one-yard score. Dallas was forced to punt before Atlanta knotted the game at 14-14 with a Vick-to-Michael Jenkins nine-yard touchdown toss. The Cowboys regained their lead on their next drive with Romo hitting Owens for the 51-yard touchdown. The Falcons scored to the end the first half tied at 21-21 with another Vick touchdown toss - this time to Ashley Lelie.

The Cowboys took their first lead of the game on the opening drive of the second half with Vick's fourth touchdown pass of the game - a five-yarder to Griffith. The Cowboys answered with a 48-yard Martin Gramatica field goal, before the defense held Atlanta to a three-and-out. Marion Barber found the end zone on a nine-yard scamper to give the Cowboys a 31-28 lead to end the third.

The Dallas defense once again proved tough to open the final frame as they forced Atlanta to turn the ball over on downs, after an incompletion on fourth down. The teams traded punts before Barber capped a six-minute, 80-yard drive with a three-yard touchdown run up the middle. Patrick Watkins came up with an interception to end the game and any chances of a Falcons comeback.

	1	2	3	4	Final
Saints	0	21	21	0	42
Cowboys	7	0	10	0	17

Cowboys - J. Jones 77 run (Gramatica kick)
 Saints - Karney 2 run (Carney kick)
 Saints - Karney 3 pass from Brees (Carney kick)
 Saints - Jones 27 pass from Brees (Carney kick)
 Cowboys - FG Gramatica 24
 Saints - Bush 61 pass from Brees (Carney kick)
 Cowboys - Owens 34 pass from Romo (Gramatica kick)
 Saints - Karney 6 pass from Brees (Carney kick)
 Saints - Henderson 42 pass from Brees (Carney kick)

	Saints	Cowboys
First Downs	28	16
Total Net Yards	536	347
Net Yards Rushing	159	116
Net Yards Passing	377	231
Passes	38-26	33-16
Sacked/Yards	1/7	2/18
Passes Intercepted By	2	0
Punts-Average	4-47.8	4-40.8
Fumbles-Lost	1-0	1-0
Penalties-Yards	7-54	6-43
Time of Possession	37:11	22:49

Rushing

Saints - McAllister, 21 for 111; Bush, 6 for 37; Karney, 3 for 14, 1 TD; Henderson, 1 for 3; Brees, 5 for -6.
 Cowboys - J. Jones, 10 for 116, 1 TD; Romo, 4 for 1; Barber, 2 for -1.

Passing

Saints - Brees, 26-of-38, 384 yards, 5 TD.
 Cowboys - Romo, 16-of-33, 249 yards, 1 TD, 2 INT.

Receiving

Saints - Bush, 6 for 125, 1 TD; Colston, 5 for 48; Karney, 5 for 39, 2 TD; McAllister, 3 for 15; Henderson, 2 for 92, 1 TD; Jones, 1 for 27, 1 TD; Campbell, 1 for 14; Miller, 1 for 12; Copper, 1 for 8; Owens, 1 for 4.
 Cowboys - Glenn, 8 for 150; Witten, 4 for 33; Owens, 3 for 56, 1 TD; Jones, 1 for 10.

	1	2	3	4	Final
Cowboys	7	14	10	7	38
Falcons	0	21	7	0	28

Cowboys - Owens 7 pass from Romo (Gramatica kick)
 Cowboys - Ware 41 interception return (Gramatica kick)
 Falcons - Griffith 1 pass from Vick (Anderson kick)
 Falcons - Jenkins 9 pass from Vick (Anderson kick)
 Cowboys - Owens 51 pass from Romo (Gramatica kick)
 Falcons - Lelie 8 pass from Vick (Anderson kick)
 Falcons - Griffith 5 pass from Vick (Anderson kick)
 Cowboys - FG Gramatica 48
 Cowboys - Barber 9 run (Gramatica kick)
 Cowboys - Barber 3 run (Gramatica kick)

	Cowboys	Falcons
First Downs	21	19
Total Net Yards	352	376
Net Yards Rushing	94	127
Net Yards Passing	258	249
Passes	29-22	29-19
Sacked/Yards	3/20	4/21
Passes Intercepted By	2	3
Punts-Average	3-53.0	4-43.0
Fumbles-Lost	4-1	8-6
Penalties-Yards	4-32	11-61
Time of Possession	33:21	26:39

Rushing

Cowboys - Barber, 11 for 69, 2 TD; J. Jones, 13 for 26; Romo, 3 for -1.
 Falcons - Dunn, 18 for 56; Vick, 8 for 56; Griffith, 1 for 15.

Passing

Cowboys - Romo, 22-of-29, 278 yards, 2 TD, 1 INT.
 Falcons - Vick, 16-of-24, 237 yards, 4 TD, 1 INT;
 Schaub, 3-of-5, 33 yards.

Receiving

Cowboys - Glenn, 5 for 96; Owens, 5 for 69, 2 TD; Witten, 5 for 56; Barber, 4 for 27; Polite, 2 for 21; Crayton, 1 for 9.
 Falcons - Crumpler, 5 for 59; Griffith, 4 for 34, 2 TD; White, 3 for 104; Jenkins, 3 for 37, 1 TD; Dunn, 2 for 19; Lelie, 2 for 17, 1 TD.

Philadelphia 23, Dallas 7

Texas Stadium, December 25, 2006

Attendance: 62,839

The Dallas Cowboys fell short of clinching an NFC East title after losing to the Philadelphia Eagles 23-7 at Texas Stadium on Christmas Day. Dallas took the opening possession 40 yards before the drive stalled, forcing a Mat McBriar punt that was fair caught at the Eagles 11-yard line. Philadelphia then marched 89 yards in 13 plays and capped the drive off with a 25-yard Jeff Garcia-to-Matt Schobel touchdown toss. Miles Austin fumbled the ensuing kickoff, but Anthony Henry stepped in front of a Garcia pass and returned it 37 yards, setting Dallas up at the Philadelphia 32-yard line.

Dallas was unable to capitalize on the theft to open the second frame and were forced to turn the ball over on downs at the one-yard line. The Eagles capitalized and went 89 yards in 12 plays, setting up a 25-yard David Akers field goal and a 10-0 lead. The Cowboys answered with 0:36 left in the half after Terrell Owens snagged a 14-yard Tony Romo touchdown toss. Philadelphia added to their lead after Akers connected on a 45-yard field goal as time expired in the half.

The Eagles upped their lead to 16-7 to open the third period with a seven-play, 77-yard drive capped off by a 21-yard Akers field goal. Both teams then punted twice to close out the third quarter.

The final frame opened with a Brian Dawkins interception of Romo in the end zone on a deep pass intended for Owens. The Eagles then marched 80 yards in 12 plays and closed out the scoring with a one-yard Correll Buckhalter touchdown run. Romo was picked off by Lito Sheppard on his first pass of Dallas's ensuing possession. Philadelphia then went three-and-out, but Dallas turned the ball over on downs. The Eagles ran four times then took a knee to end the game.

Detroit 39, Dallas 31

Texas Stadium, December 31, 2006

Attendance: 63,008

The Dallas Cowboys lost their second consecutive game falling to the Detroit Lions 39-31. Jason Hanson gave the Lions a 3-0 lead as he nailed a 33-yard field goal on Detroit's first drive. The Cowboys went three-and-out before Hanson extended the Lions lead with a 25-yard field goal. Dallas punted again after three downs and the Lions took a 13-0 lead after Jon Kitna hit Roy Williams for a 20-yard score.

Dallas opened the second with a one-yard Marion Barber touchdown run to cut their deficit. Patrick Watkins intercepted a Kitna pass to end the Lions next possession, setting up the Cowboys at their own 40-yard line. The Cowboys took advantage of the turnover and took their first lead of the game, 14-13, with a Tony Romo-to-Patrick Crayton six-yard touchdown toss. The Cowboys defense forced the Lions to punt, but Terence Newman fumbled and Cory Schlesinger recovered, giving the Lions the ball at the Dallas 40-yard line. The Lions capitalized on the turnover and took a 20-14 half-time lead as Kitna hit R. Williams for the 15-yard score.

Romo hit Terry Glenn for a 54-yard strike to open the third frame, but a Romo fumble at the Detroit eight-yard line ended Dallas's scoring chance. The Cowboys defense forced Detroit to punt and Newman scored his first career touchdown on a 56-yard punt return, giving the Cowboys a 21-20 advantage. Detroit regained the lead with a 26-yard Hanson field goal. Romo was intercepted by Kenoy Kennedy on the Cowboys ensuing drive to give Detroit a six-field lead. The Lions scored four plays later after Kitna hit Mike Furrey for a 13-yard touchdown and a 30-21 lead. Dallas tacked on a 39-yard Martin Gramatica field goal to close out the third frame.

Detroit was forced to punt to begin the fourth quarter and the Cowboys regained the lead, 31-30, with a Terrell Owens 56-yard touchdown grab from Romo. The Lions answered with a Kitna to Mike Williams 21-yard touchdown, but the two-point conversion attempt failed. Romo was sacked and fumbled on the Cowboys next play from scrimmage and the Lions tacked on a 23-yard Hanson field goal to take a 39-31 lead. The Cowboys strung together an impressive drive, but fell one yard short of the end zone on a fourth-and-six from the six-yard line. Detroit took a knee to end the game.

	1	2	3	4	Final
Eagles.....	7	6	3	7	23
Cowboys.....	0	7	0	0	7

- Eagles - Schobel 25 pass from Garcia (Akers kick)
- Eagles - FG Akers 25
- Cowboys - Owens 14 pass from Romo (Gramatica kick)
- Eagles - FG Akers 45
- Eagles - FG Akers 21
- Eagles - Buckhalter 1 run (Akers kick)

	Eagles	Cowboys
First Downs.....	20	16
Total Net Yards.....	426	201
Net Yards Rushing.....	204	83
Net Yards Passing.....	222	118
Passes.....	23-15	29-14
Sacked/Yards.....	2/16	3/24
Passes Intercepted By.....	2	1
Punts-Average.....	3-41.3	3-43.7
Fumbles-Lost.....	1-0	2-1
Penalties-Yards.....	6-45	2-10
Time of Possession.....	37:06	22:54

Rushing

- Eagles - Westbrook, 26 for 122; Garcia, 7 for 43; Buckhalter, 8 for 38, 1 TD; Tapeh, 1 for 1.
- Cowboys - Romo, 3 for 42; J. Jones, 10 for 38; Barber, 6 for 3.

Passing

- Eagles - Garcia, 15-of-23, 238 yards, 1 TD, 1 INT.
- Cowboys - Romo, 14-of-29, 142 yards, 1 TD, 2 INT.

Receiving

- Eagles - Stallworth, 3 for 51; Brown, 3 for 27; L. Smith, 2 for 77; Schobel, 2 for 35, 1 TD; Lewis, 2 for 29; Westbrook, 2 for 6; Buckhalter, 1 for 13.
- Cowboys - Witten, 6 for 50; Crayton, 2 for 29; Owens, 2 for 23, 1 TD; Fasano, 2 for 13; T. Glenn, 1 for 17; J. Jones, 1 for 10.

	1	2	3	4	Final
Lions.....	13	7	10	9	39
Cowboys.....	0	14	10	7	31

- Lions - FG Hanson 33
- Lions - FG Hanson 25
- Lions - Williams 20 pass from Kitna (Hanson kick)
- Cowboys - Barber 1 run (Gramatica kick)
- Cowboys - Crayton 6 pass from Romo (Gramatica kick)
- Lions - Williams 15 pass from Kitna (Hanson kick)
- Cowboys - Newman 56 punt return (Gramatica kick)
- Lions - FG Hanson 26
- Lions - Furrey 13 pass from Kitna (Hanson kick)
- Cowboys - FG Gramatica 39
- Cowboys - Owens 56 pass from Romo (Gramatica kick)
- Lions - Williams 21 pass from Kitna (Hanson kick)
- Lions - FG Hanson 23

	Lions	Cowboys
First Downs.....	22	19
Total Net Yards.....	362	365
Net Yards Rushing.....	85	58
Net Yards Passing.....	277	307
Passes.....	42-28	32-23
Sacked/Yards.....	5/29	4/14
Passes Intercepted By.....	1	1
Punts-Average.....	3-46.3	2-51.5
Fumbles-Lost.....	0-0	5-3
Penalties-Yards.....	7-65	4-45
Time of Possession.....	32:07	27:53

Rushing

- Lions-- Cason, 10 for 31; Harris, 10 for 29; Kitna, 5 for 25.
- Cowboys - J. Jones, 10 for 27; Romo, 4 for 16; Barber, 7 for 15, 1 TD.

Passing

- Lions - Kitna, 28-of-42, 306 yards, 4 TD, 1 INT.
- Cowboys - Romo, 23-of-32, 321 yards, 2 TD, 1 INT.

Receiving

- Lions-- Furrey, 11 for 102, 1 TD; R. Williams, 6 for 104, 2 TD; Harris, 4 for 38; M. Williams, 2 for 28, 1 TD; Cason, 2 for 18; McHugh, 1 for 7; Bradford, 1 for 6; Ellis, 1 for 3.
- Cowboys - Owens, 6 for 117, 1 TD; Glenn, 6 for 109; Barber, 5 for 23; Witten, 4 for 62; Crayton, 2 for 10, 1 TD.

NFC Wild Card Playoff Game

Seattle 21, Dallas 20

Qwest Field, January 6, 2007

Attendance: 68,058

The Dallas Cowboys saw their season come to a close with a 21-20 loss to the Seattle Seahawks in the NFC Wild Card Playoff Game. The Seahawks took a 3-0 lead early in the first quarter on a 23-yard Josh Brown field goal. Dallas was forced to punt on their first offensive series but Anthony Henry intercepted Matt Hasselbeck on the Seahawks next play to give Dallas the ball back. Martin Gramatica nailed a 50-yard field goal to knot the score at 3-3. The Seahawks punted on their ensuing possession. Jason Witten fumbled on Dallas next drive, turning the ball back over to the Seahawks.

The teams traded punts to open the second quarter before Seattle took a 6-3 lead on a 30-yard Brown field goal. The teams again traded punts before Dallas took a 10-6 lead right before the half with a 13-yard scoring toss from Tony Romo to Patrick Crayton.

Dallas was unable to move the ball on their opening drive of the third quarter, while Seattle put together a 12-play, six-minute drive to regain the lead 13-10 on a 15-yard Hasselbeck scoring toss to Jeremy Stevens. Miles Austin returned the ensuing kickoff 93-yards for a touchdown giving Dallas a 17-13 lead. It marked the first kickoff returned for a touchdown in Cowboys postseason history.

The fourth quarter opened with Roy Williams intercepting Hasselbeck and the Dallas offense extending their lead, 20-13, on a 29-yard Gramatica field goal. After Seattle was forced to punt, Glenn fumbled the ball out of the end zone for a safety. Seattle regained the lead 21-20 on a Hasselbeck 37-yard touchdown pass to Stevens down the middle of the field. The two point conversion attempt failed. Dallas drove the length of the field and was set-up to kick the game-winning field goal with just over a minute remaining when Romo fumbled the hold and Dallas turned the ball over on downs. Dallas forced Seattle to punt and took over at midfield with two seconds remaining and the hail mary pass fell incomplete giving Seattle the victory.

	1	2	3	4	Final
Cowboys.....	3	7	7	3	-- 20
Seahawks.....	3	3	7	8	-- 21

Seahawks - FG Brown 23
 Cowboys - FG Gramatica 50
 Seahawks - FG Brown 30
 Cowboys - Crayton 13 pass from Romo (Gramatica kick)
 Seahawks - Stevens 15 pass from Hasselbeck (Brown kick)
 Cowboys - Austin 93 kickoff return (Gramatica kick)
 Cowboys - FG Gramatica 29
 Seahawks - T. Glenn fumbled ball out end zone for safety
 Seahawks - Stevens 37 pass from Hasselbeck (Brown kick)

	Cowboys	Seahawks
First Downs.....	14	19
Total Net Yards.....	284	332
Net Yards Rushing.....	116	92
Net Yards Passing.....	168	240
Passes.....	29-17	36-18
Sacked/Yards.....	2/21	0/0
Passes Intercepted By.....	2	0
Punts-Average.....	5-48.4	5-35.0
Fumbles-Lost.....	4-1	1-0
Penalties-Yards.....	8-74	3-15
Time of Possession.....	28:23	31:37

Rushing

Cowboys - J. Jones, 22 for 112; Barber, 3 for 4; Romo, 1 for 0.
 Seahawks - Alexander, 24 for 69; Morris, 3 for 12; Strong, 3 for 8; Hasselbeck, 2 for 3.

Passing

Cowboys - Romo, 17-of-29, 189 yards, 1 TD.
 Seahawks - Hasselbeck, 18-of-36, 240 yards, 2 TD, 2 INT.

Receiving

Cowboys - Glenn, 4 for 41; Witten, 3 for 57; Crayton, 3 for 42, 1 TD; Barber, 3 for 23; Owens, 2 for 26; Jones, 2 for 0.
 Seahawks - Stevens, 5 for 77, 2 TD; Ingram, 4 for 88; Branch, 4 for 48; Strong, 2 for 13; Hackett, 2 for 8; Wallace, 1 for 6.

2006 Defensive Statistics

	Tackles			Sacks	Tkl/ Loss	QB Pres.	Int	Pass Def.	Fumbles For.-Rec.
	Solo	Asst.	Total						
1. James, Bradie	67	65	- 132	-	3(-10)	1	1	9	2-2
2. Ayodele, Akin	56	50	- 106	1.0(-14)	5(-12)	2	2	4	0-2
3. Henry, Anthony	84	6	- 90	-	-	-	2	23	
4. Williams, Roy	53	33	- 86	-	2(-4)	1	5	17	0-1
5. Ware, DeMarcus	61	21	- 82	11.5 (-89)	5(-8)	4	1	3	5-1
6. Newman, Terence	54	12	- 66	-	1(-1)	-	1	12	
7. Ferguson, Jason	47	17	- 64	-	4(-10)	3	-	1	
8. Watkins, Patrick	34	15	- 49	-	-	-	3	6	2-1
9. Spears, Marcus	31	17	- 48	1.0 (-8)	2(-6)	3	-	3	
10. Canty, Chris	28	16	- 44	1.0 (-2)	-	7	-	1	
11. Ellis, Greg	24	10	- 34	4.5 (-24)	3(-7)	2	1	3	3-0
12. Coleman, Kenyon	28	3	- 31	4.0 (-23)	1(-2)	1	-	4	1-0
13. Burnett, Kevin	17	6	- 23	1.0 (-2)	1(-6)	-	1	2	1-0
14. Singleton, Al	16	6	- 22	1.0 (-0)	1(-1)	-	-	1	1-0
15. Davis, Keith	12	9	- 21	-	-	1	-	-	
16. Glenn, Aaron	19	1	- 20	-	-	-	1	6	
17. Ratliff, Jay	13	4	- 17	4.0 (-27)	-	7	-	1	1-3
18. Hatcher, Jason	11	2	- 13	2.5 (-25)	1(-2)	7	-	-	
19. Carpenter, Bobby	8	3	- 11	1.5(-5)	-	-	-	1	
20. Jones, Nate	8	0	- 8	-	-	-	-	-	
21. Fowler, Ryan	1	2	- 3	-	1(-1)	-	-	-	
22. Reeves, Jacques	2	0	- 2	-	-	-	-	-	
23. Bowen, Stephen	1	0	- 1	1.0(-6)	-	1	-	-	
Coleman, Marcus	1	0	- 1	-	-	-	-	-	
25. Parrish, Tony	0	1	- 1	-	-	-	-	-	

2006 Special Teams Statistics

	Solo	Tackles		Total	Fumbles	
		Asst.	-		Recovered	(Yds)
1. Fowler, Ryan	10	14	-	24		
2. Burnett, Kevin	10	6	-	16	1-0	
3. Hurd, Sam	7	9	-	16	1-1	
4. Elam, Abram	11	4	-	15		
5. Davis, Keith	6	8	-	14		
6. Reeves, Jacques	7	6	-	13	1-0	
7. Singleton, Al	3	5	-	8		
8. Austin, Miles	5	2	-	7		
Carpenter, Bobby	5	2	-	7		
10. Ayodele, Akin	4	3	-	7		
11. Williams, Roy	2	5	-	7	1-1	
12. Hoyte, Oliver	2	3	-	5	1-0	
13. Watkins, Patrick	2	2	-	4		
14. Jones, Nate	1	2	-	3		
15. Ladouceur, L.P.	0	3	-	3		
16. Parrish, Tony	1	1	-	2		
17. Polite, Lousaka	0	2	-	2		
Thompson, Tyson	0	2	-	2		
19. Coleman, Marcus	1	0	-	1		
Newman, Terence	1	0	-	1		
21. Suisham, Shaun	0	1	-	1		

2006 Post Season Statistics

RECORD: 0-1

WILD CARD

Date	W/L	Score	Opponent	Aft.
1/6/07	L	20-21	@ Seattle	68,058

TEAM STATISTICS	DALLAS	OPP
FIRST DOWNS	14	19
Rushing	5	6
Passing	8	9
Penalty	1	4
Third Down-Made/Att	3/13	4/15
Third Down Efficiency	23.1	26.7
Fourth Down-Made/Att	1/2	2/3
TOTAL NET YARDS	284	332
Avg. Per Game	284.0	332.0
Total Plays	57	68
Avg. Per Play	5.0	4.9
NET YARDS RUSHING	116	92
Avg. Per Game	116.0	92.0
Total Rushes	26	32
Avg. Per Rush	4.5	2.9
NET YARDS PASSING	168	240
Avg. Per Game	168.0	240.0
Sacked/Yards Lost	2/21	0/0
Gross Yards	189	240
Attempts/Completions	29/17	36/18
Pct. of Completions	58.6	50.0
Had Intercepted	0	2
PUNTS/AVERAGE	5/48.4	5/35.0
Net Punting Average	41.8	31.6
PUNT RET./AVG.	1/17.0	3/4.3
KICKOFF RET./AVG.	4/40.0	5/22.2
INT./AVG. RET.	2/2	0
PENALTIES/YARDS	8/74	3/15
FUMBLES/BALL LOST	4/1	1/0
TOUCHDOWNS	2	2
Rushing	0	0
Passing	1	2
Returns	1	0
EXTRA POINTS/ATTEMPTS	2/2	1/1
TWO POINT CONV./ATTS	0/0	0/1
FIELD GOALS/ATTEMPTS	2/2	2/2
AVG. TIME OF POSS.	28:23	31:37

SCORE BY QUARTERS	1	2	3	4	OT	T
COWBOYS	3	7	7	3	-	20
Opponents	3	3	7	8	-	21

RUSHING	ATT	YDS	AVG	LG	TD
Jones, J.	22	112	5.1	35	0
Barber	3	4	1.3	3	0
Romo	1	0	0.0	0	0
COWBOYS	26	116	4.5	35	0
Opp. Totals	32	92	2.9	20	0

RECEIVING	ATT	YDS	AVG	LG	TD
Glenn, T.	4	41	10.3	18	0
Witten	3	57	19.0	32	0
Crayton	3	42	14.0	18	1
Barber	3	23	7.7	9	0
Owens	2	26	13.0	14	0
Jones, J.	2	0	0.0	2	0
COWBOYS	17	189	11.1	32	1
Opp. Totals	18	240	13.3	37	2

PASSING	ATT	COMP	YDS	PCT	AVG	TD	PCT	PCT	PCT	LG	SKS/YDS	RATING
Romo	29	17	189	58.6	6.52	1	3.4	0	0.0	32	2/21	89.6
COWBOYS	29	17	189	58.6	6.52	1	3.4	0	0.0	32	2/21	89.6
Opp. Totals	36	18	240	50.0	6.67	2	5.6	2	5.6	37	0/0	66.9

INTERCEPTIONS	NO	YDS	AVG	LG	TD
Williams	1	0	0.0	0	0
Henry	1	-4	-4.0	-4	0
COWBOYS	2	-4	-2.0	0	0
Opp. Totals	0	0	0.0	0	0

PUNTING	NO	YDS	AVG	TB	IN	LG	BL	NET
McBriar	5	242	48.4	1	0	62	0	41.8
COWBOYS	5	242	48.4	1	0	62	0	41.8
Opp. Totals	5	175	35.0	0	2	44	0	31.6

PUNT RETURNS	NO	FC	YDS	AVG	LG	TD
Newman	1	17	17.0	0	17	0
Newman	1	17	17.0	0	17	0
Crayton	0	0	0.0	2	0	0
COWBOYS	1	17	17.0	2	17	0
Opp. Totals	3	13	4.3	0	13	0

KICKOFF RETURNS	NO	YDS	AVG	LG	TD
Austin	3	136	45.3	93	1
Jones, N	1	24	24.0	24	0
COWBOYS	4	160	40.0	93	1
Opp. Totals	5	111	22.2	30	0

FIELD GOALS	11-19	20-29	30-39	40-49	50+
Gramatica	0-0	1-1	0-0	0-0	1-1
COWBOYS	0-0	1-1	0-0	0-0	1-1
Opponents	0-0	1-1	1-1	0-0	0-0

Gramatica: (50,29).
Opponents: (23,30).

SCORING	TDR	TDP	TDR1	2P1	FG	PAT	\$	TP
Gramatica	0	0	0	0	2/2	2/2	0	8
Austin	0	0	1a	0	0/0	0/0	0	6
Crayton	0	1	0	0	0/0	0/0	0	6
COWBOYS	0	1	1	0	2/2	2/2	0	20
Opp. Totals	0	2	0	0	2/2	1/1	1	21

2-Pt. Conversions: Team 0-0, Opponents 0-1
a- 93-yard kickoff return @ Seattle (1/6/07)
*- T. Glenn fumble through end zone @ Seattle (1/6/07)

DEFENSIVE STATS

	Tackles		
	Solo	Asst.	Total

Ayodele, Akin	7	1	8
Canty, Chris	7	0	7
Newman, Terence	5	1	6
Williams, Roy	2	4	6
Carpenter, Bobby	4	1	5
Coleman, Kenyon	4	0	4
Henry, Anthony	2	2	4
Watkins, Patrick	2	1	3
Ferguson, Jason	2	0	2
Parrish, Tony	2	0	2
Glenn, Aaron	1	0	1
Ratliff, Jay	1	0	1
Ware, DeMarcus	1	0	1
Spears, Marcus	0	1	1

Sacks (Loss)

Ayodele, Akin	1(-2)
Canty, Chris	1(-1)
Carpenter, Bobby	1(-5)
Ware, DeMarcus	1(-7)

2006 Game-by-Game COWBOYS OFFENSE

	FIRST DOWNS			TOTAL OFF.		RUSHING		PASSING			INT BY DAL		PUNT RETURNS			KO RETURNS			SCORING																
	T	R	Pa	YDS	PLYS	YDS	ATT	YDS	SK/YD	ATT	COM	I	NO	YDS	FC	TD	NO	YDS	TD	TD	Tdp	Tdr	PAT	2-PT	FG	T.O.P.									
@ Jacksonville	14	4	9	1	323	57	88	22	235	2/11	33	16	3	1	0	0	5-53.2	4	22	1	0	4	65	0	3	9-93	0/0	2	1	1	0	2/2	0/0	1/2	25:48
WASHINGTON	22	6	11	5	367	70	138	31	229	1/8	38	19	0	1	0	0	7-49.0	7	75	0	0	3	79	0	9-90	1/1	3	1	2	0	3/3	0/0	2/2	31:55	
@ Tennessee	23	11	10	2	396	61	217	41	179	0/0	20	13	1	2	22	1	1-40.0	2	21	1	0	2	43	0	5-61	0/0	6	3	2	1	6/6	0/0	1/2	32:34	
@ Philadelphia	23	11	11	1	320	84	146	39	174	7/49	38	18	3	0	0	0	6-52.5	6	18	2	0	7	184	0	7-49	4/2	3	2	0	1	3/3	0/0	1/1	36:59	
HOUSTON	21	8	11	2	354	69	170	37	184	2/19	30	19	0	2	15	0	4-58.8	3	5	2	0	2	50	0	9-73	0/0	4	1	3	0	4/4	0/0	2/2	35:14	
N.Y. GIANTS	21	5	14	2	379	64	69	21	310	6/28	37	21	4	1	0	0	3-41.0	1	7	0	0	6	136	0	1-5	0/0	3	1	2	0	2/2	1/1	0/0	27:31	
@ Carolina	27	10	15	2	414	76	156	38	258	2/12	36	24	1	1	0	0	4-48.3	4	28	2	0	3	81	0	9-86	0/0	4	3	1	0	3/3	1/1	2/3	38:16	
@ Washington	21	6	13	2	378	67	111	29	267	2/17	36	24	0	0	0	0	5-43.0	2	21	1	0	4	62	0	11-153	0/0	2	0	2	0	1/1	0/1	2/3	31:28	
@ Arizona	20	7	13	0	434	63	126	34	308	0/0	29	20	0	2	26	0	2-58.0	2	29	1	0	2	39	0	8-69	2/0	3	1	2	0	3/3	0/0	2/2	32:15	
INDIANAPOLIS	24	9	12	3	342	60	117	36	225	1/1	23	19	1	2	45	1	3-46.7	1	0	0	0	3	59	0	7-53	1/1	3	2	0	1	3/3	0/0	0/2	33:42	
TAMPA BAY	27	7	18	2	435	67	137	37	298	1/8	29	22	0	2	27	0	2-35.5	1	24	2	0	3	76	0	2-19	0/0	5	0	5	0	5/5	0/0	1/1	37:17	
@ N.Y. Giants	21	4	15	2	365	59	110	24	255	1/2	34	20	2	0	0	0	2-46.0	1	0	0	0	5	132	0	7-58	1/0	2	2	0	0	2/2	0/0	3/4	26:39	
NEW ORLEANS	16	3	11	2	347	51	116	26	231	2/18	33	16	2	0	0	0	4-40.8	3	21	1	0	5	148	0	6-43	1/0	2	1	1	0	2/2	0/0	1/2	22:49	
@ Atlanta	21	7	13	1	352	59	94	27	258	3/20	29	22	1	2	41	1	3-53.0	0	3	0	4	88	0	4-32	4/1	5	2	2	1	5/5	0/0	1/1	33:21		
PHILADELPHIA	16	5	7	4	201	51	83	19	118	3/24	29	14	2	1	37	0	3-43.7	1	8	1	0	4	91	0	2-10	2/1	1	0	1	0	1/1	0/0	0/0	22:54	
DETROIT	19	4	14	1	365	57	58	21	307	4/14	32	23	1	1	21	0	2-51.5	2	56	0	1	7	160	0	4-45	5/3	4	1	2	1	4/4	0/0	1/1	27:53	
Totals	336	107	197	32	5,772	1,015	1,936	472	3,836	37/231	506	310	21	18	234	3	56-48.2	40	335	17	1	64	1,493	0	100-939	21/9	52	21	26	5	49/49	2/3	20/28	31:02	

3rd DOWN	9/10 @ Jacksonville6/15	40.0%	10/15 HOUSTON8/16	50.0%	11/12 @ Arizona9/14	64.3%	12/10 NEW ORLEANS1/8	12.5%
EFFICIENCY	9/17 WASHINGTON6/16	37.5%	10/23 N.Y. GIANTS7/11	63.6%	11/19 INDIANAPOLIS4/11	36.4%	12/16 @ Atlanta7/12	58.3%
	10/1 @ Tennessee5/10	50.0%	10/29 @ Carolina6/14	42.9%	11/23 TAMPA BAY7/12	58.3%	12/25 PHILADELPHIA5/11	45.5%
	10/8 @ Philadelphia7/18	38.9%	11/5 @ Washington10/16	62.5%	12/3 @ N.Y. Giants6/11	54.5%	12/31 DETROIT6/10	60.0%

2006 Game-by-Game

COWBOYS DEFENSE

	FIRST DOWNS			TOTAL OFF.			RUSHING			PASSING			INT BY OPP.			PUNTS			POINT RETURNS			KICK RETURNS			PEN.			FUM.			SCORING					
	T	R	Pa	Yds	Plays	Yds	Att	Yds	Sk/Yd	Att	Com	I	No	Yds	No-Avg	No	Yds	TD	No	Yds	TD	No	Yds	TD	No	Yds	No/LT	TD	TDp	TDt	Pat	2-PT	Fg	T.O.P.		
@ Jacksonville	22	6	14	2	307	67	78	32	229	1/8	34	23	1	3	37	0	6-44.0	4	30	0	0	2	13	0	2-41	1/0	3	2	1	0	3/3	0/0	1/2	34-12		
WASHINGTON	16	4	9	3	245	58	93	20	152	6/45	32	18	1	0	0	0	8-51.6	5	47	1	0	4	163	1	11-117	1/0	1	0	0	1	1/1	0/0	1/1	28-05		
@ Tennessee	16	6	8	2	229	58	78	27	151	2/4	29	14	2	1	0	0	4-34.3	0	0	1	0	7	116	0	5-55	4/1	1	0	1	0	0/0	1/1	2/2	27-26		
@ Philadelphia	16	3	12	1	383	54	52	18	331	3/23	33	18	0	3	102	1	8-40.8	4	29	0	0	5	103	0	3-67	3/2	5	2	2	1	5/5	0/0	1/1	23-01		
HOUSTON	12	1	9	2	232	55	34	17	198	0/0	38	23	2	0	0	0	6-39.0	2	43	1	0	6	109	0	7-55	1/1	0	0	0	0	0/0	0/0	2/2	24-46		
N.Y. GIANTS	18	8	10	0	328	67	155	39	173	2/16	26	12	1	4	117	1	3-48.7	2	13	0	0	4	66	0	3-24	1/1	4	1	2	1	4/4	0/0	2/2	32-29		
@ Carolina	16	3	10	3	204	51	76	17	128	3/21	31	17	1	1	2	0	6-42.5	3	22	0	0	7	111	0	5-44	4/2	2	2	0	0	2/2	0/0	0/1	21-44		
@ Washington	18	4	10	4	300	56	117	32	183	1/9	23	14	0	0	0	0	4-42.8	3	50	0	0	6	78	0	5-41	1/1	2	1	1	0	2/2	0/0	2/3	28-32		
@ Arizona	17	5	10	2	295	60	86	21	209	1/7	38	20	2	0	0	0	3-35.7	1	4	0	0	5	99	0	5-35	2/1	1	1	0	0	1/1	0/0	1/1	27-45		
INDIANAPOLIS	22	7	12	3	335	64	88	23	247	2/7	39	20	2	1	-5	0	3-48.7	0	2	0	4	90	0	5-35	3/2	2	0	2	0	2/2	0/0	0/0	26-18			
TAMPA BAY	10	5	5	0	211	45	101	24	110	1/10	20	10	2	0	0	0	4-44.5	1	9	1	0	6	135	0	5-55	0/0	1	1	0	0	1/1	0/0	1/1	22-43		
@ N.Y. Giants	22	6	14	2	396	65	126	29	270	0/0	36	24	0	2	13	0	3-32.3	0	0	1	0	6	100	0	9-94	2/1	2	0	2	0	2/2	0/0	2/2	33-21		
NEW ORLEANS	28	11	16	1	536	75	159	36	377	1/7	38	26	0	2	10	0	4-47.8	1	-2	3	0	4	84	0	7-54	1/0	6	1	5	0	6/6	0/0	0/0	37-11		
@ Atlanta	19	5	14	0	376	60	127	27	249	4/21	29	19	2	1	40	0	4-43.0	1	3	1	0	7	158	0	8-68	1/1	4	0	4	0	4/4	0/0	0/0	26-39		
PHILADELPHIA	20	10	10	0	426	67	204	42	222	2/16	23	15	1	2	1	0	3-41.3	2	14	1	0	1	25	0	6-45	1/0	2	1	1	0	2/2	0/0	3/3	37-06		
DETROIT	22	4	16	2	362	72	85	25	277	5/29	42	28	1	1	17	0	3-46.3	2	72	0	0	6	121	0	7-65	0/0	4	0	4	0	3/3	0/1	4/4	32-07		
2006 Totals	294	88	179	27	5,165	974	1,659	429	3,506	34/223	511	301	18	21	334	2	72-43.1	31	334	12	0	80	1,571	1	93-895	26/13	40	12	25	3	38/38	1/2	22/25	28-58		

3rd DOWN	9/10	@ Jacksonville	5/13	38.5%	10/15	HOUSTON	3/13	23.1%	11/12	@ Arizona	7/15	46.7%	12/10	NEW ORLEANS	9/15	60.0%
EFFICIENCY	9/17	WASHINGTON	2/14	14.3%	10/23	N.Y. GIANTS	9/16	56.3%	11/19	INDIANAPOLIS	7/13	53.8%	12/16	@ Atlanta	6/12	50.0%
	10/1	@ Tennessee	6/12	50.0%	10/29	@ Carolina	3/9	33.3%	11/23	TAMPA BAY	5/10	50.0%	12/25	PHILADELPHIA	9/16	56.3%
	10/8	@ Philadelphia	2/12	16.7%	11/5	@ Washington	5/13	38.5%	12/3	@ N.Y. Giants	6/12	50.0%	12/31	DETROIT	9/17	52.9%

Individual Game-by-Game Rushing

	Julius Jones					Marion Barber					Tyson Thompson				
	No	Yds	Avg	Lg	TD	No	Yds	Avg	Lg	TD	No	Yds	Avg	Lg	TD
9/10 @ Jacksonville	17	72	4.2	23t	1	3	13	4.3	8	0					
9/17 WASHINGTON	20	94	4.7	14	0	8	39	4.9	15	1	3	5	1.7	4	0
10/1 @ Tennessee	23	122	5.304	26	1	9	55	6.1	16	1	5	18	3.6	7t	1
10/8 @ Philadelphia	26	100	3.8	11	0	7	22	3.1	11	1					
10/15 HOUSTON	22	106	4.8	33	0	10	57	5.7	15	1	5	7	1.4	6	0
10/23 N.Y. GIANTS	13	30	2.3	7	0	6	29	4.8	22	0					
10/29 @ Carolina	24	92	3.8	14t	1	9	49	5.4	14t	2					
11/5 @ Washington	20	73	3.7	10	0	7	45	6.4	10	0	RESERVE/INJURED				
11/12 @ Arizona	15	45	3.0	11	0	13	65	4.6	12	1	RESERVE/INJURED				
11/19 INDIANAPOLIS	22	79	3.6	12	0	9	35	3.9	20	2	RESERVE/INJURED				
11/23 TAMPA BAY	11	40	3.6	14	0	16	83	5.2	24	0	RESERVE/INJURED				
12/3 @ N.Y. Giants	11	24	2.2	6	0	12	76	6.3	25	2	RESERVE/INJURED				
12/10 NEW ORLEANS	10	116	11.6	77t	1	2	-1	-0.5	0	0	RESERVE/INJURED				
12/16 @ Atlanta	13	26	2.0	9	0	11	69	6.3	13	2	RESERVE/INJURED				
12/25 PHILADELPHIA	10	38	3.8	7	0	6	3	0.5	4	0	RESERVE/INJURED				
12/31 DETROIT	10	27	2.7	10	0	7	15	2.1	6	1	RESERVE/INJURED				
2006 Totals	267	1,084	4.1	77t	4	135	654	4.8	25	14	13	30	2.3	7t	1

	Keylon Kincade					Tony Romo					Drew Bledsoe				
	No	Yds	Avg	Lg	TD	No	Yds	Avg	Lg	TD	No	Yds	Avg	Lg	TD
9/10 @ Jacksonville											2	3	1.5	4	0
9/17 WASHINGTON															
10/1 @ Tennessee						3	0	0.0	4	0					
10/8 @ Philadelphia											5	24	4.8	11	1
10/15 HOUSTON															
10/23 N.Y. GIANTS						1	9	9.0	9	0	1	1	1.0	1t	1
10/29 @ Carolina						4	18	4.5	9	0	DID NOT PLAY				
11/5 @ Washington						1	1	1.0	1	0	DID NOT PLAY				
11/12 @ Arizona	4	9	2.3	7	0	2	7	3.5	7	0	DID NOT PLAY				
11/19 INDIANAPOLIS						5	3	0.6	6	0	DID NOT PLAY				
11/23 TAMPA BAY						3	-4	-1.3	-1	0	DID NOT PLAY				
12/3 @ N.Y. Giants						1	10	10.0	10	0	DID NOT PLAY				
12/10 NEW ORLEANS						4	1	0.3	2	0	DID NOT PLAY				
12/16 @ Atlanta						3	-1	-0.3	0	0	DID NOT PLAY				
12/25 PHILADELPHIA						3	42	14.0	16	0	DID NOT PLAY				
12/31 DETROIT						4	16	4.0	6	0	DID NOT PLAY				
2006 Totals	4	9	2.3	7	0	34	102	3.0	16	0	8	28	3.5	11	2

	Lousaka Polite					Terry Glenn					Mat McBriar				
	No	Yds	Avg	Lg	TD	No	Yds	Avg	Lg	TD	No	Yds	Avg	Lg	TD
9/10 @ Jacksonville															
9/17 WASHINGTON															
10/1 @ Tennessee						1	22	22.0	22	0					
10/8 @ Philadelphia											1	0	0.0	0	0
10/15 HOUSTON															
10/23 N.Y. GIANTS															
10/29 @ Carolina						1	-3	-3.0	-3	0					
11/5 @ Washington						1	-8	-8.0	-8	0					
11/12 @ Arizona															
11/19 INDIANAPOLIS															
11/23 TAMPA BAY	7	18	2.6	4	0										
12/3 @ N.Y. Giants															
12/10 NEW ORLEANS															
12/16 @ Atlanta															
12/25 PHILADELPHIA															
12/31 DETROIT															
2006 Totals	7	18	2.6	4	0	3	11	3.7	22	0	1	0	0.0	0	0

Individual Game-by-Game Receiving

		Terrell Owens					Terry Glenn					Jason Witten				
		No	Yds	Avg	Lg	TD	No	Yds	Avg	Lg	TD	No	Yds	Avg	Lg	TD
9/10	@ Jacksonville	6	80	13.3	21t	1	4	81	20.3	51	0	3	33	11.0	15	0
9/17	WASHINGTON	3	19	6.3	12	0	6	94	15.7	40t	1	4	45	11.3	22	0
10/1	@ Tennessee	5	88	17.6	46	0	5	54	10.8	13t	2	2	19	9.5	11	0
10/8	@ Philadelphia	3	45	15.0	24	0	5	61	12.2	19	0	4	51	12.8	17	0
10/15	HOUSTON	5	45	9.0	21t	3	5	47	9.4	11	0	3	17	5.7	13	0
10/23	N.Y. GIANTS	6	98	16.3	31	1	4	41	10.3	15	0	4	72	18.0	31	0
10/29	@ Carolina	9	107	11.9	28	0	4	52	13.0	26	0	6	80	13.3	26	1
11/5	@ Washington	7	76	10.9	20	1	3	26	8.7	10t	1	5	50	10.0	28	0
11/12	@ Arizona	5	96	19.2	51t	1	INACTIVE/INJURED					5	58	11.6	22	0
11/19	INDIANAPOLIS	4	70	17.5	28	0	6	78	13	33	0	3	25	8.3	11	0
11/23	TAMPA BAY	8	107	13.4	26	1	4	89	22.3	45	2	3	30	10.0	13	0
12/3	@ N.Y. Giants	8	84	10.5	20	0	4	52	13.0	27	0	3	73	24.3	42	0
12/10	NEW ORLEANS	3	56	18.7	34t	1	8	150	18.75	50	0	4	33	8.3	18	0
12/16	@ Atlanta	5	69	13.8	51t	2	5	96	19.2	34	0	5	56	11.2	19	0
12/25	PHILADELPHIA	2	23	11.5	14t	1	1	17	17.0	17	0	6	50	8.3	13	0
12/31	DETROIT	6	117	19.5	56t	1	6	109	18.2	54	0	4	62	15.5	24	0
2006 Totals		85	1,180	13.9	56t	13	70	1,047	15.0	54	6	64	754	11.8	42	1

		Patrick Crayton					Marion Barber					Anthony Fasano				
		No	Yds	Avg	Lg	TD	No	Yds	Avg	Lg	TD	No	Yds	Avg	Lg	TD
9/10	@ Jacksonville						2	13	6.5	12	0					
9/17	WASHINGTON	2	14	7.0	10	1	1	26	26.0	26	0	3	39	13.0	14	0
10/1	@ Tennessee						1	18	18.0	18	0					
10/8	@ Philadelphia	2	18	9.0	12	0	3	26	8.7	14	0					
10/15	HOUSTON	5	61	12.2	17	0										
10/23	N.Y. GIANTS	3	69	23.0	53t	1	1	17	17.0	17	0	2	16	8.0	9	0
10/29	@ Carolina	1	13	13.0	13	0	1	7	7.0	7	0	3	11	3.7	5	0
11/5	@ Washington	4	84	21.0	48	0	2	28	14.0	24	0	2	16	8.0	11	0
11/12	@ Arizona	5	104	20.8	34	1	1	8	8	8	0					
11/19	INDIANAPOLIS	2	6	3.0	4	0						1	22	22.0	22	0
11/23	TAMPA BAY	4	68	17.0	33	0	2	3	1.5	2t	2	1	9	9.0	9	0
12/3	@ N.Y. Giants	3	31	10.3	12	0										
12/10	NEW ORLEANS															
12/16	@ Atlanta	1	9	9.0	9	0	4	27	6.8	15	0					
12/25	PHILADELPHIA	2	29	14.5	17	0						2	13	6.5	7	0
12/31	DETROIT	2	10	5.0	6t	1	5	23	4.6	8	0					
2006 Totals		36	516	14.3	53t	4	23	196	8.5	26	2	14	126	9.0	22	0

		Julius Jones					Sam Hurd					Lousaka Polite				
		No	Yds	Avg	Lg	TD	No	Yds	Avg	Lg	TD	No	Yds	Avg	Lg	TD
9/10	@ Jacksonville	1	39	39.0	39	0	INACTIVE									
9/17	WASHINGTON															
10/1	@ Tennessee															
10/8	@ Philadelphia	1	22	22.0	22	0										
10/15	HOUSTON						1	33	33.0	33	0					
10/23	N.Y. GIANTS	1	25	25.0	25	0						RELEASED 10/20				
10/29	@ Carolina															
11/5	@ Washington											RE-SIGNED 11/2				
11/12	@ Arizona						4	42	10.5	16	0	RELEASED 11/7				
11/19	INDIANAPOLIS	3	25	8.3	15	0						RE-SIGNED 11/15				
11/23	TAMPA BAY															
12/3	@ N.Y. Giants	1	11	11.0	11	0										
12/10	NEW ORLEANS	1	10	10.0	10	0										
12/16	@ Atlanta											2	21	10.5	12	0
12/25	PHILADELPHIA	1	10	10.0	10	0										
12/31	DETROIT															
2006 Totals		9	142	15.8	39	0	5	75	15.0	33	0	2	21	10.5	12	0

Individual Game-by-Game Passing

		Drew Bledsoe								
		Att	Cmp	Yds	Pct.	TD	Int	Long	Sk/Yd	Rtg
9/10	@ Jacksonville	33	16	246	48.5%	1	3	51	2/11	45.8
9/17	WASHINGTON	38	19	237	50.0%	2	0	40t	1/8	87.3
10/1	@ Tennessee	20	13	179	65.0%	2	1	46	0/0	106.0
10/8	@ Philadelphia	38	18	223	47.4%	0	3	24	7/49	33.1
10/15	HOUSTON	28	17	168	60.7%	2	0	21t	2/19	101.5
10/23	N.Y. GIANTS	12	7	111	58.3%	0	1	31	4/20	54.5
10/29	@ Carolina	DID NOT PLAY								
11/5	@ Washington	DID NOT PLAY								
11/12	@ Arizona	DID NOT PLAY								
11/19	INDIANAPOLIS	DID NOT PLAY								
11/23	TAMPA BAY	DID NOT PLAY								
12/3	@ N.Y. Giants	DID NOT PLAY								
12/10	NEW ORLEANS	DID NOT PLAY								
12/16	@ Atlanta	DID NOT PLAY								
12/25	PHILADELPHIA	DID NOT PLAY								
12/31	DETROIT	DID NOT PLAY								
2006 Totals		169	90	1,164	53.3%	7	8	51	16/107	69.2

		Tony Romo								
		Att	Cmp	Yds	Pct.	TD	Int	Long	Sk/Yd	Rtg
9/10	@ Jacksonville	DID NOT PLAY								
9/17	WASHINGTON	DID NOT PLAY								
10/1	@ Tennessee	DID NOT PLAY								
10/8	@ Philadelphia	DID NOT PLAY								
10/15	HOUSTON	2	2	35	100.0%	1	0	33	0/0	158.3
10/23	N.Y. GIANTS	25	14	227	56.0%	2	3	53t	2/8	73.7
10/29	@ Carolina	36	24	270	66.7%	1	1	28	2/12	86.6
11/5	@ Washington	36	24	284	66.7%	2	0	48	2/17	109.0
11/12	@ Arizona	29	20	308	69.0%	2	0	51t	0/0	126.8
11/19	INDIANAPOLIS	23	19	226	82.6%	0	1	33	1/1	89.5
11/23	TAMPA BAY	29	22	306	75.9%	5	0	45	1/8	148.9
12/3	@ N.Y. Giants	34	20	257	58.8%	0	2	42	1/2	58.1
12/10	NEW ORLEANS	33	16	249	48.5%	1	2	50	2/18	58.8
12/16	@ Atlanta	29	22	278	75.9%	2	1	51t	3/20	113.9
12/25	PHILADELPHIA	29	14	142	48.3%	1	2	17	3/24	45.5
12/31	DETROIT	32	23	321	71.9%	2	1	56t	4/14	111.6
2006 Totals		337	220	2,903	65.3%	19	13	56t	21/124	95.1

Individual Game-by-Game Punt Returns

		Terence Newman				Patrick Crayton				Skyler Green									
		No	Yds	Avg	FC	Lg	TD	No	Yds	Avg	FC	Lg	TD	No	Yds	Avg	FC	Lg	TD
9/10	@ Jacksonville																		
9/17	WASHINGTON	3	40	13.3	0	16	0	4	35	8.8	0	12	0	PRACTICE SQUAD					
10/1	@ Tennessee	2	21	10.5	0	20	0	0	0	0.0	1	0	0	PRACTICE SQUAD					
10/8	@ Philadelphia	3	2	0.7	0	5	0	3	16	5.3	2	10	0	SIGNED 10/14					
10/15	HOUSTON													3	5	1.7	2	3	0
10/23	N.Y. GIANTS													INACTIVE					
10/29	@ Carolina													INACTIVE					
11/5	@ Washington	2	16	8.0	0	11	0	2	12	6.0	2	7	0	2	21	10.5	1	13	0
11/12	@ Arizona	1	10	10.0	1	10	0	1	19	19.0	0	19	0	INACTIVE					
11/19	INDIANAPOLIS	1	0	0.0	0	0	0												
11/23	TAMPA BAY	1	24	24.0	1	24	0	0	0	0.0	1	0	0	INACTIVE					
12/3	@ N.Y. Giants	1	0	0.0	1	0	0												
12/10	NEW ORLEANS	2	18	9.0	1	14	0	1	3	3.0	0	3	0	RELEASED 12/28					
12/16	@ Atlanta	0	0	0.0	2	0	0	0	0	0.0	1	0	0						
12/25	PHILADELPHIA	1	8	8.0	1	8	0												
12/31	DETROIT	2	56	28.0	0	56	1												
2006 Totals		20	202	10.1	7	56	1	11	85	7.7	7	19	0	5	26	5.2	3	13	0

Individual Game-by-Game Kickoff Returns

		Tyson Thompson				Miles Austin				Abram Elam						
		No	Yds	Avg	Lg	TD	No	Yds	Avg	Lg	TD	No	Yds	Avg	Lg	TD
9/10	@ Jacksonville	2	46	23.0	26	0	INACTIVE				1	19	19.0	19	0	
9/17	WASHINGTON	2	53	26.5	31	0	INACTIVE				1	26	26.0	26	0	
10/1	@ Tennessee	2	43	21.5	27	0	INACTIVE									
10/8	@ Philadelphia	5	151	30.2	41	0	INACTIVE				1	25	25.0	25	0	
10/15	HOUSTON	2	50	25.0	31	0	INACTIVE									
10/23	N.Y. GIANTS	6	136	22.7	26	0	INACTIVE									
10/29	@ Carolina	2	67	33.5	37	0	INACTIVE									
11/5	@ Washington	RESERVE/INJURED				INACTIVE										
11/12	@ Arizona	RESERVE/INJURED				2	39	19.5	22	0						
11/19	INDIANAPOLIS	RESERVE/INJURED				2	59	29.5	31	0						
11/23	TAMPA BAY	RESERVE/INJURED				3	76	24.0	34	0						
12/3	@ N.Y. Giants	RESERVE/INJURED				4	107	26.8	33	0	1	25	25.0	25	0	
12/10	NEW ORLEANS	RESERVE/INJURED				5	148	29.6	37	0						
12/16	@ Atlanta	RESERVE/INJURED				4	88	22.0	37	0						
12/25	PHILADELPHIA	RESERVE/INJURED				4	91	22.8	28	0						
12/31	DETROIT	RESERVE/INJURED				5	145	29.0	35	0	INACTIVE					
2006 Totals		21	546	26.0	41	0	29	753	26.0	37	0	4	95	23.8	26	0

Individual Game-by-Game Tackles

	Akin Ayodele				Jason Ferguson				Anthony Henry			
	Solo	Asst.	Total	Sacks	Solo	Asst.	Total	Sacks	Solo	Asst.	Total	Sacks
9/10 @ Jacksonville	5	2	7		2	2	4		8	0	8	
9/17 WASHINGTON	2	4	6		4	1	5		2	0	2	
10/1 @ Tennessee	3	4	7		3	0	3		4	0	4	
10/8 @ Philadelphia	2	3	5		4	0	4		6	0	6	
10/15 HOUSTON	4	1	5		2	2	4		8	0	8	
10/23 N.Y. GIANTS	1	6	7		3	0	3		7	2	9	
10/29 @ Carolina	2	1	3	1.0(-14)	2	1	3		7	1	8	
11/5 @ Washington	4	2	6		3	2	5		4	0	4	
11/12 @ Arizona	1	6	7		2	1	3		7	1	8	
11/19 INDIANAPOLIS	6	1	7		0	2	2		4	0	4	
11/23 TAMPA BAY	2	4	6		4	0	4		2	0	2	
12/3 @ N.Y. Giants	8	4	12		2	1	3		4	1	5	
12/10 NEW ORLEANS	4	1	5		3	1	4		6	0	6	
12/16 @ Atlanta	5	4	9		3	0	3		6	0	6	
12/25 PHILADELPHIA	1	4	5		6	3	9		6	1	7	
12/31 DETROIT	6	3	9		4	1	5		3	0	3	
2006 Totals	56	50	106	1.0(-14)	47	17	64		84	6	90	

	Bradie James				Terence Newman				Marcus Spears			
	Solo	Asst.	Total	Sacks	Solo	Asst.	Total	Sacks	Solo	Asst.	Total	Sacks
9/10 @ Jacksonville	3	3	6		7	0	7		2	0	2	
9/17 WASHINGTON	2	4	6		4	0	4		1	1	2	1.0(-8)
10/1 @ Tennessee	2	4	6		2	0	2		2	2	4	
10/8 @ Philadelphia	1	5	6		1	0	1		2	0	2	
10/15 HOUSTON	5	6	11						2	1	3	
10/23 N.Y. GIANTS	4	1	5		6	2	8		2	1	3	
10/29 @ Carolina	5	6	11		3	1	4		2	0	2	
11/5 @ Washington	1	2	3		2	2	4		3	2	5	
11/12 @ Arizona	7	6	13		3	1	4		3	1	4	
11/19 INDIANAPOLIS	6	1	7		3	0	3		2	1	3	
11/23 TAMPA BAY	6	6	12		1	1	2		1	2	3	
12/3 @ N.Y. Giants	6	4	10		5	1	6		2	0	2	
12/10 NEW ORLEANS	6	4	10		7	0	7		2	4	6	
12/16 @ Atlanta	3	3	6		5	0	5		3	1	4	
12/25 PHILADELPHIA	3	4	7		3	2	5		2	1	3	
12/31 DETROIT	7	6	13		2	2	4					
2006 Totals	67	65	132		54	12	66		31	17	48	1.0(-8)

	DeMarcus Ware				Patrick Watkins				Roy Williams			
	Solo	Asst.	Total	Sacks	Solo	Asst.	Total	Sacks	Solo	Asst.	Total	Sacks
9/10 @ Jacksonville	4	3	7		6	1	7		2	3	5	
9/17 WASHINGTON	4	0	4	1.0(-11)	5	1	6		4	0	4	
10/1 @ Tennessee	4	0	4		4	3	7		4	3	7	
10/8 @ Philadelphia	2	1	3	1.0(-8)	2	0	2		3	4	7	
10/15 HOUSTON	2	2	4		1	1	2		4	3	7	
10/23 N.Y. GIANTS	6	2	8	1.0(-10)	4	2	6		4	3	7	
10/29 @ Carolina	2	3	5				INACTIVE		0	1	1	
11/5 @ Washington	6	0	6	1.0(-9)			INACTIVE		3	3	6	
11/12 @ Arizona	2	1	3	1.0(-9)					1	0	1	
11/19 INDIANAPOLIS	4	0	4	1.0(-7)	1	0	1		2	2	4	
11/23 TAMPA BAY	2	1	3		0	1	1		2	1	3	
12/3 @ N.Y. Giants	6	1	7		1	0	1		7	1	8	
12/10 NEW ORLEANS	4	0	4	1.0(-7)	1	0	1		4	3	7	
12/16 @ Atlanta	4	2	6	0.5(-1)	2	2	4		5	1	6	
12/25 PHILADELPHIA	4	2	6	1.0(-16)	5	1	6		2	1	3	
12/31 DETROIT	5	3	8	3.0(-11)	2	3	5		6	4	10	
2006 Totals	61	21	82	11.5(-81)	34	15	49		53	33	86	

2006 Preseason Statistics

RECORD: 3-0-1

Date	W/L	Score	Opponent	Att.
8/12	W	13-3	@ Seattle	36,787
8/21	W	30-7	New Orleans	45,162
8/26	W	17-7	@ Shreveport	
8/31	T	10-10	SAN FRANCISCO	61,295
			MINNESOTA	60,299

TEAM STATISTICS	DALLAS	OPP
FIRST DOWNS	96	55
Rushing	27	14
Passing	64	39
Penalty	5	2
Third Down-Made/Att.	28/55	23/52
Third Down Efficiency	50.9	44.2
Fourth Down-Made/Att.	4/4	0/3
TOTAL NET YARDS	1,749	964
Avg. Per Game	437.3	241.0
Total Plays	283	212
Avg. Per Play	6.2	4.5
NET YARDS RUSHING	510	298
Avg. Per Game	127.5	74.5
Total Rushes	144	89
Avg. Per Rush	3.5	3.3
NET YARDS PASSING	1,239	666
Avg. Per Game	309.8	166.5
Sacked/Yards Lost	3/19	12/71
Gross Yards	1,258	737
Attempts/Completions	136/97	111/73
Pct. of Completions	71.3	65.8
Had Intercepted	4	1
PUNTS/AVERAGE	12/41.9	23/46.9
Net Punting Average	36.5	40.2
PUNT RET./AVG.	13/8.7	8/5.6
KICKOFF RET./AVG.	7/24.4	15/20.3
INT./AVG. RET.	1/0.0	4/15.8
PENALTIES/YARDS	20/160	18/135
FUMBLES/BALL LOST	8/2	5/2
TOUCHDOWNS	7	3
Rushing	1	1
Passing	6	2
Returns	0	0
EXTRA POINTS/ATTEMPTS	7/7	3/3
TWO POINT CONV./ATTS.	0/0	0/0
FIELD GOALS/ATTEMPTS	7/10	2/3
AVG. TIME OF POSS.	36:20	23:40

SCORING	TDR	TD	PT	2PI	FG	PAT	S	TP
Suisham	0	0	0	0	4/5	5/5	0	17
Glenn, T.	0	2	0	0	0/0	0/0	0	12
Vanderjagt	0	0	0	0	2/4	2/2	0	8
Austin	0	1	0	0	0/0	0/0	0	6
Barber	1	0	0	0	0/0	0/0	0	6
Crayton	0	1	0	0	0/0	0/0	0	6
Hurd	0	1	0	0	0/0	0/0	0	6
Thompson	0	1	0	0	0/0	0/0	0	6
Fredrickson	0	0	0	0	1/1	0/0	0	3
COWBOYS	1	6	0	0	7/10	7/7	0	70
Opponents	1	2	0	0	2/3	3/3	0	27

2-PT. Conversions: Team 0-0, Opponents 0-0
a- punt blocked out of bounds in end zone

RUSHING	ATT	YDS	AVG	LG	TD	FIELD GOALS	11-19	20-29	30-39	40-49	50+
Thompson	40	195	4.9	25	0	Suisham	0-0	2-2	1-2	1-1	0-0
Barber	36	146	4.1	15	1	Vanderjagt	0-0	2-2	0-2	0-0	0-0
Jones, J.	43	97	2.3	11	0	Fredrickson	0-0	0-0	0-0	1-1	0-0
Kincade	12	36	3.0	9	0	COWBOYS	0-0	4-4	1-4	2-2	0-0
Romo	8	26	3.3	9	0	Opp. Totals	0-0	1-1	0-0	1-1	0-1
Bledsoe	3	6	2.0	3	0	Suisham: (34),(24,42),(25,32M),(1)					
Polite	2	4	2.0	4	0	Fredrickson: (1),(49),(1)					
COWBOYS	144	510	3.5	25	1	Vanderjagt: (21),(1),(1),(22,33M,32M)					
Opp. Totals	89	298	3.3	18	0	Opponents: (40,55M),(1),(1),(24)					

RECEIVING	ATT	YDS	AVG	LG	TD
Rector	20	245	12.3	30	0
Hurd	15	200	13.3	33	1
Glenn, T.	11	202	18.4	52	2
Copper	8	123	15.4	32	0
Crayton	8	96	12.0	33	1
Witten	6	68	11.3	21	0
Barber	6	51	8.5	34	0
Jones, J.	5	44	8.8	16	0
Thompson	5	39	7.8	23	1
Hannam	3	49	16.3	25	0
Curtis	2	50	25.0	27	0
Fasano	2	16	8.0	9	0
Polite	2	9	4.5	5	0
Austin	1	48	48.0	48	1
Tolver	1	7	7.0	7	0
Owens	1	6	6.0	6	0
Ryan	1	5	5.0	5	0
COWBOYS	97	1,258	13.0	52	6
Opp. Totals	73	737	10.1	40	2

INTERCEPTIONS	NO	YDS	AVG	LG	TD
Henry	1	0	0.0	0	0
COWBOYS	1	0	0.0	0	0
Opp. Totals	4	63	15.8	30	0

PUNTING	NO	YDS	AVG	TBIN20	LG	BL	NET
McBriar	10	427	42.7	1	6	56	0 36.7
Fredrickson	2	76	38.0	0	2	46	0 35.5
COWBOYS	12	503	41.9	1	8	56	0 36.5
Opp. Totals	23	1,078	46.9	2	10	61	0 40.2

PUNT RETURNS	NO	YDS	AVG	FC	LG	TD
Green	12	103	8.6	2	22	0
Rector	1	10	10.0	0	10	0
COWBOYS	13	113	8.7	2	22	0
Opp. Totals	8	45	5.6	1	16	0

KICKOFF RETURNS	NO	YDS	AVG	LG	TD
Green	3	61	20.3	29	0
Thompson	2	79	39.5	46	0
Elam	2	31	15.5	16	0
COWBOYS	7	171	24.4	46	0
Opp. Totals	15	304	20.3	25	0

SCORE BY QUARTERS	1	2	3	4	OT	T
COWBOYS	27	20	6	17	-	70
Opponents	0	10	7	10	-	27

	DEFENSIVE STATS			
	Tackles	Solo	Asst.	Total
Elam, Abram	10	5	-	15
Singleton, Al	8	3	-	11
Hoyte, Oliver	7	4	-	11
Burnett, Kevin	7	3	-	10
Ayodele, Akin	6	4	-	10
Fowler, Ryan	8	1	-	9
Coleman, Kenyon	7	2	-	9
Jones, Nathan	7	2	-	9
Hatcher, Jason	6	3	-	9
Henry, Anthony	6	3	-	9
Ratliff, Jay	6	3	-	9
Ferguson, Jason	5	3	-	8
James, Bradie	5	3	-	8
Newman, Terence	7	0	-	7
Carpenter, Bobby	6	1	-	7
Ellis, Greg	6	1	-	7
Williams, Roy	4	3	-	7
Spears, Marcus	3	4	-	7
Glenn, Aaron	5	1	-	6
Ware, DeMarcus	4	2	-	6
Watkins, Patrick	4	2	-	6
Williams, Lenny	5	0	-	5
Pile, Willie	4	1	-	5
Canty, Chris	2	3	-	5
Johnson, Thomas	4	0	-	4
Stanley, Montavious	3	1	-	4
Shanle, Scott	1	3	-	4
Butler, Quincy	2	1	-	3
Reeves, Jacques	2	1	-	3
Bowen, Stephen	0	3	-	3
Boiman, Rocky	2	0	-	2
Saldi, John	1	1	-	2
Coleman, Marcus	0	2	-	2
Davis, Keith	1	0	-	1
Glymph, Junior	1	0	-	1

Sacks (Loss)	
Elam, Abram	1.0 (-2)
Singleton, Al	1.0 (-11)
Burnett, Kevin	1.0 (-3)
Ayodele, Akin	1.0 (-2)
Coleman, Kenyon	1.0 (-1)
Hatcher, Jason	3.0 (-24)
Ellis, Greg	1.0 (-4)
Johnson, Thomas	1.0 (-13)
Glymph, Junior	2.0 (-11)

PASSING	ATT	COMP	YDS	PCT	AVG	TD	PCT	PCT	LG	SKS/YDS	RATING
Romo	92	64	833	69.6	9.1	3	3.3	3	3.3	48/1	95.1
Bledsoe	44	33	425	75.0	9.7	3	6.8	1	2.3	52/1/8	118.1
COWBOYS	136	97	1,258	71.3	9.3	6	4.4	4	2.9	52/3/19	102.5
Opp. Totals	111	73	737	65.8	6.6	2	1.8	1	0.9	40/12/71	86.8

SIDELINES

HISTORY





PLAYOFF
RECORDS


RECORDS

2006 SEASON

PLAYERS

STAFF





**THE
RECORDS**

Cowboys All-Time Leaders

RUSHING

Player	Att.	Yards	Avg.	Long	TD
1. Smith, Emmitt (1990-2002)	4,052	17,162	4.2	75t	153
2. Dorsett, Tony (1977-87)	2,755	12,036	4.4	99t	72
3. Perkins, Don (1961-68)	1,500	6,217	4.2	59	42
4. Hill, Calvin (1969-74)	1,166	5,009	4.3	55	39
5. Newhouse, Robert (1972-83)	1,160	4,784	4.1	54	31
6. Garrison, Walt (1966-74)	899	3,886	4.3	41	30
7. Walker, Herschel (1986-89, 1996-97)	818	3,491	4.3	84t	27
8. Jones, Julius (2004-current)	721	2,896	4.0	77t	16
9. Staubach, Roger (1969-79)	410	2,264	5.5	33	20
10. Springs, Ron (1979-84)	604	2,180	3.6	46	28

RECEIVING

Player	Rec.	Yards	Avg.	Long	TD
1. Irvin, Michael (1988-99)	750	11,904	15.9	87t	65
2. Pearson, Drew (1973-83)	489	7,822	16.0	67	48
3. Smith, Emmitt (1990-2002)	486	3,012	6.2	86	11
4. Hill, Calvin (1977-86)	479	7,988	16.7	75t	51
5. Dorsett, Tony (1977-87)	382	3,432	9.0	91	13
6. Hayes, Bob (1965-74)	365	7,295	20.0	95	71
7. Novacek, Jay (1990-96)	339	3,576	10.5	49	22
8. Cosbie, Doug (1979-88)	300	3,728	12.4	61t	30
9. Johnston, Daryl (1989-99)	294	2,227	7.6	28	14
10. Clarke, Frank (1960-67)	281	5,214	18.6	80	50

RUSHING-RECEIVING

Player	Rushing	Receiving	Total
1. Smith, Emmitt (1990-2002)	17,162	3,012	20,174
2. Dorsett, Tony (1977-87)	12,036	3,432	15,468
3. Irvin, Michael (1988-99)	6	11,904	11,910
4. Hill, Calvin (1977-86)	90	7,988	8,078
5. Pearson, Drew (1973-83)	190	7,822	8,012
6. Perkins, Don (1961-68)	6,217	1,310	7,527
7. Hayes, Bob (1965-74)	70	7,295	7,365
8. Hill, Calvin (1969-74)	5,009	1,359	6,368
9. Walker, Herschel (1986-89, 1996-97)	3,491	2,556	6,047
10. Newhouse, Robert (1972-83)	4,784	956	5,740

PASSING (Min. 1500 att.)

Player	Att.	Comp.	Pct.	Yards	TD	Long	Int.	Rating
1. Staubach, Roger (1969-79)	2,958	1,685	57.0	22,700	153	91t	109	83.4
2. White, Danny (1976-88)	2,950	1,761	59.7	21,959	155	80t	132	81.7
3. Aikman, Troy (1989-2000)	4,715	2,898	61.5	32,942	165	90t	141	81.6
4. Meredith, Don (1960-68)	2,308	1,170	50.7	17,199	135	95t	111	74.7

SCORING

Player	TD	PAT	2PT	FG	TP
1. Smith, Emmitt (1990-2002)	164	-	1	-	986
2. Septien, Rafael (1978-86)	-	388	-	162	874
3. Dorsett, Tony (1977-87)	86	-	-	-	516
4. Hayes, Bob (1965-74)	76	-	-	-	456
5. Irvin, Michael (1988-99)	65	-	1	-	392
6. Clark, Mike (1968-71, 73)	-	180	-	69	386
7. Boniol, Chris (1994-96)	-	118	-	81	361
8. Cunningham, Richie (1997-99)	-	95	-	75	320
9. Fritsch, Toni (1971-73, 75)	-	119	-	66	317
10. Clarke, Frank (1960-67)	51	-	-	-	306
Hill, Tony (1977-86)	51	-	-	-	306

FIELD GOALS (Min. 100 made)

Player	Att.	Made	Pct.	Long
1. Septien, Rafael (1978-86)	226	162	.717	53

PUNTING (Min. 300)

Player	No.	Yds.	Avg.	TB	IN20	Long	Blk.	Net
1. Gowin, Toby (1997-99, 2003)	338	14,099	41.7	41	106	72	1	35.5
2. Saxon, Mike (1985-92)	591	24,542	41.5	68	166	64	4	34.8
3. White, Danny (1976-88)	612	24,571	40.1	74	144	73	5	34.1

INTERCEPTIONS

Player	No.	Yards	Avg.	Long	TD
1. Renfro, Mel (1964-77)	52	626	12.0	90	3
2. Walls, Everson (1981-89)	44	391	8.9	37	0
3. Waters, Charlie (1970-78, 80-81)	41	584	14.2	56t	2
4. Thurman, Dennis (1978-85)	36	562	15.6	96	4
5. Downs, Michael (1981-88)	34	433	12.7	31	1
Green, Cornell (1962-74)	34	552	16.2	59	2
7. Jordan, Lee Roy (1963-76)	32	472	14.8	49	3
8. Harris, Cliff (1970-79)	29	281	9.7	60	1
9. Howley, Chuck (1961-73)	24	395	16.5	58	2
10. Woodson, Darren (1992-2003)	23	271	11.8	94t	2

PUNT RETURNS (Min. 75 returns)

Player	No.	Yards	Avg.	Long	TD
1. Sanders, Deion (1995-99)	89	1,184	13.3	83t	4
2. Hayes, Bob (1965-74)	104	1,158	11.1	90	3
3. Martin, Kelvin (1987-92, 1996)	179	1,803	10.1	85t	3
4. Williams, Kevin (1993-96)	95	913	9.6	83t	3
5. Johnson, Butch (1976-83)	146	1,313	9.0	55	0
6. Jones, James (1980-85)	87	736	8.5	52	0
7. Renfro, Mel (1964-77)	109	842	7.7	69	1

KICKOFF RETURNS (Min. 75 returns)

Player	No.	Yards	Avg.	Long	TD
1. Renfro, Mel (1964-77)	85	2,246	26.4	100t	2
2. Walker, Herschel (1986-89, 1996-97)	77	1,946	25.3	89	0
3. Swinton, Reggie (2001-02)	84	2,024	24.1	100t	1
4. Williams, Kevin (1993-96)	144	3,416	23.7	87t	1
5. Johnson, Butch (1976-83)	79	1,832	23.2	74	0
6. Dixon, James (1989-91)	101	2,315	22.9	97t	1
7. Clack, Darryl (1986-89)	83	1,802	21.7	51	0

COMBINED YARDAGE

Player	Total	Rush	Rec	Int. Ret.	Punt Ret.	Kick Ret.	Fum. Ret.
1. Smith, Emmitt (1990-2002)	20,174	17,162	3,012	0	0	0	0
2. Dorsett, Tony (1977-87)	15,501	12,036	3,432	0	0	0	33
3. Irvin, Michael (1988-99)	11,910	6	11,904	0	0	0	0
4. Hayes, Bob (1965-74)	9,104	70	7,295	0	1,158	581	0
5. Hill, Tony (1977-86)	8,436	84	7,988	0	268	96	0
6. Pearson, Drew (1973-83)	8,180	190	7,822	0	13	155	0
7. Perkins, Don (1961-68)	8,005	6,217	1,310	0	8	443	0
8. Walker, Herschel (1986-89, 1996-97) ..	7,993	3,491	2,556	0	0	1,946	0

COWBOYS OFFENSE YEAR-BY-YEAR

YEAR	TOTAL		1ST DOWNS		NET OFFENSE		RUSHING		NET		PASSING		PEN		TDs	POINTS	NFC RANK TOT-RU-PA	AF RANK TOT-RU-PA
	RUSH	PASS	RUSH	PASS	YDS-PLYS	YDS-ATT	YDS-ATT	SACKS	GROSS	ATT	COMP	INT	FUMBLES NO-LOST	NO-YDS				
1960	180	57	105	18	3,153-698	1,049-311	2,104	33/284	2,388	354	163	33	62-600	21-17	23	177	12-13-5	
1961	239	100	130	9	4,480-863	1,819-414	2,661	27/257	1,819	422	215	27	47-427	46-21	29	236	8-10-6	
1962	246	101	136	9	4,912-843	2,040-434	2,872	29/243	3,115	380	200	17	62-639	32-19	51	398	2-3-7	
1963	248	105	132	11	4,263-839	1,795-420	2,468	44/331	2,799	375	200	21	67-627	29-15	40	305	9-6-9	
1964	230	89	119	22	3,704-893	1,691-421	2,031	68/503	2,516	404	192	24	97-952	39-19	30	250	14-8-13	
1965	211	87	108	16	3,995-833	1,608-416	2,387	55/369	2,756	362	168	18	78-710	31-17	40	325	10-8-9	
1966	287	124	139	24	5,145-926	2,122-471	3,023	42/308	3,331	413	214	14	83-824	23-10	56	445	1-2-1	
1967	261	109	141	11	4,699-936	1,900-477	2,799	42/294	3,093	417	210	28	81-785	25-13	45	342	5-5-6	
1968	297	135	143	19	5,117-913	2,071-480	3,026	34/269	3,295	399	217	18	77-751	21-15	54	431	1-2-1	
1969	275	133	125	17	5,122-931	2,276-532	2,846	44/366	3,212	355	189	18	81-840	28-12	44	369	1-1-4	
1970	229	119	95	15	4,449-858	2,300-522	2,149	39/296	2,445	297	149	16	87-934	29-12	35	299	2-1-9	3-1-16
1971	288	135	144	9	5,035-905	2,249-512	2,786	32/251	3,037	361	206	14	94-952	30-21	50	406	1-2-1	1-3-1
1972	256	118	126	12	4,466-897	2,124-499	2,342	31/238	2,580	367	196	23	90-841	27-15	36	319	2-4-5	6-9-8
1973	281	139	127	15	4,751-906	2,418-542	2,333	43/269	2,602	321	192	16	83-762	25-12	46	382	3-2-6	4-5-7
1974	295	147	129	19	4,983-974	2,454-542	2,529	47/327	2,856	385	206	15	86-703	31-16	38	297	1-1-3	1-1-3
1975	288	132	142	14	5,025-986	2,432-571	2,593	39/242	2,835	376	207	17	94-715	25-18	41	350	1-1-3	3-5-4
1976	269	111	140	18	4,884-958	2,147-538	2,737	30/230	2,967	390	222	13	94-761	26-16	34	296	2-6-2	4-12-5
1977	272	118	136	18	4,812-969	2,369-564	2,443	33/246	2,689	372	215	10	106-865	26-14	42	345	1-3-2	1-4-4
1978	342	146	167	29	5,959-1,107	2,783-625	3,176	33/229	3,405	449	251	17	96-816	36-18	48	384	1-1-2	2-3-3
1979	339	122	195	22	5,968-1,122	2,375-578	3,593	41/290	3,883	503	287	13	100-845	33-21	45	371	1-7-2	2-10-4
1980	337	143	171	23	5,468-1,075	2,346-594	3,104	31/252	3,356	449	265	25	107-908	27-14	60	454	5-5-9	9-6-14
1981	321	137	158	26	5,880-1,100	2,711-630	3,169	31/245	3,414	439	241	15	103-839	45-20	40	367	2-2-7	5-2-15
1982	180	70	99	11	3,199-579	1,313-296	1,886	25/264	2,150	258	160	14	42-304	29-12	28	226	2-1-6	5-5-9

YEAR	TOTAL	1ST DOWNS	RUSH	PASS	PEN	NET OFFENSE	RUSHING	NET	SACKS	GROSS	PASSING	ATT	COMP	INT	PENALTIES	NO-YDS	FUMBLES	NO-LOST	TDs	POINTS	NFC RANK	TOT-RU-PA	AFC RANK	TOT-RU-PA	NE RANK	TOT-RU-PA
1983	342	109	205	28	5,959-1,110	2,117-519	3,842	37/314	4,156	554	346	25	99-847	30-14	59	479	4-9-2	5-15-4								
1984	323	93	202	28	5,320-1,121	1,714-469	3,606	48/389	3,995	604	322	26	100-947	35-17	34	308	7-12-4	11-20-6								
1985	336	95	208	33	5,602-1,093	1,741-462	3,861	44/375	4,236	587	344	25	100-759	29-16	43	357	4-9-1	8-17-3								
1986	325	98	199	28	5,474-1,054	1,969-447	3,505	60/498	4,003	547	319	24	111-931	44-17	43	346	4-8-4	6-11-12								
1987	293	93	176	24	5,056-1,017	1,865-465	3,191	52/403	3,594	500	288	20	131-1,091	30-20	38	340	5-9-5	11-16-11								
1988	311	112	175	24	5,483-1,059	1,995-469	3,488	35/239	3,727	555	307	27	141-1,148	22-13	32	265	6-7-5	9-16-7								
1989	246	78	145	23	4,294-896	1,409-355	2,885	30/239	3,124	513	266	27	100-771	29-15	25	204	14-12-13	27-24-27								
1990	250	88	135	27	4,081-991	1,500-393	2,581	43/317	2,898	475	254	24	98-729	27-9	27	244	14-13-13	28-23-27								
1991	304	89	191	24	5,101-971	1,711-433	3,390	38/273	3,663	500	305	12	74-610	23-12	37	342	4-7-5	9-13-8								
1992	324	119	183	22	5,606-1,014	2,121-500	3,485	23/112	3,597	491	314	15	91-650	16-9	48	409	2-3-3	4-5-5								
1993	322	120	172	30	5,615-994	2,161-490	3,454	29/163	3,617	475	317	6	94-744	33-16	41	376	2-2-3	4-2-7								
1994	322	136	160	26	5,321-1,018	1,953-550	3,368	20/93	3,461	448	282	14	100-895	22-10	50	414	4-2-7	8-5-12T								
1995	364	141	195	28	5,824-1,007	2,201-495	3,623	18/118	3,741	494	322	10	90-695	24-13	51	435	4-1-9	5-2-13								
1996	286	105	163	18	4,763-981	1,641-475	3,122	19/127	3,249	487	307	14	103-832	24-15	27	286	11-8-10	24-18-20								
1997	279	82	170	27	4,778-1,015	1,637-423	3,141	39/313	3,454	553	314	12	116-1,058	23-11	29	304	8-11-10	20-20-20								
1998	308	125	154	29	5,450-992	2,014-499	3,436	19/110	3,546	474	279	8	128-1,108	18-7	42	381	5-4-5	8-8-9								
1999	295	129	139	27	5,178-1,024	2,051-493	3,127	24/151	3,278	507	295	13	136-1,196	22-10	42	352	8-3-12	16-6T-24								
2000	276	116	128	32	4,475-943	1,953-463	2,522	35/249	2,771	445	255	21	108-963	31-18	31	294	13-5-15	25-12-28								
2001	247	114	110	23	4,402-952	2,184-505	2,218	34/190	2,408	413	210	20	91-744	25-14	26	246	14-2-15	29-3-31								
2002	237	87	129	21	4,375-948	1,754-423	2,621	54/399	3,020	471	252	16	105-974	33-18	26	217	15-10-16	30-19-31								
2003	286	115	149	22	5,161-1,062	1,999-515	3,162	37/185	3,347	510	294	21	98-837	26-8	31	289	8-8-9	15-12-17								
2004	296	101	171	24	5,197-1,004	1,769-449	3,428	36/208	3,636	519	308	23	105-867	26-14	33	293	7-7-9	14-20-15								
2005	318	97	177	44	5,202-1,071	1,861-521	3,341	50/298	3,639	500	300	17	99-739	36-14	38	325	7-6-8	13-13-15								
2006	336	107	199	32	5,772-1,015	1,936-472	3,836	37/231	4,067	506	310	21	100-939	16-6	52	425	3-6-4	5-13-5								

COWBOYS DEFENSE YEAR-BY-YEAR

YEAR	TOTAL RUSH	1ST DOWNS RUSH	PASS	PEN	NET OFFENSE YDS-PLYS	RUSHING YDS-ATT	NET SACKS	GROSS	PASSING ATT	COMP	INT	PENALTIES NO-YDS	FUMBLES NO-LOST	TDs	POINTS	NFC RANK TOT-RU-PA	NFL RANK TOT-RU-PA
1960	216	106	97	13	4,372-858	2,242-445	2,130	20/175	2,305	393	159	15	72-671.5	21-11	44	369	13-13-8
1961	254	122	120	12	4,592-787	2,161-439	2,431	22/204	2,635	326	168	25	38-362	30-18	49	380	10-12-7
1962	274	93	166	15	5,184-948	1,510-386	3,674	25/230	3,904	437	233	20	56-569	33-16	52	402	13-4-14
1963	266	114	139	13	5,325-878	2,094-455	3,231	20/161	3,392	403	202	26	52-479	23-11	48	378	13-14-13
1964	211	71	121	19	3,750-860	1,504-438	2,246	45/325	2,571	377	172	18	75-781	26-20	34	289	2-2-4
1965	240	80	138	22	4,192-885	1,444-422	2,748	39/315	3,063	424	205	18	50-483	37-20	33	280	6-2-9
1966	211	64	140	17	3,558-873	1,176-356	2,382	60/420	2,802	457	212	17	63-778	23-14	29	239	2-1-7
1967	236	64	145	27	3,874-866	1,094-339	2,790	45/377	3,167	482	260	29	64-707	28-18	35	268	7-1-11
1968	202	61	123	18	3,633-863	2,071-480	2,438	51/400	2,838	428	220	26	54-657	21-15	23	186	4-1-11
1969	203	52	141	10	3,707-826	1,050-313	2,657	55/452	3,109	458	235	24	58-680	23-11	28	223	3-1-11
1970	205	87	105	13	3,569-855	1,656-415	1,913	41/313	2,226	399	193	24	70-732	25-14	24	221	4-5-3
1971	200	59	125	16	3,468-817	1,144-353	2,324	43/336	2,660	421	209	26	61-647	40-25	25	222	2-1-9
1972	217	81	113	23	3,755-842	1,515-428	2,240	32/268	2,508	382	187	16	59-586	40-17	28	240	4-1-9
1973	208	83	106	19	3,466-827	1,471-435	1,995	40/306	2,301	352	187	18	52-516	44-23	23	203	2-2-8
1974	199	63	110	26	3,463-803	1,344-417	2,529	47/327	2,856	349	178	13	69-657	31-13	28	235	4-2-14
1975	234	100	113	21	3,739-888	1,699-474	2,040	41/288	2,328	373	162	25	63-639	43-19	33	268	3-3-3
1976	246	113	111	22	3,730-919	1,821-484	1,909	44/327	2,236	391	187	16	71-643	32-12	25	194	5-3-5
1977	205	88	94	23	3,213-880	1,651-457	1,562	53/429	1,991	370	154	21	78-731	22-10	26	212	1-1-2
1978	232	83	128	21	4,009-967	1,721-477	2,288	58/442	2,730	432	202	23	95-783	27-13	25	208	2-1-5
1979	259	105	135	19	4,586-978	2,115-500	2,471	43/362	2,883	435	207	13	70-704	20-10	38	313	4-4-3
1980	296	98	160	28	5,279-996	2,069-469	3,205	43/358	3,563	484	231	27	106-989	33-20	38	311	7-7-7
1981	287	107	160	18	5,419-1,021	2,049-468	3,370	42/347	3,717	511	236	37	104-837	43-16	34	277	13-8-13
1982	163	57	95	11	2,753-581	1,011-260	1,742	32/260	2,002	289	152	15	52-431	20-10	17	145	7-7-5



YEAR	TOTAL	1ST DOWNS RUSH	PASS	PEN	NET OFFENSE YDS-PLYS	RUSHING YDS-ATT	NET	SACKS	GROSS	PASSING ATT	COMP	INT	PENALTIES NO-YDS	FUMBLES NO-LOST	TDs	POINTS	NFC RANK TOT-RU-PA	NFL RANK TOT-RU-PA
1983	286	82	181	23	5,427-1,025	1,499-410	3,928	57/437	4,365	558	299	27	100-873	31-21	42	360	10-2-13	17-2T-27
1984	283	106	155	22	5,036-1,094	2,226-510	2,810	57/390	3,200	527	250	28	93-854	35-16	36	308	3-11-3	7-24-5
1985	312	98	193	21	5,608-1,076	1,853-465	3,755	62/459	4,214	549	279	33	108-990	24-15	40	333	11-6-13	20-11-26
1986	286	118	148	20	4,985-1,017	2,200-500	2,785	53/364	3,149	464	226	17	90-817	29-18	41	337	7-11-3	10-23-3
1987	294	85	175	34	5,061-1,012	1,617-459	3,444	51/337	3,781	502	269	23	100-857	29-20	42	348	9-4-13	20-6-27
1988	297	93	180	24	5,414-1,023	1,856-454	3,556	46/327	3,883	523	264	10	92-772	24-9	44	381	12-10-12	20-13-24
1989	321	116	183	22	5,556-1,060	1,991-543	3,565	29/183	3,748	488	301	7	102-723	22-10	44	393	9-10-8	20-18-20
1990	280	109	153	18	4,615-988	1,976-482	2,639	36/292	2,931	470	271	11	104-911	32-19	36	308	4-9-1	10-18-2
1991	299	103	180	16	5,066-963	1,571-400	3,495	23/151	3,646	540	320	12	97-801	23-11	32	310	12-6-13	17-8-23
1992	241	68	147	26	3,933-873	1,244-345	2,689	44/347	3,036	484	263	17	94-727	25-14	29	243	1-1-2	1-1-5
1993	297	94	176	27	4,767-1,012	1,651-423	3,116	34/231	3,347	555	334	14	87-653	22-14	23	229	7-5-7T	10-11-10T
1994	273	86	157	30	4,313-1,006	1,561-437	2,752	47/299	3,051	522	269	22	102-826	15-9	27	248	1-5-1	1-10-1
1995	303	113	165	25	5,044-1,001	1,772-442	3,272	36/219	3,491	523	293	19	112-913	16-6	32	291	4-9-4	9-16-8
1996	260	89	144	27	4,382-958	1,576-437	2,806	37/219	3,025	484	271	19	94-717	26-14	24	250	2-5-2	3-10-2
1997	281	104	139	38	4,516-1,022	1,994-511	2,522	38/195	2,717	473	253	7	99-757	27-12	36	314	2-12-1	2-24-1
1998	276	84	162	30	5,164-988	1,619-401	3,545	34/222	3,767	553	290	14	120-917	23-12	32	275	9-6-12	18-12-22
1999	266	81	154	31	4,840-997	1,442-417	3,398	35/217	3,615	545	297	24	107-862	23-9	28	276	3-3-4	9-6-13
2000	309	137	145	27	5,329-1,021	2,636-538	2,693	25/189	2,882	458	277	16	108-999	23-9	41	361	9-15-2	19-31-3
2001	272	90	160	22	4,599-985	1,710-472	2,889	24/130	3,019	489	287	9	69-634	29-16	37	338	2-6-2	4-13-3
2002	291	90	178	23	5,267-1,079	1,818-481	3,449	24/137	3,586	574	334	19	119-919	23-11	35	325	9-8-10	18-15-19
2003	228	67	127	33	4,056-937	1,425-413	2,631	32/189	2,820	492	239	13	88-763	24-12	28	260	1-1-1	1-3-1
2004	297	88	180	29	5,285-960	1,764-425	3,521	33/197	3,718	502	310	13	104-879	20-9	49	405	7-3-11	16-10-21
2005	256	87	150	19	4,814-946	1,731-414	3,083	37/236	3,319	495	271	15	142-1,015	21-11	35	308	7-8-7	10-15-11
2006	294	88	179	27	5,165-974	1,659-429	3,506	34/223	3,729	511	301	18	93-895	26-13	40	350	6-4-10	13-10-24

PUNTING

Year	Player	No.	Yards	Avg.	TB	IN20	Long	Had Blk	NET	NFL/NFC Rank
1960	Sherer, Dave	57	2,420	42.5	4	15	67	0	39.5	7
1961	*Green, Allen	60	2,236	37.3	3	6	53	1	32.5	14
1962	Baker, Sam	57	2,589	45.4	4	13	72	0	40.7	3
1963	Baker, Sam	71	3,138	44.2	4	13	64	0	40.6	7
1964	*Lothridge, Billy	62	2,501	40.3	5	17	75	0	38.1	15
1965	Villanueva, Danny	60	2,505	41.8	8	11	58	0	37.9	10
1966	Villanueva, Danny	64	2,551	39.9	3	14	58	1	36.7	13
1967	Villanueva, Danny	67	2,707	40.4	4	9	57	0	35.2	9
1968	Widby, Ron	59	2,415	40.9	7	17	84	0	36.4	5
1969	Widby, Ron	63	2,729	43.3	4	9	62	0	37.2	2
1970	Widby, Ron	68	2,847	41.9	6	10	59	1	35.4	10/2
1971	Widby, Ron	55	2,329	42.3	6	8	59	1	35.3	8/3
1972	*Bateman, Marv	51	1,949	38.2	3	4	61	0	36.2	24/13
1973	Bateman, Marv	53	2,290	43.2	5	14	62	2	37.1	11/7
1974	*Carrell, Duane	40	1,591	39.8	5	15	59	0	31.4	11/5
1975	*Hoopes, Mitch	67	2,676	39.9	8	15	55	1	33.2	16/9
1976	White, Danny	70	2,690	38.4	12	13	54	2	30.5	20/9
1977	White, Danny	80	3,171	39.6	10	25	57	1	33.2	12/8
1978	White, Danny	76	3,076	40.5	11	16	56	1	33.1	8/5
1979	White, Danny	76	3,168	41.7	9	21	73	0	36.0	4/2
1980	White, Danny	71	2,903	40.9	11	17	58	0	34.9	10/5
1981	White, Danny	81	3,284	40.8	7	19	60	0	36.0	14/8
1982	White, Danny	37	1,542	41.7	2	6	56	0	37.4	8/5
1983	White, Danny	38	1,543	40.6	3	6	50	1	32.9	DNQ
1984	White, Danny	82	3,151	38.4	8	21	54	0	34.6	28/14
1985	Saxon, Mike	81	3,396	41.9	10	20	57	1	35.5	13/8
1986	Saxon, Mike	86	3,498	40.7	10	28	58	1	34.5	15/9
1987	Saxon, Mike	68	2,685	39.5	5	20	63	0	34.2	20/10
1988	Saxon, Mike	80	3,271	40.9	15	24	55	0	34.2	10/4
1989	Saxon, Mike	79	3,233	40.9	6	19	56	2	34.3	10/6
1990	Saxon, Mike	79	3,413	43.2	8	20	62	0	35.6	4/2
1991	Saxon, Mike	57	2,426	42.6	5	16	64	0	36.8	11/6
1992	Saxon, Mike	61	2,620	43.0	9	19	58	0	33.5	9/5
1993	*Jett, John	56	2,342	41.8	3	22	59	0	37.7	21/10
1994	Jett, John	70	2,935	41.9	4	26	58	0	35.4	14/6
1995	Jett, John	53	2,166	40.9	6	17	58	0	34.5	24/12
1996	Jett, John	74	3,150	42.6	9	22	60	0	36.8	18/8
1997	*Gowin, Toby	86	3,592	41.8	9	26	72	0	35.4	27/13
1998	Gowin, Toby	77	3,342	43.4	14	31	65	1	36.6	17/7
1999	Gowin, Toby	81	3,500	43.2	10	24	64	0	35.1	7/2
2000	*Knorr, Micah	58	2,485	42.8	8	12	60	0	35.8	11/4
2001	Knorr, Micah	78	3,135	40.2	6	25	57	3	31.1	27/15
2002	Knorr, Micah	47	1,928	41.0	4	11	56	0	35.1	21/12
2003	Gowin, Toby	94	3,665	39.0	8	25	59	0	34.9	28/15
2004	McBriar, Mat	75	3,182	42.4	7	22	68	0	35.1	14/7
2005	McBriar, Mat	81	3,439	42.5	9	28	63	0	37.1	20/8
2006	McBriar, Mat	56	2,697	48.2	10	22	75	0	38.6	4/1

SCORING

Year	Player	TD	PAT	TWO PT	FG	Tot.	NFL/NFC Rank
1960	Cone, Fred	0	21	-	6	39	27
1961	Clarke, Frank	9	0	-	0	54	22
1962	Baker, Sam	0	50	-	14	92	6
1963	Baker, Sam	0	38	-	9	65	14
1964	*Van Raaphorst, Dick	0	28	-	14	70	13
1965	Villanueva, Danny	0	37	-	16	85	10
1966	Villanueva, Danny	0	56	-	17	107	2
1967	Hayes, Bob	11	0	-	0	66	16
	Reeves, Dan	11	0	-	0	66	
1968	Clark, Mike	0	54	-	17	105	2
1969	Clark, Mike	0	43	-	20	103	2
1970	Clark, Mike	0	35	-	18	89	12/8
1971	Clark, Mike	0	47	-	13	86	13/7
1972	Fritsch, Toni	0	36	-	21	99	7/3
1973	Fritsch, Toni	0	43	-	18	97	11/7
1974	*Herrera, Efren	0	33	-	8	57	26/9
1975	Fritsch, Toni	0	38	-	22	104	3/2
1976	Herrera, Efren	0	34	-	18	88	6/4
1977	Herrera, Efren	0	39	-	18	93	3/2
1978	Septien, Rafael	0	46	-	16	94	5/2
1979	Septien, Rafael	0	40	-	19	97	8/3
1980	Septien, Rafael	0	59	-	11	92	13/6
1981	Septien, Rafael	0	40	-	27	121	1/1

* Rookie

SCORING (cont.)

Year	Player	TD	PAT	TWO PT	FG	Tot.	NFL/NFC Rank
1982	Septien, Rafael	0	28	-	10	58	11/5
1983	Septien, Rafael	0	57	-	22	123	5/5
1984	Septien, Rafael	0	33	-	23	102	13/6
1985	Septien, Rafael	0	42	-	19	99	17/8
1986	Septien, Rafael	0	43	-	15	88	20/9
1987	Ruzek, Roger	0	26	-	22	92	5/3
1988	Ruzek, Roger	0	27	-	12	63	36/17
1989	Ruzek, Roger	0	14	-	5	29	DNQ
1990	*Willis, Ken	0	26	-	18	80	25/13
1991	Willis, Ken	0	37	-	27	118	3/2
1992	*Elliott, Lin	0	47	-	24	119	4/3
1993	Murray, Eddie	0	38	-	28	122	6/3
1994	Smith, Emmitt	22	0	0	0	132	2/1
1995	Smith, Emmitt	25	0	0	0	150	1/1
1996	Boniol, Chris	0	24	0	32	120	6/4
1997	Cunningham, Richie	0	24	0	34	126	2/1
1998	Cunningham, Richie	0	40	0	29	127	5/3
1999	Smith, Emmitt	13	0	0	0	78	31/15
2000	*Seder, Tim	1	27	0	25	108	14/7
2001	Seder, Tim	1	12	0	11	51	53/23
2002	*Cundiff, Billy	0	25	0	12	61	43/20
2003	Cundiff, Billy	0	30	0	23	99	23/12
2004	Cundiff, Billy	0	31	0	20	91	26/12
2005	Cortez, Jose	0	13	0	12	49	58/28
2006	Barber, Marion	16	0	0	0	96	31/11

FIELD GOALS

Year	Player	Att.	Made	Pct.	Long	NFL/NFC Rank
1960	Cone, Fred	13	6	.462	45	12
1961	Bielski, Dick	9	6	.667	42	13
1962	Baker, Sam	27	14	.519	53	3
1963	Baker, Sam	20	9	.450	53	12
1964	*Van Raaphorst, Dick	29	14	.483	43	8
1965	Villaneuva, Danny	27	16	.593	41	7
1966	Villaneuva, Danny	31	17	.548	37	8
1967	Villaneuva, Danny	23	9	.391	34	14
1968	Clark, Mike	29	17	.586	50	7
1969	Clark, Mike	36	20	.555	47	5
1970	Clark, Mike	27	18	.667	43	7/4
1971	Clark, Mike	25	13	.520	48	19/9
1972	Fritsch, Toni	36	21	.583	54	18/8
1973	Fritsch, Toni	28	18	.643	37	12/4
1974	*Herrera, Efren	13	6	.615	39	11/5
1975	Fritsch, Toni	35	22	.629	43	14/8
1976	Herrera, Efren	23	18	.783	46	1/1
1977	Herrera, Efren	29	18	.621	52	12/1
1978	Septien, Rafael	26	16	.615	48	17/9
1979	Septien, Rafael	29	19	.655	51	9/4
1980	Septien, Rafael	17	11	.647	52	13/7
1981	Septien, Rafael	35	27	.771	47	4/3
1982	Septien, Rafael	14	10	.714	53	13/6
1983	Septien, Rafael	27	22	.815	47	7/3
1984	Septien, Rafael	29	23	.793	52	4/3
1985	Septien, Rafael	28	19	.679	53	18/9
1986	Septien, Rafael	21	15	.714	50	11/5
1987	Ruzek, Roger	25	22	.880	49	2/1
1988	Ruzek, Roger	22	12	.546	50	25/14
1989	Zendejas, Luis	9	5	.556	47	DNQ
1990	*Willis, Ken	25	18	.720	49	17/8
1991	Willis, Ken	39	27	.692	54	21/11
1992	*Elliott, Lin	35	24	.686	53	18/10
1993	Murray, Eddie	33	28	.848	52	5/3
1994	*Boniol, Chris	29	22	.759	47	18/6
1995	Boniol, Chris	28	27	.964	45	1/1
1996	Boniol, Chris	36	32	.889	52	1/2
1997	Cunningham, Richie	37	34	.919	53	2/1
1998	Cunningham, Richie	35	29	.829	54	11/5
1999	Cunningham, Richie	22	12	.545	47	30/15
2000	*Seder, Tim	33	25	.758	48	20/11
2001	Hilbert, Jon	15	11	.733	43	31/15
	Seder, Tim	17	11	.647	46	
2002	*Cundiff, Billy	19	12	.632	48	30/15
2003	Cundiff, Billy	29	23	.793	52	16/6
2004	Cundiff, Billy	26	20	.769	49	25/12
2005	Cortez, Jose	16	12	.750	45	31/15
2006	Vanderjagt, Mike	18	13	.722	50	

* Rookie
241

KICKOFF RETURNS

Year	Player	No.	Yds.	Avg.	Long	TD	NFL/NFC Rank
1960	Franckhauser, Tom	25	509	19.8	46	0	19
1961	*Marsh, Amos	26	667	25.7	79	0	13
1962	Marsh, Amos	29	725	25.0	101t	1	10
1963	*Stiger, Jim	18	432	24.0	66	0	12
1964	*Renfro, Mel	40	1,017	25.4	65	0	7
1965	Renfro, Mel	21	630	30.0	100t	1	4
1966	Renfro, Mel	19	487	25.6	87t	1	9
1967	Garrison, Walt	20	366	18.3	36	0	23
1968	Baynham, Craig	23	590	25.7	40	0	7
1969	*Flowers, Richmond	11	283	25.7	30	0	29
1970	*Thomas, Duane	19	416	21.9	33	0	23/10
1971	Harris, Cliff	29	823	28.4	77	0	4/4
1972	Harris, Cliff	26	615	23.7	44	0	23/11
1973	Montgomery, Mike	6	175	29.2	63	0	DNQ
1974	*Morgan, Dennis	35	823	23.5	43	0	21/11
1975	Pearson, Preston	16	391	24.4	42	0	13/7
1976	*Johnson, Butch	28	693	24.8	74	0	11/5
1977	Johnson, Butch	22	536	24.4	64	0	9/5
1978	Johnson, Butch	29	603	20.8	56	0	27/12
1979	*Springs, Ron	38	780	20.5	70	0	25/12
1980	*Jones, James	32	720	22.5	41	0	11/6
1981	Jones, James	27	517	19.1	33	0	36/17
1982	Fellows, Ron	16	359	22.4	35	0	16/9
1983	Fellows, Ron	43	855	19.9	53	0	26/12
1984	Allen, Gary	33	666	20.2	34	0	24/11
1985	*Lavette, Robert	34	682	20.1	34	0	27/13
1986	Lavette, Robert	36	699	19.4	37	0	27/12
1987	Clack, Darryl	29	635	21.9	48	0	9/7
1988	Burbage, Cornell	20	448	22.4	53	0	9/2
1989	*Dixon, James	47	1,181	25.1	97t	1	5/2
1990	Dixon, James	36	736	20.4	47	0	13/7
1991	Wright, Alexander	21	514	24.5	102t	1	3/2
1992	Martin, Kelvin	24	503	21.0	59	0	13/10
1993	*Williams, Kevin	31	689	22.2	49	0	8/6
1994	Williams, Kevin	43	1,148	26.7	87t	1	4/3
1995	Williams, Kevin	49	1,108	22.6	43	0	16/6
1996	Walker, Herschel	27	779	28.9	89	0	2/2
1997	Walker, Herschel	50	1,167	23.3	49	0	16/10
1998	Mathis, Kevin	25	621	24.8	42	0	13/6
1999	Tucker, Jason	22	613	27.9	79	0	2/2
2000	Tucker, Jason	51	1,099	21.5	90	0	27/13
2001	Swinton, Reggie	56	1,327	23.7	77	0	9/7
2002	Swinton, Reggie	28	697	24.9	100t	1	10/6
2003	*Smith, Zuriel	23	495	21.5	54	0	26/14
2004	Lee, ReShard	41	964	23.5	62	0	13/7
2005	*Thompson, Tyson	57	1,399	24.5	49	0	9/4
2006	*Austin, Miles	29	753	26.0	37	0	9/3

PUNT RETURNS

Year	Player	No.	Yds.	Avg.	Long	TD	NFL/NFC Rank
1960	Butler, Bill	13	131	10.1	46	0	2
1961	*Marsh, Amos	14	71	5.1	19	0	14
1962	Lockett, J.W.	8	45	5.6	17	0	14
1963	*Stiger, Jim	14	141	10.1	45	0	6
1964	*Renfro, Mel	32	418	13.1	69t	1	3
1965	Renfro, Mel	24	145	6.0	35	0	9
1966	Hayes, Bob	17	106	6.2	18	0	7
1967	Hayes, Bob	24	276	11.5	69t	1	2
1968	Hayes, Bob	15	312	20.8	90t	2	1
1969	Hayes, Bob	18	179	9.9	50	0	3
1970	Hayes, Bob	15	116	7.7	34	0	20/7
1971	Harris, Cliff	17	129	7.6	35	0	11/4
1972	Harris, Cliff	19	78	4.1	21	0	21/11
1973	*Richards, Golden	21	139	6.6	46	0	23/10
1974	*Morgan, Dennis	19	287	15.1	98t	1	3/2
1975	Richards, Golden	28	288	10.3	43t	1	12/5
1976	*Johnson, Butch	45	489	10.9	55	0	8/4
1977	Johnson, Butch	50	423	8.5	38	0	20/7
1978	Johnson, Butch	51	401	7.9	23	0	18/9
1979	*Wilson, Steve	35	236	6.8	13	0	20/7
1980	*Jones, James	54	548	10.1	52	0	5/4
1981	Jones, James	33	188	5.7	17	0	28/14
1982	Fellows, Ron	25	189	7.6	17	0	18/8
1983	Hill, Rod	30	232	7.7	37	0	20/10

* Rookie

PUNT RETURNS (cont.)

Year	Player	No.	Yds.	Avg.	Long	TD	NFL/NFC
							Rank
1984	Allen, Gary	54	446	8.3	18	0	16/8
1985	Bates, Bill	22	152	6.9	21	0	20/8
1986	Banks, Gordon	27	160	5.9	20	0	22/11
1987	*Martin, Kelvin	22	216	9.8	38	0	12/7
1988	Martin, Kelvin	44	360	8.2	21	0	17/7
1989	Shepard, Derrick	24	160	6.7	17	0	-
1990	Shepard, Derrick	20	121	6.1	13	0	20/13
1992	Martin, Kelvin	42	532	12.7	79t	2	2/2
1991	Martin, Kelvin	21	244	11.6	85t	1	3/3
1993	*Williams, Kevin	36	381	10.6	64t	2	8/3
1994	Williams, Kevin	39	349	8.9	83t	1	13/6
1995	Williams, Kevin	18	166	9.2	30	0	DNC
1996	Martin, Kelvin	41	373	9.1	22	0	16/7
1997	Sanders, Deion	33	407	12.3	83t	1	5/3
1998	Sanders, Deion	24	375	15.6	69t	2	1/1
1999	Sanders, Deion	30	344	11.5	76	1	7/4
2000	McGarity, Wane	30	353	11.8	64t	2	8/3
2001	Swinton, Reggie	31	414	13.4	65t	1	3/2
2002	Galloway, Joey	15	181	12.1	71	0	DNC
2003	Galloway, Joey	20	178	8.9	36	0	20/8
2004	*Frazier, Lance	24	229	9.5	55	0	11/5
2005	Crayton, Patrick	23	166	7.2	25	0	19/10
2006	Newman, Terence	20	202	10.1	56t	1	12/5

INTERCEPTIONS

Year	Player	No.	Yds.	Avg.	Long	TD	NFL/NFC
							Rank
1960	Bishop, Don	3	13	4.3	13	0	25
	Franckhauser, Tom	3	11	3.7	9	0	
1961	Bishop, Don	8	172	21.5	57	0	2
1962	Bishop, Don	6	134	22.3	44	0	9
1963	Green, Cornell	7	211	30.1	55	0	6
1964	*Renfro, Mel	7	110	15.7	39t	1	4
1965	Green, Cornell	3	49	16.3	43	0	27
	Livingston, Warren	3	5	1.7	5	0	
	*Logan, Obert	3	5	1.7	3	0	
1966	Green, Cornell	4	88	22.0	41	1	21
1967	Green, Cornell	7	52	7.4	28	0	7
	Renfro, Mel	7	38	5.4	30	0	
1968	Howley, Chuck	6	115	19.2	58	1	11
1969	Renfro, Mel	10	118	11.8	41	0	1
1970	*Waters, Charlie	5	45	9.0	20	0	16/9
1971	Adderley, Herb	6	182	30.3	46	0	9/4
1972	Waters, Charlie	6	132	22.0	56	1	7/3
1973	Jordan, Lee Roy	6	78	13.0	31t	1	4/2
1974	Harris, Cliff	3	8	2.7	8	0	42/20
1975	Jordan, Lee Roy	6	80	13.3	38	0	7/4
1976	Washington, Mark	4	49	12.3	22	0	24/11
1977	Harris, Cliff	5	7	1.4	7	0	16/7
1978	Barnes, Benny	5	72	14.4	38	0	25/14
1979	Hughes, Randy	2	91	45.5	68	0	93/45
	Harris, Cliff	2	35	17.5	20	0	
	Barnes, Benny	2	20	10.0	11	0	
	Lewis, D.D.	2	8	4.0	5	0	
	Kyle, Aaron	2	0	0.0	0	0	
1980	Thurman, Dennis	5	114	22.8	78t	1	24/10
	Waters, Charlie	5	78	15.6	29	0	
1981	*Walls, Everson	11	133	12.1	33	0	1/1
1982	Walls, Everson	7	61	8.7	37	0	1/1
1983	Thurman, Dennis	6	49	8.2	34	0	15/8
1984	Downs, Michael	7	126	18.0	27t	1	4/2
1985	Walls, Everson	9	31	3.4	19	0	1/1
1986	Downs, Michael	6	54	9.0	31	0	11/7
1987	Walls, Everson	5	38	7.6	30	0	7/4
1988	Williams, Robert	2	18	9.0	12	0	81/47
	Downs, Michael	2	3	1.5	3	0	
	Walls, Everson	2	0	0.0	0	0	
1989	Lockhart, Eugene	2	14	7.0	12	0	81/41
1990	Holt, Issiac	3	72	24.0	64t	1	33/17
	Washington, James	3	24	8.0	13	0	
1991	Holt, Issiac	4	2	0.5	2	0	23/13
1992	Washington, James	3	31	10.3	16	0	43/20
	Gant, Kenneth	3	19	6.3	11	0	
1993	Smith, Kevin	6	56	9.3	32t	1	7/2

* Rookie

INTERCEPTIONS (cont.)

Year	Player	No.	Yds.	Avg.	Long	TD	NFL/NFC Rank
1994	Woodson, Darren	5	140	28.0	94t	1	10/5
	Washington, James	5	43	8.6	25	0	
1995	Brown, Larry	6	124	20.7	65t	2	5/4
	Marion, Brock	6	40	6.7	32t	1	
1996	Smith, Kevin	5	45	9.0	24	0	11/6
	Woodson, Darren	5	43	8.6	21	0	
1997	Sanders, Deion	2	81	40.5	50t	1	51/34
	*Stoutmire, Omar	2	8	4.0	8	0	
1998	Sanders, Deion	5	153	30.6	71t	1	14/5
1999	Coakley, Dexter	4	119	29.8	46t	1	25/12
2000	Sparks, Phillippi	5	59	11.8	43	0	17/9
2001	Woodson, Darren	3	11	3.7	6	0	35/21
2002	*Williams, Roy	5	90	18.0	85t	2	10/4
	*Ross, Derek	5	17	3.4	12	0	
2003	*Newman, Terence	4	23	5.8	25	0	21/10
2004	Newman, Terence	4	31	7.8	21	0	21/10
2005	Glenn, Aaron	4	10	2.5	10	0	19/9
2006	Williams, Roy	5	33	6.6	27	0	10t/4t

TACKLES

Year	Player	Solo	Assists	Total
1979	Breunig, Bob	81	- 86	- 167
1980	Breunig, Bob	69	- 60	- 129
1981	Breunig, Bob	63	- 51	- 114
1982	Downs, Michael	49	- 21	- 70
1983	Breunig, Bob	69	- 57	- 126
1984	Downs, Michael	96	- 40	- 136
1985	Lockhart, Eugene	69	- 59	- 128
1986	Lockhart, Eugene	77	- 44	- 121
1987	Downs, Michael	58	- 28	- 86
1988	Bates, Bill	85	- 39	- 124
1989	Lockhart, Eugene	154	- 68	- 222
1990	Lockhart, Eugene	72	- 67	- 139
1991	Del Rio, Jack	77	- 53	- 130
1992	Norton, Ken	64	- 56	- 120
1993	Norton, Ken	93	- 66	- 159
1994	Jones, Robert	83	- 79	- 162
1995	Woodson, Darren	90	- 54	- 144
1996	Strickland, Fred	87	- 66	- 153
1997	Marion, Brock	92	- 66	- 158
1998	Woodson, Darren	74	- 62	- 136
1999	Godfrey, Randall	95	- 48	- 143
2000	Hambrick, Darren	78	- 76	- 154
2001	Nguyen, Dat	104	- 68	- 172
2002	Coakley, Dexter	99	- 74	- 173
2003	Nguyen, Dat	93	- 47	- 140
2004	Nguyen, Dat	93	- 42	- 135
2005	James, Bradie	72	- 37	- 109
2006	James, Bradie	67	- 65	- 132

SACKS

Year	Player	Sacks
1960	Gonzaga, John	2.0
1961	Borden, Nate	3.0
	*Howley, Chuck	3.0
	Lilly, Bob	3.0
1962	Lilly, Bob	10.0
1963	Lilly, Bob	5.0
1964	Andrie, George	12.5
1965	Andrie, George	14.5
1966	Andrie, George	18.5
1967	Andrie, George	11.5
1968	Pugh, Jethro	15.5
1969	Pugh, Jethro	13.0
1970	Pugh, Jethro	13.5
1971	Pugh, Jethro	13.0
1972	Pugh, Jethro	7.5
1973	Toomay, Pat	10.5
1974	Martin, Harvey	7.5
1975	Martin, Harvey	9.5
1976	Martin, Harvey	14.5
1977	Martin, Harvey	23.0
1978	White, Randy	16.0
1979	Martin, Harvey	8.5
1980	Martin, Harvey	12.0
1981	Jones, Ed	9.5
1982	Martin, Harvey	8.0
1983	White, Randy	12.5
1984	White, Randy	12.5
1985	Jones, Ed	13.0
1986	Jeffcoat, Jeff	14.0
1987	Jones, Ed	10.0
1988	Cobb, Reggie	7.5
	Noonan, Danny	7.5
1989	Jeffcoat, Jim	11.5
1990	Stubbs, Daniel	7.5
	*Jones, Jimmie	7.5
1991	Tolbert, Tony	7.0
1992	Jeffcoat, Jim	10.5
1993	Tolbert, Tony	7.5
1994	Haley, Charles	12.5
1995	Haley, Charles	10.5
1996	Tolbert, Tony	12.0
1997	Carver, Shante	6.0
1998	Pittman, Kavika	6.0
1999	Ellis, Greg	7.5
2000	Ekuban, Ebenezer	6.5
2001	Ellis, Greg	6.0
2002	Ellis, Greg	7.5
2003	Ellis, Greg	8.0
2004	Ellis, Greg	9.0
2005	Ellis, Greg	8.0
	*Ware, DeMarcus	8.0
2006	Ware, DeMarcus	11.5

*Rookie

Cowboys Individual Records

1960 — 12 games; 1961-77 — 14 games; 1978-2005 — 16 games.
NOTE: The 1982 regular season was reduced to nine games and the 1987 season to 15 games due to players' strikes.

SERVICE

Most Seasons

- 15 Ed Jones, 1974-78, 1980-89
- 15 Bill Bates, 1983-97
- 15 Mark Tuinei, 1983-97
- 14 Bob Lilly, 1961-74
- 14 Lee Roy Jordan, 1963-76
- 14 Mel Renfro, 1964-77
- 14 Jethro Pugh, 1965-78
- 14 Randy White, 1975-88
- 14 Tom Ralfearty, 1976-89

Most Games Played

- 224 Ed Jones, 1974-78, 1980-89
- 217 Bill Bates, 1983-97
- 209 Randy White, 1975-88

Most Consecutive Games Played

- 196 Bob Lilly, 1961-74
- 176 Dale Hellestrae, 1990-2000
- 168 Cornell Green, 1962-74

Most Games Started

- 203 Ed Jones, 1974-78, 1980-89
- 199 Emmitt Smith, 1990-2002
- 194 Bob Lilly, 1961-74

Most Consecutive Games Started

- 154 Lee Roy Jordan, 1966-76
- 145 Cornell Green, 1964-74
- 135 Bob Lilly, 1965-74
- 135 D.D. Lewis, 1972-81

SCORING

Most Seasons Leading Team

- 9 Rafael Septien, 1978-86
- 4 Mike Clark, 1968-71
- 3 Roger Ruzek, 1987-89
- 3 Emmitt Smith, 1994-95, 1999
- 3 Billy Cundiff, 2002-2004

Most Consecutive Seasons Leading Team

- 9 Rafael Septien, 1978-86
- 4 Mike Clark, 1968-71
- 3 Roger Ruzek, 1987-89
- 3 Billy Cundiff, 2002-2004

Career

- 986 Emmitt Smith, 1990-2002 (164-td, 1-2pt)
- 874 Rafael Septien, 1978-86 (388-pat, 162-fg)
- 516 Tony Dorsett, 1977-87 (86-td)

Season

- 150 Emmitt Smith, 1995 (25-td)
- 132 Emmitt Smith, 1994 (22-td)
- 127 Chris Boniol, 1995 (46-pat, 27-fg)
- 127 Richie Cunningham, 1998 (40-pat, 29-fg)

Most Seasons, 100 or More Points

- 3 Rafael Septien, 1981, 1983-84
- 3 Emmitt Smith, 1992, 1994-95
- 3 Chris Boniol, 1994-96
- 2 Mike Clark, 1968-69
- 2 Richie Cunningham, 1997-98

Season, Rookie

- 119 Lin Elliott, 1992 (47-pat, 24-fg)
- 114 Chris Boniol, 1994 (48-pat, 22-fg)
- 108 Tim Seder, 2000 (27-pat, 25-fg, 1-TD)

Game

- 24 Dan Reeves, vs. Atlanta, 11/5/67 (4 TDs)
- 24 Bob Hayes, vs. Houston, 12/20/70 (4 TDs)
- 24 Calvin Hill, @ Buffalo, 9/19/71 (4 TDs)
- 24 Duane Thomas, vs. St. Louis, 12/18/71 (4 TDs)
- 24 Emmitt Smith, vs. Phoenix, 12/16/90 (4 TDs)
- 24 Emmitt Smith, @ N.Y. Giants, 9/4/95 (4 TDs)

Game, Opponent

- 24 Dick James, @ Washington, 12/17/61
- 24 Harold Jackson, @ Rams, 10/14/73
- 24 Sterling Sharpe, vs. Green Bay, 11/24/94

Most Consecutive Games Scoring

- 111 Rafael Septien, 1978-85
- 48 Chris Boniol, 1994-96
- 44 Richie Cunningham, 1997-99

TOUCHDOWNS

Most Seasons Leading Team

- 11 Emmitt Smith, 1990-96, 1998-2001
- 7 Tony Dorsett, 1977-78, 1980, 1982-85
- 4 Bob Hayes, 1965, 1967-68, 1970
- 4 Herschel Walker, 1986-89

Most Consecutive Seasons Leading Team

- 7 Emmitt Smith, 1990-96
- 4 Tony Dorsett, 1982-85
- 4 Herschel Walker, 1986-89
- 4 Emmitt Smith, 1998-2001

Career

- 164 Emmitt Smith, 1990-2002 (153-r, 11-p)
- 86 Tony Dorsett, 1977-87 (72-r, 13-p, 1-ret.)
- 76 Bob Hayes, 1965-74 (2-r, 71-p, 3-ret.)

Season

- 25 Emmitt Smith, 1995 (25-r)
- 22 Emmitt Smith, 1994 (21-r, 1-p)
- 19 Emmitt Smith, 1992 (18-r, 1p)

Season, Rookie

- 13 Bob Hayes, 1965 (1-r, 12-p)
- 13 Tony Dorsett, 1977 (12-r, 1-p)
- 11 Emmitt Smith, 1990 (11-r)

Game

- 4 Dan Reeves, vs. Atlanta, 11/5/67 (2-r, 2-p)
- 4 Bob Hayes, vs. Houston, 12/20/70 (4-p)
- 4 Calvin Hill, @ Buffalo, 9/19/71 (4-r)
- 4 Duane Thomas, vs. St. Louis, 12/18/71 (3-r, 1-p)
- 4 Emmitt Smith, vs. Phoenix, 12/16/90 (4-r)
- 4 Emmitt Smith, @ N.Y. Giants, 9/4/95 (4-r)

Game, Opponent

- 4 Dick James, @ Wash., 12/17/61 (3-r, 1-p)
- 4 Harold Jackson, @ Rams, 10/14/73 (4-p)
- 4 Sterling Sharpe, vs. Green Bay, 11/24/94 (4-p)

Most Consecutive Games Scoring Touchdown

- 11 Emmitt Smith, 1994-95
- 11 Emmitt Smith, 1995
- 9 Emmitt Smith, 1993-94
- 9 Emmitt Smith, 1998-99

POINTS AFTER TOUCHDOWN

Most Attempted, Career

- 398 Rafael Septien, 1978-86
- 182 Mike Clark, 1968-71, 1973
- 128 Danny Villanueva, 1965-67

Most Attempted, Season

- 60 Rafael Septien, 1980
- 59 Rafael Septien, 1983
- 56 Danny Villanueva, 1966

Most Attempted, Game

- 8 Danny Villanueva, vs. Philadelphia, 10/19/66
- 8 Mike Clark, vs. Detroit, 9/15/68
- 8 Rafael Septien, vs. San Francisco, 10/12/80

Most Attempted, Game, Opponent

- 7 Gerry Perry, @ St. Louis, 12/9/62
- 7 David Akers, vs. Philadelphia, 11/15/04
- 6 Ten times, last by Jason Elam, @ Denver, 9/13/98

Most Made, Career

- 388 Rafael Septien, 1978-86
- 180 Mike Clark, 1968-71, 1973
- 125 Danny Villanueva, 1965-67

Most Made, Season

- 59 Rafael Septien, 1980
- 57 Rafael Septien, 1983
- 56 Danny Villanueva, 1966

Most Made, Game

- 8 Rafael Septien, vs. San Francisco, 10/12/80
- 8 Mike Clark, vs. Detroit, 9/15/68
- 8 Danny Villanueva, vs. Philadelphia, 10/19/66

Most Made, Game, Opponent

- 7 Gerry Perry, @ St. Louis, 12/9/62
- 7 David Akers, vs. Philadelphia, 11/15/04
- 6 11 times, last by John Carney, vs. New Orleans, 12/10/06

Most Consecutive Made

- 100 Danny Villanueva, 1965-67
- 99 Mike Clark, 1969-1971
- 95 Richie Cunningham, 1997-99

Highest Percentage Made, Career (200 made)

- 97.5 Rafael Septien (398-388)

Most Made, No Misses, Season

- 56 Danny Villanueva, 1966
- 54 Mike Clark, 1968
- 48 Chris Boniol, 1994

FIELD GOALS**Most Attempted, Career**

- 226 Rafael Septien, 1978-88
- 119 Mike Clark, 1968-71, 1973
- 107 Toni Fritsch, 1971-73, 1975

Most Attempted, Season

- 39 Ken Willis, 1991
- 37 Richie Cunningham, 1997
- 36 Toni Fritsch, 1972
- 36 Mike Clark, 1969
- 36 Chris Boniol, 1996

Most Attempted, Game

- 8 Billy Cundiff, @ N.Y. Giants, 9/15/03
- 7 Mike Clark, @ Chicago, 11/24/68
- 7 Chris Boniol, vs. Green Bay, 11/18/96

Most Attempted, Opponent, Game

- 7 Sam Baker, @ Philadelphia, 12/5/65
- 6 Tommy Davis, vs. San Francisco, 11/20/60
- 6 Chester Marcol, @ Green Bay, 10/1/72
- 6 Bill Gramatica, @ Arizona, 10/13/02

Most Made, Career

- 162 Rafael Septien, 1978-88
- 81 Chris Boniol, 1994-96
- 75 Richie Cunningham, 1997-99

Most Made, Season

- 34 Richie Cunningham, 1997
- 32 Chris Boniol, 1996
- 29 Richie Cunningham, 1998

Most Made, Season, Rookie

- 25 Tim Seder, 2000
- 24 Lin Elliott, 1992
- 22 Chris Boniol, 1994

Most Made, Game

- 7 Chris Boniol, vs. Green Bay, 11/18/96
- 7 Billy Cundiff, @ N.Y. Giants, 9/15/03
- 5 Roger Ruzek, @ Rams, 12/21/87
- 5 Eddie Murray, vs. Green Bay, 10/3/93
- 5 Chris Boniol, vs. N.Y. Giants, 12/17/95
- 5 Richie Cunningham, @ Arizona, 9/7/97

Most Made, Opponent, Game

- 5 Morten Andersen, vs. Atlanta, 10/20/96
- 5 David Akers, vs. Philadelphia, 11/18/01
- 4 Many times, last by Jason Hanson, vs. Detroit, 12/31/06

Most Made, No Misses, Game

- 7 Chris Boniol, vs. Green Bay, 11/18/96
- 5 Roger Ruzek, @ Rams, 12/21/87
- 5 Eddie Murray, vs. Green Bay, 10/3/93
- 5 Chris Boniol, vs. N.Y. Giants, 12/17/95
- 5 Richie Cunningham, vs. Philadelphia, 9/15/97

Most Made, One Half

- 5 Chris Boniol, vs. Green Bay, 11/18/96
- 5 Billy Cundiff, @ N.Y. Giants, 9/15/03
- 4 Roger Ruzek, vs. N.Y. Giants, 11/2/87
- 4 Richie Cunningham, @ Arizona, 9/7/97

Most Made, One Quarter

- 4 Roger Ruzek, vs. N.Y. Giants, 11/2/87

Most Consecutive Field Goals Made

- 27 Chris Boniol, 1996
- 26 Chris Boniol, 1995-96
- 18 Richie Cunningham, 1997

Most Consecutive Games Made

- 12 Richie Cunningham, 1997
- 11 Lin Elliott, 1992-93
- 11 Chris Boniol, 1995-96
- 10 Mike Clark, 1969-70
- 10 Toni Fritsch, 1972-73
- 10 Toni Fritsch, 1975

Longest Field Goal

- 56 Billy Cundiff, vs. Detroit, 11/20/05
- 54 Toni Fritsch, @ N.Y. Giants, 9/24/72
- 54 Ken Willis, @ Cleveland, 9/1/91
- 54 Richie Cunningham, @ Denver, 9/13/98

Longest Field Goal, Opponent

- 59 Tony Franklin, vs. Philadelphia, 11/12/79
- 55 Fred Steinfort, @ Denver, 9/14/80
- 55 Chip Lohmiller, @ Washington, 9/23/90
- 55 Josh Brown, @ Seattle, 10/23/05

Most Made, 50 or More Yards, Career

- 8 Rafael Septien, 1978-86
- 4 Ken Willis, 1990-91
- 4 Billy Cundiff, 2002-05

Most Made, 50 or More Yards, Season

- 4 Ken Willis, 1991
- 3 Lin Elliott, 1992
- 3 Eddie Murray, 1993
- 3 Billy Cundiff, 2003

Most Made, 50 or More Yards, Game

- 2 Eddie Murray, @ Minnesota, 12/12/93

Highest Field Goal Percentage, Career (100 made)

- 71.7 Rafael Septien, 1978-86 (226-162)

Highest Field Goal Percentage, Season (Qualifiers)

- 96.4 Chris Boniol, 1995 (27-28)
- 91.9 Richie Cunningham, 1997 (34-37)
- 88.9 Chris Boniol, 1996 (32-36)

Highest Field Goal Percentage, Season, Rookie (Qualifiers)

- 75.9 Chris Boniol, 1994 (22-29)
- 75.8 Tim Seder, 2000 (25-33)
- 72.0 Ken Willis, 1990 (18-25)

SAFETIES**Most, Career**

- 2 Jethro Pugh, 1965-78
- 2 Benny Barnes, 1972-82
- 2 Harvey Martin, 1973-83

Most, Season

- 2 Benny Barnes, 1973

Most, Game

- 1 Many times, last by Kenyon Coleman and La'Roi Glover, vs. Arizona, 10/5/03

RUSHING**Most Seasons Leading Team**

- 13 Emmitt Smith, 1990-2002
- 10 Tony Dorsett, 1977-86
- 7 Don Perkins, 1961-65, 1967-68

Most Consecutive Seasons Leading Team

- 13 Emmitt Smith, 1990-2002
- 10 Tony Dorsett, 1977-86
- 5 Don Perkins, 1961-65

Most Consecutive Games Leading Team

- 41 Emmitt Smith, 1994-96
- 32 Emmitt Smith, 1990-92
- 26 Herschel Walker, 1987-88

ATTEMPTS**Career**

- 4,052 Emmitt Smith, 1990-2002
- 2,755 Tony Dorsett, 1977-87
- 1,500 Don Perkins, 1961-68

Season

- 377 Emmitt Smith, 1995
- 373 Emmitt Smith, 1992
- 368 Emmitt Smith, 1994

Season, Rookie

- 241 Emmitt Smith, 1990
- 208 Tony Dorsett, 1977
- 204 Calvin Hill, 1969

Game

- 35 Emmitt Smith, vs. N.Y. Giants, 11/7/94
- 34 Emmitt Smith, @ Washington, 11/24/91
- 34 Julius Jones, @ Carolina, 12/24/05
- 33 Troy Hambrick, @ Washington, 12/14/03
- 33 Julius Jones, vs. Chicago, 11/25/04

Game Opponent

- 40 Barry Sanders, vs. Detroit, 9/19/94
- 38 Walter Payton, vs. Chicago, 11/26/81
- 36 Charlie Garner, vs. San Francisco, 9/24/00

YARDS GAINED**Career**

- 17,162 Emmitt Smith, 1990-2002
- 12,036 Tony Dorsett, 1977-87
- 6,217 Don Perkins, 1961-68

Season

- 1,773 Emmitt Smith, 1995
- 1,713 Emmitt Smith, 1992
- 1,646 Tony Dorsett, 1981
- 1,563 Emmitt Smith, 1991
- 1,514 Herschel Walker, 1988

Season, Rookie

- 1,007 Tony Dorsett, 1977
- 942 Calvin Hill, 1969
- 937 Emmitt Smith, 1990

Game

- 237 Emmitt Smith, @ Philadelphia, 10/31/93
- 206 Tony Dorsett, vs. Philadelphia, 12/4/77
- 198 Julius Jones, @ Seattle, 12/6/04

Game, Rookie

- 206 Tony Dorsett, vs. Philadelphia, 12/4/77
- 198 Julius Jones, @ Seattle, 12/6/04
- 150 Calvin Hill, @ Washington, 11/16/69
- 150 Julius Jones, vs. Chicago, 11/25/04

Game, Opponent

- 232 Jim Brown, vs. Cleveland, 9/22/63
- 210 Warrick Dunn, @ Tampa Bay, 12/3/00
- 206 Greg Bell, @ Buffalo, 11/18/84

Longest Run (All TDs)

- 99 Tony Dorsett, @ Minnesota, 1/3/83
- 84 Herschel Walker, vs. Philadelphia, 12/14/86
- 84 Tony Dorsett, vs. Philadelphia, 12/4/77

Longest Run, Opponent (All TDs)

- 90 Ahman Green, @ Green Bay, 10/24/04
- 85 Greg Bell, @ Buffalo, 11/18/84
- 77 Keith Byars, vs. Miami, 11/25/93

Most Seasons, 1,000 or More Yards

- 11 Emmitt Smith, 1991-2001
- 8 Tony Dorsett, 1977-81, 1983-85
- 2 Calvin Hill, 1972-73

Most Consecutive Seasons, 1,000 or More Yards

- 11 Emmitt Smith, 1991-2001
- 5 Tony Dorsett, 1977-81
- 3 Tony Dorsett, 1983-85

Most Games, 100 or More Yards, Career

- 76 Emmitt Smith, 1990-2002
- 43 Tony Dorsett, 1977-87
- 16 Calvin Hill, 1969-74

Most Games, 100 or More Yards, Season

- 11 Emmitt Smith, 1995
- 9 Tony Dorsett, 1981
- 9 Emmitt Smith, 1999
- 8 Tony Dorsett, 1983
- 8 Emmitt Smith, 1991

Most Consecutive Games, 100 or More Yards

- 4 Tony Dorsett, 1979
- 4 Emmitt Smith, 1995
- 4 Emmitt Smith, 1995
- 3 Eight times, last by Julius Jones, 2006

AVERAGE GAIN

Career (750 att.)

- 4.37 Tony Dorsett, 1977-87 (2,755-12,036)
- 4.32 Walt Garrison, 1966-74 (899-3,886)
- 4.30 Calvin Hill, 1969-74 (1,166-5,009)

Season (Qualifiers)

- 5.57 Amos Marsh, 1962 (144-802)
- 5.32 Duane Thomas, 1970 (151-803)
- 5.25 Emmitt Smith, 1993 (283-1,486)

Game (10 att.)

- 12.1 Walt Garrison, vs. Washington, 12/9/72 (10-121)
- 11.6 Julius Jones, vs. New Orleans, 12/10/06 (10-116)
- 10.9 Amos Marsh, @ Washington, 11/4/62 (10-109)

TOUCHDOWNS

Most Seasons Leading Team

- 13 Emmitt Smith, 1990-2002
- 7 Tony Dorsett, 1977, 1979-80, 1982-85
- 6 Don Perkins, 1961-64, 1966-67

Most Consecutive Seasons Leading Team

- 13 Emmitt Smith, 1990-2002
- 4 Don Perkins, 1961-64
- 4 Tony Dorsett, 1982-85
- 4 Herschel Walker, 1986-89

Career

- 153 Emmitt Smith, 1990-2002
- 72 Tony Dorsett, 1977-87
- 42 Don Perkins, 1961-88

Season

- 25 Emmitt Smith, 1995
- 21 Emmitt Smith, 1994
- 18 Emmitt Smith, 1992

Season, Rookie

- 12 Tony Dorsett, 1977
- 11 Emmitt Smith, 1990
- 8 Calvin Hill, 1969

Game

- 4 Calvin Hill, @ Buffalo, 9/19/71
- 4 Emmitt Smith, vs. Phoenix, 12/16/90
- 4 Emmitt Smith, @ N.Y. Giants, 9/4/95

Game, Opponent

- 3 Jim Taylor, @ Green Bay, 11/13/60
- 3 Dick James, vs. Washington, 12/17/61
- 3 Cleveland Gary, @ Rams, 11/18/90
- 3 Terry Allen, @ Washington, 12/22/96
- 3 Terrell Davis, @ Denver, 9/13/98
- 3 Larry Johnson, vs. Kansas City, 12/11/05

Most Consecutive Games Rushing for Touchdown

- 11 Emmitt Smith, 1994-95
- 11 Emmitt Smith, 1995
- 7 Emmitt Smith, 1994

PASSING

Most Seasons Leading Team

- 12 Troy Aikman, 1989-2000
- 8 Roger Staubach, 1971, 1973-79
- 7 Danny White, 1980-85, 1987

Most Consecutive Seasons Leading Team

- 12 Troy Aikman, 1989-2000
- 7 Roger Staubach, 1973-79
- 6 Don Meredith, 1963-68
- 6 Danny White, 1980-85

RATING

Highest, Career (1,500 att.)

- 83.42 Roger Staubach, 1969-79
- 81.71 Danny White, 1976-88
- 81.62 Troy Aikman, 1989-2000

Highest, Season (Qualifiers)

- 104.8 Roger Staubach, 1971
- 99.0 Troy Aikman, 1993
- 94.6 Roger Staubach, 1973

Highest, Rookie, Season (Qualifiers)

- 66.3 Chad Hutchinson, 2002
- 55.7 Troy Aikman, 1989

ATTEMPTS

Career

- 4,715 Troy Aikman, 1989-2000
- 2,958 Roger Staubach, 1969-79
- 2,950 Danny White, 1976-88

Season

- 533 Danny White, 1983
- 518 Troy Aikman, 1997
- 505 Quincy Carter, 2003

Season, Rookie

- 293 Troy Aikman, 1989
- 250 Chad Hutchinson, 2002
- 219 Steve Walsh, 1989

Game

- 57 Troy Aikman, vs. Minnesota, 11/26/98
- 53 Troy Aikman, @ Cincinnati, 12/14/97
- 52 Troy Aikman, @ N.Y. Giants, 10/5/97

Game, Opponent

- 56 Warren Moon, @ Houston, 11/10/91
- 56 Jake Plummer, @ Arizona, 11/15/98
- 55 Jeff Garcia, vs. San Francisco, 12/8/02
- 54 Neil Lomax, vs. St. Louis, 12/27/87
- 54 Mark Rypien, vs. Washington, 11/22/90

COMPLETIONS

Career

- 2,898 Troy Aikman, 1989-2000
- 1,761 Danny White, 1976-88
- 1,685 Roger Staubach, 1969-79

Season

- 334 Danny White, 1983
- 302 Troy Aikman, 1992
- 300 Drew Bledsoe, 2005

Season, Rookie

- 155 Troy Aikman, 1989
- 127 Chad Hutchinson, 2002
- 110 Steve Walsh, 1989

Game

- 34 Troy Aikman, @ N.Y. Giants, 10/5/97
- 34 Troy Aikman, vs. Minnesota, 11/26/98
- 33 Gary Hogeboom, @ Rams, 9/3/84
- 33 Troy Aikman, @ Miami, 10/27/96

Game, Opponent

- 41 Warren Moon, @ Houston, 11/10/91
36 Jeff Garcia, vs. San Francisco, 12/8/02
31 Jake Plummer, @ Arizona, 11/15/98

Consecutive Passes Completed

- 14 Steve Pelluer, vs. Seattle, 11/27/86
14 Randall Cunningham, vs. Philadelphia (1),
9/3/00, @ Arizona (13), 9/10/00
13 Troy Aikman, @ Atlanta, 12/21/92
13 Troy Aikman, @ Oakland, 11/19/95
13 Troy Aikman, @ Arizona, 11/15/98
13 Quincy Carter, vs. Carolina (9), 11/23/03;
vs. Miami (4), 11/27/03
13 Tony Romo, vs. Tampa Bay, 11/23/06

COMPLETION PERCENTAGE**Career (1,500 att.)**

- 61.5 Troy Aikman, 1989-2000 (4,715-2,898)
59.7 Danny White, 1976-88 (2,950-1,761)
57.0 Roger Staubach, 1969-79 (2,958-1,685)

Season (Qualifiers)

- 69.1 Troy Aikman, 1993 (392-271)
65.3 Troy Aikman, 1991 (363-237)
65.3 Tony Romo, 2006 (337-220)

Season, Rookie (Qualifiers)

- 52.9 Troy Aikman, 1989 (293-155)
50.8 Chad Hutchinson, 2002 (250-127)

Game (20 attempts)

- 87.5 Danny White, @ Philadelphia, 11/6/83 (24-21)
85.7 Troy Aikman, @ Atlanta, 12/21/92 (21-18)
82.6 Tony Romo, vs. Indianapolis, 11/19/06 (23-19)

YARDS GAINED**Career**

- 32,942 Troy Aikman, 1989-2000
22,700 Roger Staubach, 1969-79
21,959 Danny White, 1976-88

Season

- 3,980 Danny White, 1983
3,639 Drew Bledsoe, 2005
3,586 Roger Staubach, 1979

Season, Rookie

- 1,749 Troy Aikman, 1989
1,555 Chad Hutchinson, 2002
1,371 Steve Walsh, 1989

Game

- 460 Don Meredith, @ San Francisco, 11/10/63
455 Troy Aikman, vs. Minnesota, 11/26/98
406 Don Meredith, @ Washington, 11/13/66

Game, Rookie

- 379 Troy Aikman, @ Phoenix, 11/12/89
301 Chad Hutchinson, vs. Jacksonville, 11/24/02
294 Steve Walsh, vs. San Francisco, 10/15/89

Game, Opponent

- 466 Bill Wade, vs. Chicago, 11/18/62
465 Jake Plummer, @ Arizona, 11/15/98
432 Phil Simms, @ N.Y. Giants, 10/6/85
432 Warren Moon, @ Houston, 11/10/91

Most Seasons, 3,000 or More Passing Yards

- 5 Troy Aikman, 1992-93, 1995-97
4 Danny White, 1980-81, 1983, 1985
2 Roger Staubach, 1978-79

Most Games, 300 or More Passing Yards, Career

- 13 Troy Aikman, 1989-2000
10 Danny White, 1976-88
7 Don Meredith, 1960-68

Most Games, 300 or More Passing Yards, Season

- 3 Don Meredith, 1966
3 Roger Staubach, 1979
3 Danny White, 1983
3 Vinny Testaverde, 2004
3 Drew Bledsoe, 2005
3 Tony Romo, 2006

Most Consecutive Games, 300 or More Passing Yards

- 2 Don Meredith, 1963
2 Vinny Testaverde, 2004

Longest Pass Completion (All TDs except as noted)

- 95 Don Meredith (to Hayes), vs. Wash., 11/13/66
91 Roger Staubach (to Dorsett), vs. Balt., 9/4/78
90 Troy Aikman (to Harper), @ San Francisco,
11/13/94 (no TD)
90 Troy Aikman (to Tucker), vs. N.Y. Giants, 1/20/00

Longest Pass Completion, Opponent (All TDs)

- 94 Norm Snead (to Rich Houston),
@ N.Y. Giants, 9/24/72
89 Kerry Collins (to Andre Hastings),
@ New Orleans, 12/6/98
89 Tim Rattay (to Brandon Lloyd),
@ San Francisco, 9/25/05

AVERAGE GAIN**Career (1,500 att.)**

- 7.67 Roger Staubach, 1969-79 (1,685-22,700)
7.45 Don Meredith, 1960-68 (2,308-17,199)
7.44 Danny White, 1976-88 (1,761-21,959)

Season (Qualifiers)

- 8.92 Roger Staubach, 1971 (211-1,882)
8.79 Craig Morton, 1970 (207-1,819)
8.67 Craig Morton, 1969 (302-2,619)

Game (20 att.)

- 15.15 Don Meredith, vs. Phila., 10/9/66 (26-394)
14.92 Don Meredith, vs. N.Y. Giants, 9/18/66 (24-358)
14.00 Don Meredith, @ Wash., 11/13/66 (29-406)

TOUCHDOWNS**Career**

- 165 Troy Aikman, 1989-2000
155 Danny White, 1976-88
153 Roger Staubach, 1969-79

Season

- 29 Danny White, 1983
28 Danny White, 1980
27 Roger Staubach, 1979

Season, Rookie

- 9 Troy Aikman, 1989
7 Chad Hutchinson, 2002
5 Steve Walsh, 1989
5 Quincy Carter, 2001

Game

- 5 Eddie LeBaron, @ Pittsburgh, 10/21/62
5 Don Meredith, vs. N.Y. Giants, 9/18/66
5 Don Meredith, vs. Philadelphia, 10/9/66
5 Don Meredith, vs. Philadelphia, 9/29/68
5 Craig Morton, vs. Philadelphia, 10/19/69
5 Craig Morton, vs. Houston, 12/20/70
5 Danny White, @ N.Y. Giants, 10/20/83
5 Troy Aikman, @ Washington, 9/12/99 (OT)
5 Tony Romo, vs. Tampa Bay, 11/23/06

Game, Rookie

- 4 Troy Aikman, vs. Rams, 12/3/89

Game, Opponent

- 6 Y.A. Tittle, @ N.Y. Giants, 12/16/62
5 Charley Johnson, @ St. Louis, 12/9/62
5 Bill Nelsen, @ Cleveland, 11/2/69
5 Daunte Culpepper, @ Minnesota, 9/12/04
5 Drew Brees, vs. New Orleans, 12/10/06

Most Games, Four or More Touchdown Passes, Career

- 8 Danny White, 1976-88
6 Don Meredith, 1960-68
3 Troy Aikman, 1989-99

Most Games, Four or More Touchdown Passes, Season

- 3 Don Meredith, 1966
2 Danny White, 1980

Most Consecutive Games, Four or More Touchdown Passes

- 1 Many times, last by Troy Aikman,
@ Washington, 9/12/99 (OT)

Most Consecutive Games, Touchdown Pass

- 16 Troy Aikman, 1993-94
12 Don Meredith, 1965-66
12 Roger Staubach, 1977-78

HAD INTERCEPTED**Career**

- 141 Troy Aikman, 1989-2000
132 Danny White, 1976-88
111 Don Meredith, 1960-68

Season

- 25 Eddie LeBaron, 1960
25 Danny White, 1980
23 Danny White, 1983

Game

- 5 Eddie LeBaron, vs. Philadelphia, 9/30/60
5 Eddie LeBaron, vs. St. Louis, 11/5/61
5 Danny White, @ N.Y. Giants, 11/9/80
5 Steve Pelluer, vs. Raiders, 11/9/86
5 Troy Aikman, @ N.Y. Giants, 10/15/00

Game, Opponent

- 6 Pete Liske, @ Philadelphia, 9/26/71
5 Five times, last by Dan Marino, vs.
Miami, 11/25/99

Most Consecutive Passes Attempted, None Intercepted

- 216 Troy Aikman, 1999
184 Troy Aikman, 1995
156 Don Meredith, 1965-66

Most Attempts, No Interceptions, Game

- 57 Troy Aikman, vs. Minnesota, 11/26/98
- 50 Vinny Testaverde, @ Minnesota, 9/12/04
- 47 Danny White, @ San Diego, 11/13/83

Most Attempts, No Interceptions, Game, Opponent

- 56 Warren Moon, @ Houston, 11/10/91
- 55 Jeff Garcia, vs. San Francisco, 12/8/02
- 47 Kent Graham, @ Arizona, 9/7/97

LOWEST PERCENTAGE PASSES INTERCEPTED

Career (1,500 att.)

- 2.99 Troy Aikman, 1989-2000 (4,715-141)
- 3.70 Roger Staubach, 1969-79 (2,958-109)
- 4.47 Danny White, 1976-88 (2,950-132)

Season (Qualifiers)

- 1.53 Troy Aikman, 1993 (392-6)
- 1.59 Troy Aikman, 1998 (315-5)
- 1.62 Troy Aikman, 1995 (432-7)

Season, Rookie (Qualifiers)

- 3.20 Chad Hutchinson, 2002 (250-8)
- 6.14 Troy Aikman, 1989 (293-18)

TIMES SACKED

Career

- 311 Roger Staubach, 1969-79
- 259 Troy Aikman, 1989-2000
- 251 Don Meredith, 1960-68

Season

- 58 Don Meredith, 1964
- 49 Drew Bledsoe, 2005
- 47 Steve Pelluer, 1986

Game

- 11 Steve Pelluer, @ San Diego, 11/16/86
- 11 Troy Aikman, vs. Philadelphia, 9/15/91
- 9 Craig Morton, @ Green Bay, 10/24/65

Game, Opponent

- 12 Warren Moon, @ Houston, 9/29/85
- 11 Greg Landry, vs. Detroit, 10/6/75
- 11 David Norrie, @ N.Y. Jets, 10/4/87

Highest Attempts/Sack Ratio, Career (1,500 att.)

- 19.2 Troy Aikman, 1989-2000 (4,974-259)
- 13.2 Danny White, 1976-88 (3,192-242)
- 10.5 Roger Staubach, 1969-79 (3,269-311)

Highest Attempts/Sack Ratio, Season (Qualifiers)

- 36.0 Troy Aikman, 1998 (324-9)
- 31.9 Troy Aikman, 1995 (446-14)
- 26.8 Troy Aikman, 1996 (483-18)

PASS RECEIVING

RECEPTIONS

Most Seasons Leading Team

- 8 Michael Irvin, 1991-98
- 5 Tony Hill, 1979-82, 1985
- 4 Drew Pearson, 1974-77

Most Consecutive Seasons Leading Team

- 8 Michael Irvin, 1991-98
- 4 Drew Pearson, 1974-77
- 3 Lance Rentzel, 1967-69
- 3 Tony Hill, 1979-81

Most Consecutive Games Leading or Tied Team Lead

- 8 Michael Irvin, 1991-92
- 8 Raghib Ismail, 1999
- 7 Raghib Ismail, 2001
- 6 Lance Rentzel, 1968-69
- 6 Bob Hayes, 1966-67
- 6 Billy Howton, 1961-62

Career

- 750 Michael Irvin, 1988-99
- 489 Drew Pearson, 1973-83
- 479 Tony Hill, 1977-86

Season

- 111 Michael Irvin, 1995
- 93 Michael Irvin, 1991
- 88 Michael Irvin, 1993

Season, Rookie

- 46 Bob Hayes, 1965
- 44 Antonio Bryant, 2002
- 41 Mike Sherrard, 1986

Game

- 13 Lance Rentzel, vs. Washington, 11/19/67
- 12 Emmitt Smith, @ Phoenix, 11/22/92
- 12 Michael Irvin, vs. San Francisco, 10/17/93
- 12 Michael Irvin, @ Miami, 10/27/96

Game, Rookie

- 8 Bob Hayes, vs. Philadelphia, 10/10/65
- 8 Jason Witten, vs. Miami, 11/27/03
- 7 Drew Pearson, vs. Miami, 11/22/73
- 7 Karl Pove, @ San Francisco, 12/22/85
- 7 Antonio Bryant, @ Washington, 12/29/02

Game, Opponent

- 14 Marvin Harrison, @ Indianapolis, 11/17/02
- 13 Tiki Barber, vs. N.Y. Giants, 1/2/00
- 12 Five times, last by Terrell Owens, vs. San Francisco, 12/8/02

Most Consecutive Games, Pass Reception

- 117 Michael Irvin, 1990-98
- 72 Tony Hill, 1981-86
- 58 Drew Pearson, 1974-78

Most Seasons 50 or More Pass Receptions

- 8 Michael Irvin, 1991-98
- 4 Tony Hill, 1979-80, 1984-85
- 4 Jay Novacek, 1990-92, 1995
- 4 Emmitt Smith, 1992-95
- 3 Drew Pearson, 1974, 1976, 1979
- 3 Herschel Walker, 1986-88

YARDS

Most Seasons Leading Team

- 8 Tony Hill, 1978-85
- 8 Michael Irvin, 1991-98
- 5 Bob Hayes, 1965-67, 1970-71

Most Consecutive Seasons Leading Team

- 8 Tony Hill, 1978-85
- 8 Michael Irvin, 1991-98
- 4 Frank Clarke, 1961-64
- 4 Drew Pearson, 1974-77

Career

- 11,904 Michael Irvin, 1988-99
- 7,988 Tony Hill, 1977-86
- 7,822 Drew Pearson, 1973-83

Season

- 1,603 Michael Irvin, 1995
- 1,523 Michael Irvin, 1991
- 1,396 Michael Irvin, 1992
- 1,330 Michael Irvin, 1993
- 1,241 Michael Irvin, 1994

Season, Rookie

- 1,003 Bob Hayes, 1965
- 744 Mike Sherrard, 1986
- 733 Antonio Bryant, 2002

Game

- 246 Bob Hayes, @ Washington, 11/13/66
- 241 Frank Clarke, vs. Washington, 9/16/62
- 233 Lance Rentzel, vs. Washington, 11/19/67

Game, Rookie

- 203 James Dixon, @ Phoenix, 11/12/89
- 177 Bob Hayes, vs. Philadelphia, 10/10/65
- 170 Antonio Bryant, @ Washington, 12/29/02

Game, Opponent

- 238 Harold Jackson, @ Rams, 10/14/73
- 201 Johnny Morris, vs. Chicago, 11/18/62
- 199 Charley Taylor, @ Washington, 11/13/66

Longest Pass Reception (All TDs except as noted)

- 95 Bob Hayes (from Meredith), vs. Washington, 11/13/66
- 91 Tony Dorsett (from Staubach), vs. Balt., 9/4/78
- 90 Alvin Harper (from Aikman), @ San Francisco, 11/13/94 (No TD)
- 90 Jason Tucker (from Aikman), vs. N.Y. Giants, 1/2/00

Longest Pass Reception, Opponent (All TDs)

- 94 Rich Houston (from Norm Snead), @ N.Y. Giants, 9/24/72
- 89 Andre Hastings (from Kerry Collins), @ New Orleans, 12/6/98
- 89 Brandon Lloyd (from Tim Rattay), @ San Francisco, 9/25/05

Most Seasons 1,000 or More Yards Pass Receiving

- 7 Michael Irvin, 1991-95, 1997-98
- 3 Tony Hill, 1979-80, 1985
- 2 Bob Hayes, 1965-66
- 2 Drew Pearson, 1974, 1979

Most Games, 100 or More Yards Pass Receiving, Career

- 47 Michael Irvin, 1988-99
- 26 Tony Hill, 1977-86
- 21 Bob Hayes, 1965-75

Most Games, 100 or More Yards Pass Receiving, Season

- 11 Michael Irvin, 1995
- 7 Michael Irvin, 1991
- 6 Bob Hayes, 1967
- 6 Michael Irvin, 1992

Most Consecutive Games, 100 or More Yards Pass Receiving

- 7 Michael Irvin, 1995
- 3 Lance Rentzel, 1968-69
- 3 Michael Irvin, 1991
- 3 Michael Irvin, 1992
- 3 Michael Irvin, 1993
- 3 Michael Irvin, 1995

AVERAGE GAIN

Career (200 receptions)

- 20.0 Bob Hayes, 1965-74 (365-7.295)
- 18.6 Frank Clarke, 1960-67 (281-5.214)
- 16.7 Tony Hill, 1977-86 (479-7.988)

Season (Qualifiers)

- 26.1 Bob Hayes, 1970 (34-889)
- 24.9 Alvin Harper, 1994 (33-821)
- 24.0 Bob Hayes, 1971 (35-840)

Game (3 receptions)

- 45.3 Alvin Harper, @ San Fran., 11/13/94 (3-136)
- 44.3 Tony Hill, @ Washington, 9/5/83 (3-133)
- 42.0 Frank Clarke, @ N.Y. Giants, 10/20/63 (4-168)

TOUCHDOWNS

Career

- 71 Bob Hayes, 1965-74
- 65 Michael Irvin, 1988-99
- 51 Tony Hill, 1977-86

Season

- 14 Frank Clarke, 1962
- 13 Bob Hayes, 1966
- 13 Terrell Owens, 2006

Season, Rookie

- 12 Bob Hayes, 1965
- 6 Antonio Bryant, 2002
- 5 Billy Joe Dupree, 1973
- 5 Mike Sherrard, 1986
- 5 Michael Irvin, 1988

Game

- 4 Bob Hayes, vs. Houston, 12/20/70
- 3 13 times, last by Terrell Owens, vs. Houston, 10/15/06

Game, Opponent

- 4 Harold Jackson, @ Rams, 10/14/73
- 4 Sterling Sharpe, vs. Green Bay, 11/24/94

Most Consecutive Games, Touchdown

- 7 Frank Clarke, 1961-62
- 7 Bob Hayes, 1965-66
- 6 Frank Clarke, 1963
- 6 Bob Hayes, 1966-67
- 6 Michael Irvin, 1995

RUSHING-RECEIVING

Most Seasons Leading Team

- 13 Emmitt Smith, 1990-2002
- 9 Tony Dorsett, 1977-85
- 3 Calvin Hill, 1969, 1972-73
- 3 Herschel Walker, 1986-88

Most Consecutive Seasons Leading Team

- 13 Emmitt Smith, 1990-2002
- 9 Tony Dorsett, 1977-85
- 3 Herschel Walker, 1986-88

ATTEMPTS

Career

- 4,538 Emmitt Smith, 1990-2002 (ru-4,052, re-486)
- 3,137 Tony Dorsett, 1977-87 (ru-2,755, re-382)
- 1,646 Don Perkins, 1961-68 (ru-1,500, re-146)

Season

- 439 Emmitt Smith, 1995 (ru-377, re-62)
- 432 Emmitt Smith, 1992 (ru-373, re-59)
- 418 Emmitt Smith, 1994 (ru-368, re-50)

Season, Rookie

- 265 Emmitt Smith, 1990 (ru-241, re-24)
- 237 Tony Dorsett, 1977 (ru-208, re-29)
- 232 Don Perkins, 1961 (ru-200, re-32)

Game

- 42 Emmitt Smith, @ N.Y. Giants, 1/2/94 (ru-32, re-10)
- 39 Emmitt Smith, @ G.B., 10/6/91 (ru-32, re-7)
- 38 Emmitt Smith, @ Cleveland, 9/1/91 (ru-32, re-6)
- 38 Emmitt Smith, vs. N.Y. Giants, 11/7/94 (ru-35, re-3)
- 38 Emmitt Smith, vs. G.B., 11/24/94 (ru-32, re-6)

YARDS

Career

- 20,174 Emmitt Smith, 1990-2002 (ru-17,162, re-3,012)
- 15,468 Tony Dorsett, 1977-87 (ru-12,036, re-3,432)
- 10,685 Michael Irvin, 1988-97 (ru-5, re-10,680)

Season

- 2,148 Emmitt Smith, 1995 (ru-1,773, re-375)
- 2,048 Emmitt Smith, 1992 (ru-1,713, re-335)
- 2,019 Herschel Walker, 1988 (ru-1,514, re-505)

Season, Rookie

- 1,280 Tony Dorsett, 1977 (ru-1,007, re-273)
- 1,174 Calvin Hill, 1969 (ru-942, re-232)
- 1,165 Emmitt Smith, 1990 (ru-937, re-228)

Game

- 292 Herschel Walker, vs. Philadelphia, 12/14/86 (ru-122, re-170)
- 254 Tony Dorsett, vs. Baltimore, 9/4/78 (ru-147, re-107)
- 246 Bob Hayes, @ Washington, 11/13/66 (re-246)

PUNTING

PUNTS

Career

- 612 Danny White, 1976-88
- 591 Mike Saxon, 1985-92
- 338 Toby Gowin, 1997-99, 2003

Season

- 94 Toby Gowin, 2003
- 86 Mike Saxon, 1986
- 86 Toby Gowin, 1997

Season, Rookie

- 86 Toby Gowin, 1997
- 81 Mike Saxon, 1985
- 68 Mitch Hoopes, 1975

Game

- 11 Danny White, vs. Philadelphia, 9/23/84
- 10 Many times, last by Filip Filipovic, @ Detroit 11/3/02

Game, Opponent

- 11 Danny Villanueva, @ Rams, 9/30/62
- 11 John James, @ Atlanta, 9/15/74
- 11 Marv Bateman, vs. Buffalo, 11/15/76
- 11 Rich Camarillo, vs. New England, 11/22/84

Longest Punt

- 84 Ron Widby, @ New Orleans, 11/3/68
- 75 Billy Lothridge, vs. N.Y. Giants, 10/11/64
- 75 Sam Baker, vs. Rams, 9/30/62
- 75 Mat McBriar, vs. Houston, 10/15/06

Longest Punt, Opponent

- 81 Tom McNeill, @ New Orleans, 9/28/69
- 80 Randall Cunningham, vs. Phila., 10/16/94
- 78 Jerry Norton, vs. St. Louis, 11/5/61
- 78 Bill Van Heusen, @ Denver, 12/27/73

AVERAGE GROSS YARDS

Career (300 punts)

- 41.7 Toby Gowin, 1997-99, 2003 (338-14,099)
- 41.5 Mike Saxon, 1985-92 (591-24,542)
- 40.1 Danny White, 1976-84 (612-24,571)

Season (Qualifiers)

- 48.2 Mat McBriar, 2006 (56-2,697)
- 45.4 Sam Baker, 1962 (57-2,589)
- 44.2 Sam Baker, 1963 (71-3,138)

Season, Rookie (Qualifiers)

- 42.8 Micah Knorr, 2000 (58-2,485)
- 41.9 Mike Saxon, 1985 (81-3,396)
- 41.8 John Jett, 1993 (56-2,342)
- 41.8 Toby Gowin, 1997 (86-3,592)

Game (4 punts)

- 56.8 Mat McBriar, vs. Houston, 10/15/06 (4-227)
- 55.3 Toby Gowin, vs. Chicago, 9/28/97 (6-332)
- 53.4 Ron Widby, @ New Orleans, 11/3/68 (5-267)

Game, Opponent (4 punts)

- 54.4 John Kidd, @ Miami, 10/27/96 (5-272)
- 54.3 Gary Collins, @ Cleveland, 10/17/65 (6-326)
- 54.0 Dave Jennings, vs. N.Y. Giants, 10/5/80 (5-270)

AVERAGE NET YARDS

Career (300 punts)

- 35.5 Toby Gowin, 1997-99, 2003 (339-12,018)
- 34.8 Mike Saxon, 1985-92 (595-20,682)
- 34.1 Danny White, 1976-88 (617-21,052)

Season (Qualifiers)

- 40.7 Sam Baker, 1962 (57-2,319)
- 40.6 Sam Baker, 1963 (71-2,882)
- 39.5 Dave Sherer, 1960 (57-2,252)

Season, Rookie (Qualifiers)

- 38.1 Billy Lottbridge, 1964 (62-2,361)
- 37.7 John Jett, 1993 (56-2,113)
- 36.2 Marv Bateman, 1972 (51-1,848)

Game (4 punts)

- 50.6 Ron Widby, @ New Orleans, 11/3/68 (5-253)
- 49.2 John Jett, @ Atlanta, 11/21/93 (6-295)
- 49.0 Marv Bateman, vs. St. Louis, 9/30/73 (4-191)

Game, Opponent (4 punts)

- 51.0 Pat Studstill, vs. Rams, 11/25/71 (4-204)
- 50.0 Dave Jennings, vs. N.Y. Giants, 10/5/80 (5-250)

HAD BLOCKED

Career

- 5 Danny White, 1976-88
- 4 Mike Saxon, 1985-92
- 3 Micah Knorr, 2000-02

Season

- 3 Micah Knorr, 2001
- 2 Marv Bateman, 1973
- 2 Danny White, 1976
- 2 Mike Saxon, 1989

Most Consecutive Punts, None Blocked

- 341 Danny White, 1978-83
- 253 John Jett, 1993-96
- 212 Mat McBriar, 2004-current

INSIDE 20

Career

- 166 Mike Saxon, 1985-92
- 159 Danny White, 1976-88
- 106 Toby Gowin, 1997-99, 2003

Season

- 31 Toby Gowin, 1998
- 28 Mike Saxon, 1986
- 28 Mat McBriar, 2005

Game

- 5 Danny Villanueva, @ Cleveland, 10/17/65
- 5 Duane Carrell, vs. St. Louis, 11/3/74
- 5 Toby Gowin, @ Washington, 10/13/97
- 5 Toby Gowin, vs. Philadelphia, 12/12/99
- 5 Toby Gowin, vs. Buffalo, 11/9/03
- 5 Mat McBriar, @ Seattle, 10/23/05
- 4 Many times, last by Mat McBriar, vs. New Orleans, 12/10/06

Fewest Touchbacks in a Season (Qualifiers)

- 2 Danny White, 1962
- 3 Allen Green, 1981
- 3 Danny Villanueva, 1966
- 3 Marv Bateman, 1972
- 3 John Jett, 1993

PUNT RETURNS

Most Seasons Leading Team

- 5 Bob Hayes, 1966-70
- 5 Kelvin Martin, 1987-88, 1991-92, 1996
- 3 Butch Johnson, 1976-78
- 3 Kevin Williams, 1993-95
- 3 Deion Sanders, 1997-99

Most Consecutive Seasons Leading Team

- 5 Bob Hayes, 1966-70
- 3 Butch Johnson, 1976-78
- 3 Kevin Williams, 1993-95
- 3 Deion Sanders, 1997-99

RETURNS

Career

- 179 Kelvin Martin, 1987-92, 1996
- 146 Butch Johnson, 1976-83
- 109 Mel Renfro, 1964-77

Season

- 54 James Jones, 1980
- 54 Gary Allen, 1984
- 51 Butch Johnson, 1978

Season, Rookie

- 54 James Jones, 1980
- 45 Butch Johnson, 1976
- 36 Kevin Williams, 1993

Game

- 9 Butch Johnson, vs. Buffalo, 11/15/76
- 8 Ron Fellows, vs. Cleveland, 11/25/82
- 8 Dedic Ward, @ Washington, 9/27/04

Game, Opponent

- 8 Phil McConkey, vs. N.Y. Giants, 11/4/84
- 7 Phillip Epps, vs. Green Bay, 9/23/84
- 7 Irving Fryar, vs. New England, 11/22/84
- 7 Vai Sikahema, @ St. Louis, 9/13/87

FAIR CATCHES

Career

- 61 Kelvin Martin, 1987-92, 1996
- 42 Kevin Williams, 1993-96
- 38 Mel Renfro, 1964-77
- 38 Butch Johnson, 1976-83

Season

- 18 Golden Richards, 1973
- 18 Kelvin Martin, 1992
- 16 Cliff Harris, 1972

Game

- 4 Golden Richards, @ New England, 11/16/75
- 4 Golden Richards, @ Washington, 11/7/74
- 4 Kelvin Martin, vs. Philadelphia, 12/18/83
- 4 Patrick Crayton, vs. Kansas City, 12/11/05

Game, Opponent

- 5 Armani Toomer, N.Y. Giants, 9/8/96
- 5 Jimmy Williams, @ Seattle, 10/23/05
- 4 Eight times, last Antonio Chatman, @ Green Bay, 10/24/04

YARDS GAINED

Career

- 1,803 Kelvin Martin, 1987-92, 1996
- 1,313 Butch Johnson, 1976-83
- 1,184 Deion Sanders, 1995-99

Season

- 548 James Jones, 1980
- 532 Kelvin Martin, 1992
- 489 Butch Johnson, 1976

Season, Rookie

- 548 James Jones, 1980
- 489 Butch Johnson, 1976
- 418 Mel Renfro, 1964

Game

- 124 Kelvin Martin, @ Philadelphia, 12/15/91
- 122 Bob Hayes, vs. Pittsburgh, 12/8/68
- 117 Mel Renfro, vs. Green Bay, 11/29/64
- 117 Butch Johnson, vs. Buffalo, 11/15/76

Game, Opponent

- 139 Darrien Gordon, @ Atlanta, 11/11/01
- 123 Tiki Barber, @ N.Y. Giants, 10/18/99
- 105 Terance Mathis, @ N.Y. Jets, 11/4/90

Longest Punt Return (All TDs)

- 98 Dennis Morgan, vs. St. Louis, 10/13/74
- 90 Bob Hayes, vs. Pittsburgh, 12/8/68
- 85 Kelvin Martin, @ Philadelphia, 12/15/91

Longest Punt Return/Opponent (All TDs)

- 98 Terance Mathis, @ N.Y. Jets, 11/4/90
- 85 Tiki Barber, @ N.Y. Giants, 10/18/99
- 78 Michael Harper, @ N.Y. Jets, 10/4/87

AVERAGE YARDAGE

Career (75 returns)

- 13.3 Deion Sanders, 1995-99 (89-1,184)
- 11.1 Bob Hayes, 1965-74 (104-1,158)
- 10.1 Kelvin Martin, 1987-92, 1996 (179-1,803)

Season (Qualifiers)

- 20.8 Bob Hayes, 1968 (15-312)
- 15.6 Deion Sanders, 1998 (24-375)
- 15.1 Dennis Morgan, 1974 (19-287)

Season, Rookie (Qualifiers)

- 15.1 Dennis Morgan, 1974 (19-287)
- 13.1 Mel Renfro, 1964 (32-418)
- 10.9 Butch Johnson, 1976 (45-489)

Game (3 returns)

- 40.7 Bob Hayes, vs. Pittsburgh, 12/8/68 (3-122)
- 32.0 Kevin Williams, vs. Wash., 11/20/94 (3-96)
- 29.3 Mel Renfro, vs. Green Bay, 11/29/64 (4-117)

Game, Opponent (3 returns)

- 46.3 Darrien Gordon, @ Atlanta, 11/11/01 (3-139)
- 30.0 Ron Smith, @ Oakland, 12/14/74 (3-90)
- 29.3 Michael Harper, @ N.Y. Jets, 10/4/87 (3-88)

TOUCHDOWNS

Career

- 4 Deion Sanders, 1995-99
- 3 Bob Hayes, 1965-74
- 3 Kelvin Martin, 1987-92, 1996
- 3 Kevin Williams, 1993-96

Season

- 2 Bob Hayes, 1968
- 2 Kelvin Martin, 1992
- 2 Kevin Williams, 1993
- 2 Deion Sanders, 1998
- 2 Wane McGarity, 2000

Game

- 1 Many times, last by Terence Newman, vs. Detroit, 12/31/06

KICKOFF RETURNS

Most Seasons Leading Team

- 3 Mel Renfro, 1964-66
- 3 Butch Johnson, 1976-78
- 3 Kevin Williams, 1993-95

Most Consecutive Seasons Leading Team

- 3 Mel Renfro, 1964-66
- 3 Butch Johnson, 1976-78
- 3 Kevin Williams, 1993-95

RETURNS

Career

- 144 Kevin Williams, 1993-96
- 101 James Dixon, 1989-91
- 85 Mel Renfro, 1964-77

Season

- 57 Tyson Thompson, 2005
- 56 Reggie Swinton, 2001
- 51 Jason Tucker, 2000

Season, Rookie

- 57 Tyson Thompson, 2005
- 47 James Dixon, 1989
- 40 Mel Renfro, 1964

Game

- 8 Mel Renfro, vs. Green Bay, 11/29/64
- 7 Robert Lavette, @ N.Y. Giants, 10/6/85
- 7 Reggie Swinton, vs. Philadelphia, 11/18/01

Game, Opponent

- 8 Mel Gray, @ Detroit, 11/8/92
- 8 Brian Mitchell, @ N.Y. Giants, 9/15/03
- 7 Six times, last by Reggie Swinton, vs. Arizona, 10/30/05

YARDS

Career

- 3,416 Kevin Williams, 1993-96
- 2,315 James Dixon, 1989-91
- 2,246 Mel Renfro, 1964-77

Season

- 1,399 Tyson Thompson, 2005
- 1,327 Reggie Swinton, 2001
- 1,181 James Dixon, 1989

Season, Rookie

- 1,399 Tyson Thompson, 2005
- 1,181 James Dixon, 1989
- 1,017 Mel Renfro, 1964

Game

- 213 Reggie Swinton, @ Philadelphia, 9/22/02
- 205 Jason Tucker, @ N.Y. Giants, 10/15/00
- 203 Jason Tucker, @ New Orleans, 12/24/99

Game, Opponent

- 247 Tim Brown, @ Philadelphia, 11/6/66
- 194 Brian Mitchell, @ N.Y. Giants, 9/15/03
- 188 James Owens, San Francisco, 10/12/80

Longest Kickoff Return (All TDs)

- 102 Alexander Wright, vs. Atlanta, 12/22/91
- 101 Amos Marsh, vs. Philadelphia, 10/14/62
- 101 Ike Thomas, vs. N.Y. Jets, 12/4/71

Longest Kickoff Return, Opponent (All TDs)

- 108 Roy Green, St. Louis, 10/21/79
- 100 Rock Cartwright, Washington, 9/17/06
- 95 Robert Brooks, Green Bay, 10/3/93

AVERAGE YARDAGE

Career (75 returns)

- 26.4 Mel Renfro, 1964-77 (85-2,246)
- 25.3 Herschel Walker, 1986-89, 1996-97 (77-1,946)
- 24.1 Reggie Swinton, 2001-02 (84-2,024)

Season (Qualifiers)

- 30.0 Mel Renfro, 1965 (21-630)
- 28.9 Herschel Walker, 1996 (27-779)
- 28.4 Cliff Harris, 1971 (29-823)

Season, Rookie (Qualifiers)

- 26.5 Bob Hayes, 1965 (17-450)
- 25.7 Amos Marsh, 1961 (26-667)
- 25.4 Mel Renfro, 1964 (40-1,017)

Game (3 returns)

- 48.0 Mark Washington, @ Wash., 11/22/70 (3-144)
- 43.7 Reggie Swinton, vs. Tampa Bay, 9/9/01 (3-131)
- 43.6 Ike Thomas, vs. Rams, 11/25/71 (3-131)

Game, Opponent (3 returns)

- 49.4 Tim Brown, @ Philadelphia, 11/6/66 (5-247)
- 40.8 Mike Nelms, Washington, 11/22/81 (4-163)
- 40.0 Jim Butler, Pittsburgh, 10/30/66 (3-120)

TOUCHDOWNS

Career

- 2 Mel Renfro, 1964-77
- 2 Ike Thomas, 1971
- 2 Alexander Wright, 1990-91

Season

- 2 Ike Thomas, 1971

Game

- 1 Many times last by Randal Williams, vs. Philadelphia, 10/12/03

Game, Opponent

- 2 Tim Brown, @ Philadelphia, 11/6/66

COMBINED KICK RETURNS

MOST RETURNS

Career

- 239 Kevin Williams, 1993-96 (p-95, k-144)
- 230 Kelvin Martin, 1987-92, 1996 (p-179, k-51)
- 225 Butch Johnson, 1976-83 (p-146, k-79)

Season

- 87 Gary Allen, 1984 (p-54, k-33)
- 87 Reggie Swinton, 2001 (p-31, k-56)
- 86 James Jones, 1980 (p-54, k-32)

Game

- 12 Mel Renfro, vs. G.B., 11/29/64 (p-4, k-8)
- 11 Butch Johnson, vs. Buff., 11/15/76 (p-9, k-2)
- 11 Reggie Swinton, vs. Denver, 11/22/01 (p-5, k-6)

Game, Opponent

- 12 Larry Jones, vs. Wash., 12/13/75 (p-6, k-6)
- 10 Phil McConkey, vs. N.Y. Giants, 11/4/84 (p-8, k-2)
- 10 Stump Mitchell, @ St. Louis, 9/11/83 (p-5, k-5)
- 10 Brian Mitchell, vs. Wash., 11/20/94 (p-5, k-5)
- 10 Reggie Swinton, vs. Arizona, 10/30/05 (p-3, k-7)

YARDS GAINED

Career

- 4,329 Kevin Williams, 1993-96 (p-913, k-3,416)
- 3,145 Butch Johnson, 1976-83 (p-1,313, k-1,832)
- 3,088 Mel Renfro, 1964-77 (p-842, k-2,246)

Season

- 1,741 Reggie Swinton, 2001 (p-414, k-1,327)
- 1,497 Kevin Williams, 1994 (p-349, k-1,148)
- 1,435 Mel Renfro, 1964 (p-418, k-1,017)

Game

- 273 Mel Renfro, vs. G.B., 11/29/64 (p-117, k-156)
- 224 Reggie Swinton, vs. Denver, 11/22/01 (p-100, k-124)

- 215 Reggie Swinton, @ Philadelphia, 9/22/02 (p-2, k-213)

Game, Opponent

- 247 Tim Brown, @ Philadelphia, 11/6/66 (k-247)
- 213 Stump Mitchell, St. Louis, 9/11/83 (p-53, k-160)
- 212 Brian Mitchell, vs. Wash., 11/20/94 (p-32, k-180)

TOUCHDOWNS

Career

- 4 Kevin Williams, 1993-94 (p-3, k-1)
- 4 Deion Sanders, 1995-99 (p-4)
- 3 Bob Hayes, 1965-74 (p-3)
- 3 Mel Renfro, 1964-77 (p-1, k-2)
- 3 Kelvin Martin, 1987-92 (p-3)

Season

- 2 Bob Hayes, 1968 (p-2)
- 2 Ike Thomas, 1971 (k-2)
- 2 Kelvin Martin, 1992 (p-2)
- 2 Kevin Williams, 1993 (p-2)
- 2 Kevin Williams, 1994 (p-1, k-1)
- 2 Deion Sanders, 1998 (p-2)
- 2 Wane McGarity, 2000 (p-2)

Game

- 1 Many times, last by Terence Newman, vs. Detroit, 12/31/06 (p-1)

Game, Opponent

- 2 Tim Brown, @ Philadelphia, 11/6/66 (k-2)

COMBINED NET YARDS

Rushing, receiving, interception returns, kickoff returns, punt returns and fumble returns

Most Seasons Leading Team

- 10 Emmitt Smith, 1990-96, 1998-2000
- 9 Tony Dorsett, 1977-85
- 4 Herschel Walker, 1986-88, 1997

Most Consecutive Seasons Leading Team

- 9 Tony Dorsett, 1977-85
- 7 Emmitt Smith, 1990-96
- 3 Herschel Walker, 1986-88
- 3 Emmitt Smith, 1998-2000

ATTEMPTS**Career**

- 4,538 Emmitt Smith, 1990-2002
- 3,153 Tony Dorsett, 1977-87
- 1,677 Don Perkins, 1961-68

Season

- 439 Emmitt Smith, 1995
- 433 Emmitt Smith, 1992
- 418 Emmitt Smith, 1994

Game

- 42 Emmitt Smith, @ N.Y. Giants, 1/2/94 (ru-32, re-10)
- 39 Emmitt Smith, @ G.B., 10/6/91 (ru-32, re-7)
- 38 Emmitt Smith, @ Cleveland, 11/9/91 (ru-32, re-6)
- 38 Emmitt Smith, vs. N.Y. Giants, 9/11/94 (ru-35, re-3)
- 38 Emmitt Smith, vs. G.B., 11/24/94 (ru-32, re-6)

YARDS**Career**

- 20,174 Emmitt Smith, 1990-2002
- 15,501 Tony Dorsett, 1977-87
- 9,104 Bob Hayes, 1965-74

Season

- 2,148 Emmitt Smith, 1995
- 2,048 Emmitt Smith, 1992
- 2,019 Herschel Walker, 1988

Season, Rookie

- 1,688 James Dixon, 1989
- 1,598 Bob Hayes, 1965
- 1,597 Tyson Thompson, 2005

Game

- 331 Jason Tucker, @ New Orleans, 12/24/99
- 307 Kevin Williams, @ Arizona, 12/25/95
- 292 Herschel Walker, vs. Philadelphia, 12/14/86

INTERCEPTIONS BY**Most Seasons Leading Team**

- 5 Everson Walls, 1981-82, 1985, 1987-88
- 4 Cornell Green, 1963, 1965-67

Most Consecutive Seasons Leading Team

- 3 Don Bishop, 1960-62
- 3 Cornell Green, 1965-67

Career

- 52 Mel Renfro, 1964-77
- 44 Everson Walls, 1981-89
- 41 Charlie Waters, 1970-78, 1980-81

Season

- 11 Everson Walls, 1981
- 10 Mel Renfro, 1969
- 9 Everson Walls, 1985

Season, Rookie

- 11 Everson Walls, 1981
- 7 Mel Renfro, 1964
- 7 Michael Downs, 1981

Game

- 3 Herb Adderley, @ Philadelphia, 9/26/71
- 3 Lee Roy Jordan, vs. Cincinnati, 11/4/73
- 3 Dennis Thurman, vs. Philadelphia, 12/13/81
- 3 Terence Newman, @ Detroit, 10/19/03

Consecutive Games Intercepted By

- 5 Don Bishop, 1961
- 4 Charlie Waters, 1972-73
- 4 Dennis Thurman, 1985

Game, Opponent

- 3 Eight times, last by Adrian Wilson, @ Arizona, 10/20/02

YARDS GAINED**Career**

- 626 Mel Renfro, 1964-77
- 584 Charlie Waters, 1970-78, 1980-81
- 562 Dennis Thurman, 1978-85

Season

- 211 Cornell Green, 1963
- 187 Dennis Thurman, 1981
- 182 Herb Adderley, 1971

Season, Rookie

- 136 Mike Gaechter, 1962
- 133 Everson Walls, 1981
- 110 Mel Renfro, 1964

Game

- 121 Mike Gaechter, vs. Washington, 11/3/63
- 102 Herb Adderley, @ Philadelphia, 9/26/71
- 100 Mike Gaechter, vs. Philadelphia, 10/14/62

Game, Opponent

- 110 Jim Steffen, @ Washington, 9/29/63
- 102 Erich Barnes, vs. N.Y. Giants, 10/15/61
- 101 Lito Sheppard, vs. Philadelphia, 11/15/04

Longest Returns (All TDs except as noted)

- 100 Mike Gaechter, vs. Philadelphia, 10/14/62
- 96 Dennis Thurman, @ Washington, 9/6/81 (no TD)
- 95 George Teague, vs. Green Bay, 11/14/99

Longest Return, Opponent (All TDs)

- 104 James Willis and Troy Vincent, vs. Philadelphia, 11/3/96
- 102 Erich Barnes, vs. N.Y. Giants, 10/15/61
- 102 Lito Sheppard, vs. Philadelphia, 10/8/06

TOUCHDOWNS**Career**

- 4 Dennis Thurman, 1977-85
- 4 Dexter Coakley, 1997-2002
- 3 Mel Renfro, 1964-77
- 3 Lee Roy Jordan, 1963-76
- 3 Larry Cole, 1968-80
- 3 Roy Williams, 2002-2005

Season

- 2 Larry Brown, 1995
- 2 George Teague, 1999
- 2 Dexter Coakley, 2001
- 2 Roy Williams, 2002

Game

- 1 Many times, last by DeMarcus Ware, @ Atlanta, 12/16/06

FUMBLES**OPPONENTS' FUMBLES RECOVERED****Career**

- 19 Ed Jones, 1974-78, 1980-89
- 16 Chuck Howley, 1961-73
- 16 Dave Edwards, 1963-75
- 16 Lee Roy Jordan, 1963-76
- 16 Cliff Harris, 1970-79

Season

- 5 Don Healy, 1961
- 4 Jerry Norton, 1962
- 4 Jethro Pugh, 1967
- 4 Larry Cole, 1971
- 4 Jethro Pugh, 1973
- 4 Dextor Clinkscale, 1983
- 4 Eugene Lockhart, 1985

Game

- 2 Many times, last by Kevin Mathis, vs. Carolina, 10/11/98

Longest Fumble Returns (All TDs)

- 98 Greg Ellis, vs. Arizona, 10/3/99
- 97 Chuck Howley, vs. Atlanta, 10/2/66
- 86 Michael Downs, @ Houston, 12/13/82

Longest Fumble Returns, Opponent (All TDs)

- 96 Joe Lavender, @ Philadelphia, 9/23/74
- 81 Andy Headen, @ N.Y. Giants, 9/9/84
- 80 Sheldon Brown, vs. Philadelphia, 10/9/05

OPPONENTS' FUMBLE RETURNED FOR TOUCHDOWN**Career**

- 3 Bob Lilly, 1961-74
- 2 Cornell Green, 1962-74
- 2 Benny Barner, 1972-82
- 2 Mike Hegman, 1976-88
- 2 Michael Downs, 1981-88
- 2 Jim Jeffcoat, 1983-94

SACKS

Most Seasons Led Team

- 7 Harvey Martin, 1974-77, 1979-80, 1982
6 Greg Ellis, 1999, 2001-05
5 Jethro Pugh, 1968-72

Most Consecutive Seasons Leading Team

- 5 Jethro Pugh, 1968-72
5 Greg Ellis, 2001-05
4 George Andrie, 1964-67
4 Harvey Martin, 1974-77

TOTAL SACKS

Career

- 113 Harvey Martin, 1973-83
111 Randy White, 1975-88
106 Ed Jones, 1974-78, 1980-89

Season

- 23 Harvey Martin, 1977
18½ George Andrie, 1966
16 Randy White, 1978

Season, Rookie

- 9 Willie Townes, 1966
9 Harvey Martin, 1973
8 DeMarcus Ware, 2005

Game

- 5 Bob Lilly, @ Pittsburgh, 11/20/66
5 Jim Jeffcoat, @ Washington, 11/10/85
4 Eight times, last by Charles Haley,
@ Pittsburgh, 9/4/94

Game, Rookie

- 3 Randy White, @ Detroit, 10/6/75
3 Randy White, @ New England, 11/16/75
3 DeMarcus Ware, @ Carolina, 12/24/05
2½ Five times, last by Jimmie Jones,
vs. Tampa Bay, 10/7/90

Game, Opponent

- 4½ Jim Katcavage, @ N.Y. Giants, 10/20/63
4½ Clyde Simmons, vs. Philadelphia, 9/15/91

TACKLES

COMBINED TACKLES

Career

- 1,350 Darren Woodson, 1992-2003
1,236 Lee Roy Jordan, 1963-76
1,104 Randy White, 1975-88

Season

- 222 Eugene Lockhart, 1989
173 Dexter Coakley, 2002
172 Dat Nguyen, 2001

Season, Rookie

- 136 Dexter Coakley, 1997
127 Roy Williams, 2002
108 Robert Jones, 1992

Game

- 21 Lee Roy Jordan, vs. Philadelphia, 9/26/71
20 Fred Strickland, @ N.Y. Giants, 11/24/96
19 Eight times, last by Dexter Coakley, @ Arizona,
10/20/02

SOLO TACKLES

Career

- 787 Darren Woodson, 1992-2003
743 Lee Roy Jordan, 1963-76
701 Randy White, 1975-88

Season

- 154 Eugene Lockhart, 1989
104 Dat Nguyen, 2001
100 Lee Roy Jordan, 1975

Game

- 16 Eugene Lockhart, vs. Phoenix, 10/29/89
15 Dexter Coakley, @ Seattle, 12/16/01
15 Dexter Coakley, @ Arizona, 10/20/02
14 Lee Roy Jordan, vs. Philadelphia, 10/28/73
14 Brock Marion, @ Green Bay, 11/23/97

ASSISTED TACKLES

Career

- 563 Darren Woodson, 1992-2003
493 Lee Roy Jordan, 1963-76
466 Bob Breunig, 1975-84

Season

- 101 Jerry Tubbs, 1960

Game

- 15 Jerry Tubbs, vs. Chicago, 11/27/60

BLOCKED KICKS

BLOCKS

(Extra points, Field Goals and Punts)

Career

- 10 Cornell Green, 1962-74
9 Mike Gaechter, 1962-69
9 Ed Jones, 1974-78, 1980-89

Season

- 3 Jethro Pugh, 1965
3 Ed Jones, 1978
3 Michael Downs, 1986
3 Flozell Adams, 2003

Game

- 2 Billy Joe DuPree, vs. N.Y. Giants, 10/21/73
2 Leon Lett, vs. Detroit, 9/19/94

Game, Opponent

- 2 Bob Freeman, vs. Philadelphia, 9/30/60
2 Matt Blair, @ Minnesota, 10/7/79

BLOCKED EXTRA POINTS

Career

- 4 Flozell Adams, 1998-2003
2 Cornell Green, 1962-74
2 Mike Gaechter, 1962-69
2 Ed Jones, 1974-78, 1980-89

Season

- 3 Flozell Adams, 2003
1 Many times, last by Greg Ellis, 2004

Game

- 1 Many times, last by Greg Ellis, @ Philadelphia
12/19/04

Game, Opponent

- 2 Bob Freeman, vs. Philadelphia, 9/30/60
2 Matt Blair, @ Minnesota, 10/7/79

BLOCKED FIELD GOALS

Career

- 8 Cornell Green, 1962-74
7 Mike Gaechter, 1962-69
7 Ed Jones, 1974-78, 1980-89

Season

- 2 Ten times, last by Leon Lett, 1994
1 Many times, last by Flozell Adams, 2002

Game

- 2 Leon Lett, vs. Detroit, 9/19/94
1 Many times, last by Flozell Adams,
vs. Washington, 11/28/02

Game, Opponent

- 1 Many times, last by Troy Vincent,
@ Washington, 11/5/06

BLOCKED PUNTS

Career

- 4 Issiac Holt, 1989-92
2 Billy Joe DuPree, 1973-83
2 Thomas Henderson, 1975-79
2 Aaron Kyle, 1976-79
2 Charlie Waters, 1970-78, 1980-81

Season

- 2 Billy Joe DuPree, 1973
2 Aaron Kyle, 1976
2 Issiac Holt, 1990

Game

- 2 Billy Joe DuPree, vs. N.Y. Giants, 10/21/73

Game, Opponent

- 1 Many times, last by Kevin Mitchell,
vs. Washington, 11/28/02

Cowboys Team Records

1960 — 12 games; 1961-77 — 14 games; 1978-2005 — 16 games.
NOTE: The 1982 regular season was reduced to nine games and the 1987 season to 15 games due to players' strikes.

GAMES WON

Most Consecutive Games Won (Including postseason)

12 1971-72
10 1993-94
9 1977-78

Most Consecutive Games Won (Regular season)

11 1968-69
9 1971-72, 1978-79
8 1977, 1991-92

Most Games Won, Season (Including postseason)

16 1992
15 1977, 1993, 1995
14 1971, 1978, 1980

Most Games Won, Season (Regular season)

13 1992
12 1968, 1977, 1978, 1980, 1981, 1983, 1993,
1994, 1995

Most Consecutive Games Won, Season (Including postseason)

10 1971
8 1977, 1978, 1993

Most Consecutive Games Won, Season (Regular season)

8 1977
7 1971, 1983, 1993

Most Consecutive Games Won, Start of Season

8 1977
7 1983
6 1968, 1969

Most Consecutive Games Won, End of Season

7 1971
6 1978
5 1968, 1970, 1991, 1993

Most Consecutive Home Games Won (Including postseason)

18 1980-81
11 1971-72, 1991-92
9 1975-76

Most Consecutive Road Games Won (Including postseason)

7 1968, 1993-94
6 1966-67, 1975-76, 1978-79

GAMES LOST

Most Consecutive Games Lost

10 1960, 1988
9 1988-89

Most Consecutive Games Without Victory

12 1960
10 1988
9 1988-89

Most Games Lost, Season

15 1989
13 1988
11 1960, 2000, 2001, 2002

Most Consecutive Home Games Lost

14 1988-89
6 1960

Most Consecutive Home Games Without Victory

14 1988-89
7 1962-63

Most Consecutive Away Games Lost

9 1962-63, 2000-2001
8 1997-98, 1999-2000

Most Consecutive Away Games Without Victory (Including postseason)

9 1962-63, 1999-2000, 2000-2001
8 1997-98
7 1960, 1964-65

SCORING

Most Points, Season

479 1983
454 1980
445 1966

Most Points, Opponent, Season

405 2004
402 1962
393 1989

Fewest Points, Season

177 1960
204 1989
217 2002

Fewest Points, Opponent, Season

186 1968
194 1976
208 1978*

Most Points, Game

59 vs. Detroit, 9/15/68
59 vs. San Francisco, 10/12/80
56 vs. Philadelphia, 10/9/66

Most Points, Opponent, Game

54 @ Minnesota, 10/18/70
52 @ St. Louis, 12/9/62
50 @ Cincinnati, 12/8/85

Most Points, Both Teams, Game

86 @ Buffalo, 9/19/71 (Dallas 49, Buffalo 37)
82 vs. Minnesota, 11/26/87
(Minnesota 44, Dallas 38 OT)
82 vs. Minnesota, 11/26/98
(Minnesota 46, Dallas 36)
82 @ Seattle, 12/6/04
(Dallas 43, Seattle 39)

Fewest Points, Both Teams, Game

8 @ Cleveland, 12/12/70 (Dallas 6, Clev. 2)
10 @ Houston, 11/24/74 (Dallas 10, Houston 0)
12 vs. N.Y. Giants, 11/7/76 (Dallas 9, N.Y. Giants 3)
12 @ New England, 11/16/03 (New England 12, Dallas 0)

Most Points Overcome To Win Game

21 vs. New Orleans, 10/21/84
21 @ Washington, 9/12/99 (OT)
20 @ Washington, 9/5/83

Most Points, Opponent, Overcome To Win Game

21 @ Washington, 11/28/65
20 @ Philadelphia, 10/23/88
18 vs. Indianapolis, 9/15/96

Most Points, First Half

42 vs. Philadelphia, 10/19/69
38 vs. N.Y. Jets, 12/4/71
38 vs. San Francisco, 10/12/80

Most Points, Opponent, First Half

35 @ Denver, 9/13/98
35 vs. Philadelphia, 11/15/04
34 @ Minnesota, 10/18/70
34 @ Rams, 10/14/73
34 @ Washington, 11/23/86

Most Points, Both Teams, First Half

55 vs. Raiders, 10/23/83
52 @ N.Y. Giants, 12/16/62
52 @ Buffalo, 9/19/71
52 @ Denver, 9/13/98

Most Points, Second Half

36 vs. Green Bay, 11/24/94
31 @ Philadelphia, 9/29/68
31 @ Tennessee, 10/1/06
31 vs. Houston, 10/15/06

Most Points, Opponent, Second Half

38 @ St. Louis, 12/9/62
35 @ Green Bay, 11/23/97
30 @ Baltimore, 11/21/04

Most Points, Both Teams, Second Half

58 vs. St. Louis, 9/28/75 (OT)
50 vs. Green Bay, 11/24/94
49 vs. N.Y. Giants, 10/21/73
49 @ Cincinnati, 12/8/85
49 @ Washington, 9/12/99 (OT)
49 @ Seattle, 12/6/04

Most Points, First Quarter

28 vs. Philadelphia, 10/19/69
28 vs. N.Y. Jets, 12/4/71
21 Four times, last vs. Arizona, 10/9/94

Most Points, Opponent, First Quarter

22 @ Cincinnati, 12/8/85
21 vs. Cleveland, 12/3/61
21 @ San Francisco, 10/11/81
21 @ San Francisco, 12/19/83
21 @ Denver, 9/13/98
21 vs. Minnesota, 11/26/98
21 @ N.Y. Giants, 12/15/02

*16-game record

Most Points, Both Teams, First Quarter

35 vs. Philadelphia, 10/19/69
 35 vs. Atlanta, 12/22/91
 28 vs. St. Louis, 11/23/67
 28 vs. N.Y. Jets, 12/4/71
 28 @ Denver, 9/13/98

Most Points, Second Quarter

24 vs. N.Y. Giants, 9/18/66
 24 vs. Pittsburgh, 10/30/66
 24 vs. Detroit, 9/15/68
 24 vs. New England, 10/24/71
 24 vs. San Francisco, 10/12/80
 24 @ Washington, 10/2/94

Most Points, Opponent, Second Quarter

28 vs. Philadelphia, 11/15/04
 26 @ Philadelphia, 9/30/01
 24 vs. Baltimore, 10/30/60
 24 vs. N.Y. Giants, 11/11/62

Most Points, Both Teams, Second Quarter

42 @ N.Y. Giants, 12/16/62
 42 vs. Philadelphia, 11/15/04
 38 vs. Kansas City, 11/10/75
 38 vs. Raiders, 10/23/83

Most Points, Third Quarter

24 vs. Chicago, 12/27/92
 21 Six times, last vs. N.Y. Giants, 11/7/94

Most Points, Opponent, Third Quarter

24 @ Tennessee, 12/25/00
 22 @ Washington, 9/12/99
 21 @ Washington, 12/17/61
 21 @ Cincinnati, 12/8/85
 21 @ Green Bay, 10/24/04
 21 vs. New Orleans, 12/10/06

Most Points, Both Teams, Third Quarter

35 @ Washington, 12/17/61
 35 vs. St. Louis, 9/28/75
 31 vs. New Orleans, 12/10/06

Most Points, Fourth Quarter

25 @ Carolina, 10/29/06

Most Points, Opponent, Fourth Quarter

22 @ Seattle, 12/6/04
 21 Eight times, last @ N.Y. Giants, 1/20/05

Most Points, Both Teams, Fourth Quarter

36 @ Seattle, 12/6/04
 35 vs. N.Y. Giants, 10/21/73
 35 vs. San Francisco, 12/8/02

Most Consecutive Games Scoring

218 1970-85
 151 1991-2000
 146 1960-70

TOUCHDOWNS**Most Touchdowns, Season**

60 1980
 59 1983
 56 1966

Most Touchdowns, Opponent, Season

52 1962
 49 1961
 49 2004

Fewest Touchdowns, Season

23 1960
 25 1989*
 26 2001, 2002

Fewest Touchdowns, Opponent, Season

23 1968
 23 1973
 23 1993

Most Touchdowns, Game

8 vs. Philadelphia, 10/9/66
 8 vs. Detroit, 9/15/68
 8 vs. San Francisco, 10/12/80

Most Touchdowns, Opponent, Game

7 vs. Cleveland, 10/16/60
 7 @ St. Louis, 12/9/62
 7 @ Cincinnati, 12/8/85
 7 vs. Philadelphia, 11/15/04

Most Touchdowns, Both Teams, Game

12 vs. Buffalo, 9/19/71
 11 @ San Francisco, 12/12/77
 11 vs. Minnesota, 11/26/87

Most Consecutive Games Score Touchdown

75 1979-84
 73 1960-65
 72 1965-70

POINT AFTER TOUCHDOWNS**Most Points After Touchdowns, Season**

59 1980
 57 1983
 56 1966

Most Point After Touchdowns, Opponent, Season

49 1962
 45 1963
 44 1961, 2004

Most Point After Touchdowns, Game

8 vs. Philadelphia, 10/9/66
 8 vs. Detroit, 9/15/68
 8 vs. San Francisco, 10/12/80

Most Point After Touchdowns, Opponent, Game

7 @ St. Louis, 12/9/62
 7 vs. Philadelphia, 11/15/04
 6 10 times, last vs. New Orleans, 12/10/06

Most Consecutive Point After Touchdowns (Kicking)

191 1996-2003
 162 1969-73
 143 1985-89

Most Two Point Conversions, Attempted, Season

5 1997
 4 2000
 3 2006

Most Two Point Conversions Attempted, Opponent, Season

4 1996, 1999, 2004
 3 1994, 1995, 2000

Most Two Point Conversions Made, Season

2 1996, 1997, 2000, 2006
 1 1995, 2004, 2005

Most Two Point Conversions Made, Opponent, Season

3 1999
 2 1997, 1998, 2003, 2004

FIELD GOALS**Most Field Goals Attempted, Season**

39 1991
 38 1997
 37 1993

Most Field Goals Attempted, Opponent, Season

39 1991
 38 2002
 36 2001

Fewest Field Goals Attempted, Season

13 1960
 17 1980*
 19 2002

Fewest Field Goals Attempted, Opp., Season

12 1976
 15 1977
 17 1992*

Most Field Goals Attempted, Game

8 @ N.Y. Giants, 9/15/03
 7 @ Chicago, 11/24/68
 7 vs. Green Bay, 11/18/96

Most Field Goals Attempted, Opponent, Game

7 @ Philadelphia, 12/5/65
 6 vs. San Francisco, 11/20/60
 6 vs. St. Louis, 12/18/71
 6 @ Green Bay, 10/1/72
 6 @ Arizona, 10/13/02

Most Field Goals Attempted, Both Teams, Game

9 @ Philadelphia, 12/5/65
 9 @ Chicago, 11/24/68
 9 @ N.Y. Giants, 9/15/03

Most Field Goals Made, Season

34 1997
 32 1996
 30 1993

Most Field Goals Made, Opponent, Season

29 1991
 28 1989, 1996
 27 2001, 2002

Fewest Field Goals Made, Season

6 1960
 9 1963, 1967
 10 1974, 1989*

*16-game record

Fewest Field Goals Made, Opponent, Season

7 1976
8 1967
9 1968, 1969
11 1978*

Most Field Goals Made, Game

7 vs. Green Bay, 11/18/96
7 @ N.Y. Giants, 9/15/03
5 @ Rams, 12/21/87
5 vs. Green Bay, 10/3/93
5 vs. N.Y. Giants, 12/17/95
5 @ Arizona, 9/7/97
5 vs. Philadelphia, 9/15/97

Most Field Goals Made, Opponent, Game

5 vs. Atlanta, 10/20/96
5 vs. Philadelphia, 11/18/01
4 Many times, last vs. Detroit, 12/31/06

Most Field Goals Made, Both Teams, Game

8 @ N.Y. Giants, 9/15/03
7 @ Houston, 11/10/91
7 vs. N.Y. Giants, 12/17/95
7 vs. Green Bay, 11/18/96
7 vs. Philadelphia, 9/15/97

Most Consecutive Games Scoring Field Goal

18 1992-93
15 1996-97
13 2001-02

SAFETIES**Most Safeties, Season**

3 1981
2 Many times, last 2003

Most Safeties, Opponent, Season

2 1960, 1986, 1988, 2002, 2006

Most Safeties, Game

2 vs. Philadelphia, 11/19/72
2 vs. Arizona, 10/5/03
1 Many times, last vs. Cleveland, 9/19/04

FIRST DOWNS**Most First Downs, Season**

364 1995
342 1978, 1983
339 1979

Most First Downs, Opponent, Season

321 1989
312 1985
309 2000

Most First Downs, Both Teams, Season

667 1995
648 1985
633 1980

Fewest First Downs, Season

180 1960
211 1965
237 2002*

Fewest First Downs, Opponent, Season

199 1974
200 1971
228 2003*

Most First Downs, Game

33 @ Detroit, 9/15/85
32 Five times, last vs. Minnesota, 11/26/98

Most First Downs, Opponent, Game

33 @ Houston, 11/10/91
32 @ Oakland, 11/19/95
32 @ Washington, 12/22/96

Most First Downs, Both Teams, Game

57 @ Oakland, 11/19/95
55 @ Washington, 9/12/99 (OT)
54 @ San Francisco, 11/10/63
54 @ N.Y. Giants, 9/10/78
54 @ Houston, 11/10/91

Fewest First Downs, Game

6 @ Tennessee, 12/25/00
7 @ N.Y. Giants, 12/16/89
8 Nine times, last @ Washington, 12/29/02

Fewest First Downs, Opponent, Game

5 @ Philadelphia, 11/6/66
5 @ Philadelphia, 9/23/74
6 Four times, last vs. Philadelphia, 10/9/05

Fewest First Downs, Both Teams, Game

20 @ Green Bay, 10/24/65
21 @ Philadelphia, 11/6/66
21 @ Houston, 11/24/74
21 @ N.Y. Giants, 12/16/89

Most First Downs, Rushing, Season

147 1974
146 1978
143 1980

Most First Downs, Rushing, Opponent, Season

137 2000
122 1961
118 1986

Fewest First Downs, Rushing, Season

57 1960
78 1989*
82 1997

Fewest First Downs, Rushing, Opp., Season

52 1969
59 1971
68 1992*, 2003*

Most First Downs, Rushing, Game

19 @ Baltimore, 12/6/81
18 vs. Cleveland, 11/25/82
17 @ Green Bay, 11/12/78
17 vs. Washington, 11/22/81

Most First Downs, Rushing, Opponent, Game

17 @ Chicago, 9/30/84
17 vs. Philadelphia, 9/3/00
15 Four times, last @ Baltimore, 11/19/00

Fewest First Downs, Rushing, Game

0 vs. Philadelphia, 11/1/70
1 Many times, last @ New Orleans, 12/6/98

Fewest First Downs, Rushing, Opponent, Game

0 Seven times, last vs. Philadelphia, 10/9/05
1 Many times, last vs. Houston, 10/15/06

Most First Downs, Passing, Season

208 1985
205 1983
202 1984

Most First Downs, Passing, Opponent, Season

193 1985
183 1989
181 1983

Fewest First Downs, Passing, Season

95 1970
105 1960
108 1965
110 2001*

Fewest First Downs, Passing, Opp., Season

94 1977
97 1960
105 1970
127 2003*

Most First Downs, Passing, Game

23 @ San Francisco, 11/10/63
22 @ Detroit, 9/15/95
21 @ Miami, 10/27/96

Most First Downs, Passing, Opponent, Game

21 vs. Chicago, 11/18/62
21 vs. Kansas City, 11/20/83
21 @ St. Louis, 11/11/84
21 @ Arizona, 11/15/98

Fewest First Downs, Passing Game

1 vs. Tampa Bay, 9/9/01
2 @ Phoenix, 10/14/90
2 @ Tennessee, 12/25/00

Fewest First Downs, Passing, Opponent, Game

1 Three times, last @ N.Y. Jets, 12/21/75

Most First Downs, Penalty, Season

44 2005
33 1985
32 2000

Most First Downs, Penalty, Opponent, Season

38 1997
34 1987
33 2003

Fewest First Downs, Penalty, Season

9 1961, 1962, 1971
11 1963, 1967
18 1996*

Fewest First Downs, Penalty, Opp., Season

10 1969
12 1961
16 1991*

Most First Downs, Penalty, Game

9 vs. Detroit, 11/20/05
7 vs. Washington, 12/26/93
6 vs. Tampa Bay, 10/9/83

*16-game record

Most First Downs, Penalty, Opponent, Game

- 7 @ N.Y. Jets, 10/4/87
6 Five times, last @ Green Bay, 11/23/97

NET YARDS GAINED RUSHING AND PASSING**Most Yards Gained, Season**

- 5,968 1979
5,959 1978, 1983

Most Yards Gained, Opponent, Season

- 5,608 1985
5,556 1989
5,427 1983

Fewest Yards Gained, Season

- 3,153 1960
3,704 1964
3,995 1965
4,081 1990*

Fewest Yards Gained, Opponent, Season

- 3,213 1977
3,463 1974
3,466 1973
3,933 1992*

Most Yards Gained, Game

- 652 vs. Philadelphia, 10/9/66
583 vs. Baltimore, 9/4/78
578 vs. St. Louis, 9/30/73

Most Yards Gained, Opponent, Game

- 583 @ Houston, 11/10/91
570 @ Cincinnati, 12/8/85
536 vs. New Orleans, 12/10/06

Most Yards Gained, Both Teams, Game

- 1,045 @ Washington, 9/12/99 (OT)
995 vs. Miami, 10/25/81
984 vs. Minnesota, 11/26/98

Fewest Yards Gained, Game

- 90 vs. Philadelphia, 9/15/91
96 @ Tennessee, 12/25/00
100 @ Phoenix, 10/14/90

Fewest Yards Gained, Opponent, Game

- 62 vs. Seattle, 10/11/92
63 @ Green Bay, 10/24/65
80 @ Philadelphia, 11/6/66

Fewest Yards Gained, Both Teams, Game

- 255 @ Green Bay, 10/24/65
320 @ Philadelphia, 11/6/66
333 @ Houston, 11/24/74

Most Consecutive Games, 300 or More Yards

- 17 1975-76
15 1978-79
14 2006

Most Consecutive Games, 400 or More Yards

- 4 1976
3 1983
2 Many times, last 2004

RUSHING**ATTEMPTS****Most Rushing Attempts, Season**

- 630 1981
625 1978
594 1980

Most Rushing Attempts, Opponent, Season

- 543 1989
538 2000
511 1997

Fewest Rushing Attempts, Season

- 311 1960
355 1989*
393 1990

Fewest Rushing Attempts, Opponent, Season

- 313 1969
339 1967
345 1992*

Most Rushing Attempts, Game

- 66 @ Baltimore, 12/6/81
59 vs. San Francisco, 10/12/80
58 @ Green Bay, 11/12/78

Most Rushing Attempts, Opponent, Game

- 53 vs. N.Y. Giants, 11/7/76
52 vs. N.Y. Giants, 12/17/72
51 vs. N.Y. Giants, 9/16/90

Fewest Rushing Attempts, Game

- 10 @ New Orleans, 9/10/89
11 vs. N.Y. Giants, 9/16/90
13 Four times, last vs. Philadelphia, 9/3/00

Fewest Rushing Attempts, Opponent, Game

- 9 vs. Philadelphia, 10/9/05
11 @ Atlanta, 12/21/92
12 vs. Pittsburgh, 10/30/66
12 vs. N.Y. Giants, 9/24/67
12 vs. Philadelphia, 10/16/83

YARDS**Most Yards Gained Rushing, Season**

- 2,783 1978
2,711 1981
2,454 1974

Most Yards Gained Rushing, Opponent, Season

- 2,636 2000
2,242 1960
2,226 1984

Fewest Yards Gained Rushing, Season

- 1,049 1960
1,409 1989*
1,500 1990

Fewest Yards Gained Rushing, Opp., Season

- 1,050 1969
1,094 1967
1,144 1971
1,244 1992*

Most Yards Gained Rushing, Game

- 354 @ Baltimore, 12/6/81
313 @ Green Bay, 11/12/78
299 vs. Cleveland, 11/25/82

Most Yards Gained Rushing, Opponent, Game

- 306 vs. Philadelphia, 9/3/00
289 vs. Philadelphia, 10/22/61
283 @ Chicago, 9/30/84

Most Yards Gained Rushing, Both Teams, Game

- 510 @ Baltimore, 12/6/81
466 vs. Philadelphia, 10/22/61
450 vs. N.Y. Giants, 10/15/61

Fewest Yards Gained Rushing, Game

- 8 @ New Orleans, 12/6/98
20 @ New Orleans, 9/10/89
20 vs. N.Y. Giants, 9/16/90

Fewest Yards Gained Rushing, Opponent, Game

- 7 vs. Pittsburgh, 10/30/66
11 @ Cleveland, 9/17/67
16 @ Washington, 10/8/67

AVERAGE GAIN**Highest Average Gain Rushing, Season**

- 4.70 1962
4.52 1974
4.50 1966

Highest Average Gain Rushing, Opponent, Season

- 5.04 1960
4.92 1961
4.90 2000

Lowest Average Gain Rushing, Season

- 3.37 1960
3.45 1996
3.55 1994

Lowest Average Gain Rushing, Opponent, Season

- 3.22 1974
3.23 1967
3.24 1971

TOUCHDOWNS**Most Touchdowns Rushing, Season**

- 29 1995
26 1968, 1980, 1994

Most Touchdowns, Rushing, Opponent, Season

- 24 1960
21 1989
19 1962, 1987

Fewest Touchdowns, Rushing, Season

- 6 1960, 1961, 1997
7 1989, 2002

Fewest Touchdowns, Rushing, Opp., Season

- 3 1968, 1969
5 1973
6 1999*

Most Touchdowns, Rushing, Game

- 5 @ Philadelphia, 9/29/68
5 @ Buffalo, 9/19/71
5 vs. Phoenix, 12/16/90

Most Touchdowns, Rushing, Opponent, Game

- 5 Four times, last vs. Philadelphia, 10/10/65
4 Many times, last @ Denver, 9/13/98

Most Touchdowns, Rushing, Both Teams, Game

- 6 Seven times, last vs. Phoenix, 12/16/90
5 Many times, last vs. Minnesota, 11/26/98

*16-game record

PASSING**ATTEMPTS****Most Passes Attempted, Season**

604 1984
587 1985
555 1988

Most Passes Attempted, Opponent, Season

574 2002
558 1983
555 1993

Fewest Passes Attempted, Season

297 1970
321 1973
354 1960
413 2001*

Fewest Passes Attempted, Opponent, Season

293 1960
326 1961
349 1974
432 1978*

Most Passes Attempted, Game

62 @ Detroit, 9/15/85
57 vs. Minnesota, 11/26/98
55 @ N.Y. Giants, 11/6/88

Most Passes Attempted, Opponent, Game

59 vs. Kansas City, 11/20/83
56 @ Houston, 11/10/91
56 @ Arizona, 11/15/98
55 vs. St. Louis, 12/27/87
55 @ Oakland, 11/19/95
55 vs. San Francisco, 12/8/02

Most Passes Attempted, Both Teams, Game

99 @ Philadelphia, 10/23/88
95 @ Houston, 11/10/91
92 vs. Minnesota, 11/26/98

Fewest Passes Attempted, Game

8 vs. Washington, 12/10/00
11 vs. Atlanta, 10/11/70
11 vs. N.Y. Giants, 10/21/73
12 vs. Philadelphia, 10/14/62

Fewest Passes Attempted, Opponent, Game

10 vs. Washington, 10/3/71
10 vs. Miami, 11/22/73
12 @ Pittsburgh, 11/20/77

Fewest Passes Attempted, Both Teams, Game

28 @ N.Y. Jets, 12/21/75
29 vs. Atlanta, 10/11/70
31 @ N.Y. Giants, 10/10/76

COMPLETIONS**Most Passes Completed, Season**

346 1983
344 1985
322 1984, 1995

Most Passes Completed, Opponent, Season

334 1993, 2002
320 1991
310 2004

Fewest Passes Completed Season

149 1970
163 1960
168 1965
210 2001*

Fewest Passes Completed, Opponent, Season

145 1960
154 1977
162 1975
202 1978*

Most Passes Completed, Game

40 @ Detroit, 9/15/85
34 @ N.Y. Giants, 10/5/97
34 vs. Minnesota, 11/26/98
33 @ Rams, 9/3/84
33 @ Miami, 10/27/96

Most Passes Completed, Opponent, Game

41 @ Houston, 11/10/91
36 vs. San Francisco, 12/8/02
34 @ Atlanta, 12/21/92

Most Pass Completions, Both Teams, Game

65 @ Houston, 11/10/91
58 @ Philadelphia, 10/23/88
57 @ San Diego, 11/13/83

Fewest Passes Completed, Game

4 vs. Atlanta, 10/11/70
5 vs. Washington, 12/12/76
5 vs. Washington, 12/10/00
5 @ Tennessee, 12/25/00

Fewest Passes Completed, Opponent, Game

2 @ N.Y. Jets, 12/21/75
4 Four times, last vs. Rams, 9/21/75

Fewest Pass Completions, Both Teams, Game

8 @ N.Y. Jets, 12/21/75
14 Five times, last vs. Rams, 9/21/75

YARDS**Most Yards Gained, Passing, Season**

3,861 1985
3,842 1983
3,836 2006

Most Yards Gained, Passing, Opponent, Season

3,928 1983
3,755 1985
3,674 1962

Fewest Yards Gained, Passing, Season

2,013 1964
2,104 1960
2,149 1970
2,218 2001*

Fewest Yards Gained, Passing, Opp., Season

1,562 1977
1,909 1976
1,913 1970
2,288 1978*

Most Yards Gained, Passing, Game

455 vs. Minnesota, 11/26/98
452 @ Detroit, 9/15/85
440 vs. Philadelphia, 10/9/66

Most Yards Gained, Passing, Opponent, Game

448 @ Arizona, 11/15/98
437 vs. Chicago, 11/18/62
425 @ Houston, 11/10/91

Most Yards Gained, Passing, Both Teams, Game

808 vs. Minnesota, 11/26/98
724 @ Washington, 9/12/99 (OT)
720 @ N.Y. Giants, 10/6/85

Fewest Yards Gained, Passing, Game

-1 @ Green Bay, 10/24/65
-10 @ Tennessee, 12/25/00
28 vs. Tampa Bay, 9/9/01

Fewest Yards Gained, Passing, Opp., Game

-10 @ Green Bay, 10/24/65
-1 @ N.Y. Jets, 12/21/75
1 vs. Washington, 10/16/77

Fewest Yards Gained, Pass., Both Teams, Game

-11 @ Green Bay, 10/24/65
83 vs. Atlanta, 10/11/70
85 @ N.Y. Jets, 12/21/75

COMPLETION PERCENTAGE**Highest Completion Percentage, Season**

66.7 1993 (317 of 475)
65.2 1995 (322 of 494)
64.0 1992 (314 of 491)

Highest Completion Percentage, Opp., Season

61.8 2004 (310 of 502)
61.7 1989 (301 of 488)
60.5 2000 (277 of 458)

Lowest Completion Percentage, Season

46.0 1960 (163 of 354)
46.4 1965 (168 of 362)
47.5 1964 (192 of 404)

Lowest Completion Percentage, Opp., Season

40.5 1960 (159 of 393)
41.6 1977 (154 of 370)
43.4 1975 (162 of 373)

Highest Completion Percentage, Game (10 att.)

87.5 @ Philadelphia, 11/6/83 (21 of 24)
86.7 @ N.Y. Giants, 10/10/76 (16 of 19)
85.7 @ Atlanta, 12/21/92 (18 of 21)

Highest Completion Percentage, Opponent, Game (10 att.)

85.7 @ Detroit, 12/11/60 (12 of 14)
84.2 @ New Orleans, 9/10/89 (16 of 19)
84.0 vs. Pittsburgh, 10/17/04 (21 of 25)

Highest Completion Percentage, Both Teams, Game

80.6 @ N.Y. Giants, 10/10/76 (25 of 31)
78.7 vs. N.Y. Giants, 9/29/91 (48 of 61)
78.0 @ N.Y. Giants, 9/30/90 (39 of 50)

*16-game record

Lowest Completion Percentage, Game

22.7 vs. Washington, 12/12/76 (5 of 22)
 25.0 @ Tennessee, 12/25/00 (5 of 20)
 28.6 vs. Washington, 9/26/65 (6 of 21)

Lowest Completion Percentage, Opp., Game

16.7 @ N.Y. Jets, 12/21/75 (2 of 12)
 18.2 @ St. Louis, 10/23/60 (4 of 22)
 21.1 @ Green Bay, 10/24/65 (4 of 19)

Lowest Completion Per., Both Teams, Game

28.6 @ N.Y. Jets, 12/21/75 (8 of 28)
 30.4 @ St. Louis, 10/23/60 (14 of 46)
 33.3 @ Washington, 12/14/03 (17 of 51)

TOUCHDOWNS**Most Touchdowns, Passing, Season**

31 1962, 1983
 30 1980

Most Touchdowns, Passing, Opponent, Season

33 1962
 31 1963, 2004

Fewest Touchdowns, Passing, Season

10 1964
 12 1990*, 1996*

Fewest Touchdowns, Passing, Opp., Season

10 1970, 1996
 11 1978

Most Touchdowns, Passing, Game

5 Eight times, last vs. Tampa Bay, 11/23/06
 4 Many times, last @ Pittsburgh, 8/31/97

Most Touchdowns, Passing, Opponent, Game

6 @ N.Y. Giants, 12/16/62
 5 Six times, last vs. New Orleans, 12/10/06

SACKS**TOTAL SACKS****Most Sacks, Season**

62 1985
 60 1966
 58 1978

Most Sacks, Opponent, Season

68 1964
 60 1986
 55 1965
 55 1966

Fewest Sacks, Season

20 1960, 1963
 21 1961
 23 1991*

Fewest Sacks, Opponent, Season

18 1995
 19 1996, 1998
 20 1994

Most Sacks, Game

12 @ Pittsburgh, 11/20/66
 12 @ Houston, 9/29/85
 11 @ Detroit, 10/6/75
 11 @ N.Y. Jets, 10/4/87

Most Sacks, Opponent, Game

11 @ San Diego, 11/16/86
 11 vs. Philadelphia, 9/15/91
 10 vs. New England, 11/22/84

Most Sacks, Both Teams, Game

17 @ Pittsburgh, 11/20/66
 15 @ San Diego, 11/16/86
 14 Four times, last @ Houston, 9/29/85

Games With No Sacks Allowed, Season

8 1994
 6 1995
 5 Five times, last 1998

SACK YARDAGE**Most Sack Yardage, Season**

459 1985
 452 1969
 442 1978

Most Sack Yardage, Opponent, Season

503 1964
 498 1986
 403 1987

Fewest Sack Yardage, Season

130 2001
 137 2002
 151 1991

Fewest Sack Yardage, Opponent, Season

93 1994
 110 1998
 112 1992

Most Sack Yardage, Game

84 vs. Detroit, 10/6/75
 84 @ Houston, 11/24/74
 82 @ Houston, 9/29/85

Most Sack Yardage, Opponent, Game

93 @ San Diego, 11/16/86
 77 vs. San Francisco, 11/23/72
 71 @ Atlanta, 9/15/74

INTERCEPTIONS**TOTAL INTERCEPTIONS****Most Interceptions, Season**

37 1981
 33 1985
 29 1967

Most Interceptions, Opponent, Season

33 1960
 28 1967
 27 1961, 1988, 1989

Fewest Interceptions, Season

7 1989, 1997
 9 2001
 10 1988

Fewest Interceptions, Opponent, Season

6 1993
 8 1998
 10 1977, 1995

Most Interceptions, Game

7 @ Philadelphia, 9/26/71
 6 vs. Washington, 9/9/85
 5 Seven times, last vs. Miami, 11/25/99

Most Interceptions, Opponent, Game

5 Six times, last @ N.Y. Giants, 10/15/00

YARDS GAINED**Most Yards, Season**

549 1963
 523 1980
 482 1981

Most Yards, Opponent, Season

586 1961
 526 2004
 437 1963

Fewest Yards, Season

37 1989
 67 1988
 100 1960

Fewest Yards, Opponent, Season

47 1993
 93 1974
 100 1999

Most Yards, Game

183 vs. Washington, 11/3/63
 154 vs. Atlanta, 9/20/99
 150 @ Philadelphia, 9/26/71

Most Yards, Opponent, Game

138 vs. N.Y. Giants, 10/15/61
 129 @ Minnesota, 10/18/70
 127 @ Cleveland, 10/23/66

TOUCHDOWNS**Most Touchdowns By Interceptions, Season**

4 1985, 1995, 1999
 3 Eight times, last 2006

Most Touchdowns By Interceptions, Opponent, Season

5 1961, 1963
 4 1964, 1984, 1990, 2001, 2004

PUNTING**TOTAL PUNTS****Most Punts, Season**

112 2002
 108 1984
 95 2003

*16-game record

Most Punts, Opponent, Season108 1978
105 2003
103 1977**Fewest Punts, Season**51 1972
54 2006
55 1995***Fewest Punts, Opponent, Season**43 1961
50 1960
52 1963
55 1995***Most Punts, Game**11 vs. Green Bay, 9/23/84
10 Nine times, last @ Detroit, 11/3/02**Most Punts, Opponent, Game**11 @ Rams, 9/30/62
11 @ Atlanta, 9/15/74
11 vs. Buffalo, 11/15/76
11 vs. New England, 11/22/84
10 Many times, last vs. Chicago, 11/25/04**Most Punts, Both Teams, Game**21 vs. Buffalo, 11/15/76
21 vs. New England, 11/22/84
20 vs. Green Bay, 9/23/84**Fewest Punts, Game**0 vs. Cleveland, 12/3/61
0 vs. Detroit, 9/15/68
0 vs. Baltimore, 9/4/78
0 vs. Cincinnati, 11/12/00**Fewest Punts, Opponent, Game**0 vs. Philadelphia, 10/22/61
0 vs. N.Y. Giants, 9/29/91
1 12 times, last vs. San Francisco, 9/24/00**Fewest Punts, Both Teams, Game**1 vs. Cleveland, 12/3/61
2 vs. Philadelphia, 10/22/61
3 Seven times, last vs. Cincinnati, 11/12/00**Consecutive Punts, No Blocks**611 1989-98
396 1961-66
382 1978-83**Consecutive Punts, No Blocks, Opponent**591 1977-84
582 1992-99
330 1960-65**AVERAGE YARDAGE****Highest Average Distance, Punting, Season**48.2 2006
45.4 1962
44.2 1963**Highest Average Distance, Punting, Opponent, Season**46.1 1996
45.5 1961
43.6 1997**Highest Avg. Distance, Punting, Game (4 punts)**56.8 vs. Houston, 10/15/06
55.3 vs. Chicago, 9/28/97
53.4 vs. New Orleans, 11/3/68**Highest Average Distance, Punting, Opponent, Game (4 punts)**54.4 @ Miami, 10/27/96
54.3 @ Cleveland, 10/17/65
54.0 vs. N.Y. Giants, 10/5/80**PUNT RETURNS****TOTAL RETURNS****Most Punt Returns, Season**63 1978
62 1974
61 1977**Most Punt Returns, Opponent, Season**58 2002
55 1984
53 1983**Fewest Punt Returns, Season**18 1962
23 1963, 1995***Fewest Punt Returns, Opponent, Season**15 1972
17 1961
18 1960
22 1995***Most Punt Returns, Game**9 vs. Buffalo, 11/15/76
8 vs. Cleveland, 11/25/82
8 @ Houston, 12/13/82
8 @ Washington, 9/27/04**Most Punt Returns, Opponent, Game**8 vs. N.Y. Giants, 11/4/84
7 Five times, last vs. Phoenix, 10/30/88**YARDS GAINED****Most Yards, Punt Returns, Season**573 1974
556 1980
550 1992**Most Yards, Punt Returns, Opponent, Season**637 2002
588 1983
493 2001**Fewest Yards, Punt Returns, Season**81 1962
103 1961
134 1972
197 1989***Fewest Yards, Punt Returns, Opponent, Season**41 1972
52 1964
83 1960
169 1993***Most Yards, Punt Returns, Game**126 vs. Green Bay, 11/29/64
124 @ Philadelphia, 12/15/91
122 vs. Pittsburgh, 12/8/68**Most Yards, Punt Returns, Opponent, Game**139 @ Atlanta, 11/11/01
123 @ N.Y. Giants, 10/18/99
112 @ St. Louis, 10/13/74**TOUCHDOWNS****Most Touchdowns, Punt Returns, Season**2 1988, 1992, 1993, 1996, 2000
1 11 times, last 2006**Most Touchdowns, Punt Returns, Opp., Season**

1 12 times, last 2006

KICKOFF RETURNS**TOTAL RETURNS****Most Kickoff Returns, Season**78 2004
77 1989
70 1983**Most Kickoff Returns, Opponent, Season**85 1995
82 1994
80 2006**Fewest Kickoff Returns, Season**33 1973
36 1969, 1993***Fewest Kickoff Returns, Opponent, Season**32 1960
43 1961
46 1989***Most Kickoff Returns, Game**9 @ Minnesota, 10/18/70
8 Six times, last @ N.Y. Giants, 12/15/02**Most Kickoff Returns, Opponent, Game**10 vs. Detroit, 9/15/68
9 Five times, last vs. New England, 10/24/71**YARDS GAINED****Most Yards, Kickoff Returns, Season**1,709 1989
1,603 2004
1,523 2005**Most Yards, Kickoff Returns, Opponent, Season**1,806 1983
1,709 1978, 1994**Fewest Yards, Kickoff Returns, Season**699 1992
718 1969
725 1973**Fewest Yards, Kickoff Returns, Opponent, Season**811 1960
853 1989*
948 1961

*16-game record

Most Yards, Kickoff Returns, Game

260 vs. San Francisco, 11/7/65
240 @ Philadelphia, 9/22/02
235 vs. Atlanta, 10/20/96

Most Yards, Kickoff Returns, Opponent, Game

261 @ Philadelphia, 11/6/66
258 vs. Green Bay, 10/3/93
219 vs. Baltimore, 9/4/78

TOUCHDOWNS**Most Touchdowns, Kickoff Returns, Season**

2 1971, 2002
1 10 times, last 2003

Most Touchdowns, Kickoff Returns, Opponent, Season

3 1966
1 Seven times, last 2006

FUMBLES**TOTAL FUMBLES****Most Fumbles, Season**

46 1961
45 1981
44 1986

Most Fumbles, Opponent, Season

44 1973
43 1975, 1981

Fewest Fumbles, Season

16 1992, 2006
18 1998
21 1960, 1968

Fewest Fumbles, Opponent, Season

15 1994
16 1995
20 1979, 2004

Most Fumbles, Game

8 @ Tennessee, 12/25/00
7 vs. N.Y. Giants, 10/11/71
6 Six times, last vs. Philadelphia, 12/21/02

Most Fumbles, Opponent, Game

7 @ Washington, 11/28/65
7 vs. Kansas City, 11/10/75
6 Six times, last @ N.Y. Giants, 11/4/01

FUMBLES LOST**Most Fumbles Lost, Season**

21 1961, 1971, 1979

Most Fumbles Lost, Opponent, Season

25 1971
23 1973
21 1983

Fewest Fumbles Lost, Season

6 2006
7 1998
8 2003

Fewest Fumbles Lost, Opponent, Season

6 1995
9 1988, 1994, 1999, 2000, 2004

Most Fumbles Lost, Game

5 @ New Orleans, 11/3/68
5 vs. N.Y. Giants, 10/11/71
5 vs. Kansas City, 11/10/75

Most Fumbles Lost, Opponent, Game

5 Four times, last vs. Raiders, 10/23/83

Most Consecutive Games Without Losing Fumble

7 1998
5 1997, 2006
4 1991, 1992, 1994, 1996, 2003

PENALTIES**TOTAL PENALTIES****Most Penalties, Season**

141 1988
136 1999
131 1987

Most Penalties, Opponent, Season

142 2005
120 1998
119 2002

Fewest Penalties, Season

47 1961
62 1960, 1962
74 1991*

Fewest Penalties, Opponent, Season

38 1961
50 1965
52 1963, 1973
69 2001*

Most Penalties, Game

17 @ Cleveland, 12/4/88
16 @ N.Y. Jets, 10/4/87
16 @ Philadelphia, 10/23/88

Most Penalties, Opponent, Game

17 vs. Detroit, 11/20/05
14 vs. Tampa Bay, 10/9/83
14 vs. Carolina, 10/20/02
14 @ Philadelphia, 11/14/05

Most Penalties, Both Teams, Game

26 vs. Tampa Bay, 10/9/83
26 @ N.Y. Jets, 10/4/87
26 @ Cleveland, 12/4/88
25 vs. L.A. Rams, 10/18/81

Fewest Penalties, Game

0 @ St. Louis, 12/10/61
0 vs. Washington, 11/23/80
0 @ Washington, 11/5/89
0 vs. Arizona, 10/30/05

Fewest Penalties, Opponent, Game

0 @ Pittsburgh, 10/21/62
0 @ Philadelphia, 12/5/65
0 @ Seattle, 12/16/01

YARDS PENALIZED**Most Yards Penalized, Season**

1,196 1999
1,148 1988
1,108 1998

Most Yards Penalized, Opponent, Season

1,015 2005
999 2000
990 1985

Fewest Yards Penalized, Season

427 1961
600 1960
610 1991*

Fewest Yards Penalized, Opponent, Season

362 1961
479 1963
483 1965
634 2001*

Most Yards Penalized, Game

161 @ Washington, 11/2/70
159 vs. Philadelphia, 10/13/68
153 @ Washington, 11/5/06

Most Yards Penalized, Opponent, Game

185 vs. Tampa Bay, 10/9/83
166 @ St. Louis, 10/9/77
150 @ N.Y. Jets, 10/4/87

Most Yards Penalized, Both Teams, Game

294 vs. Tampa Bay, 10/9/83
281 @ N.Y. Jets, 10/4/87
275 @ St. Louis, 10/9/77

Fewest Yards Penalized, Game

0 @ St. Louis, 12/10/61
0 vs. Washington, 11/23/80
0 @ Washington, 11/5/89
0 vs. Arizona, 10/30/05

*16-game record

Fewest Yards Penalized, Opponent, Game

- 0 @ Pittsburgh, 10/21/62
- 0 @ Philadelphia, 12/5/65
- 0 @ Seattle, 12/16/01

BLOCKED KICKS

BLOCKS

(Extra Points, Field Goals and Punts)

Most, Season

- 14 1965
- 7 1968
- 6 1963, 1973

Most, Season, Opponent

- 7 1973
- 6 1960, 2001
- 4 1965, 1977, 1989

Most, Game

- 3 @ Pittsburgh, 10/31/65
- 2 11 times, last vs. Detroit, 9/19/94

Most, Game, Opponent

- 3 @ Washington, 10/8/73
- 2 Nine times, last @ Oakland, 10/7/01

BLOCKED EXTRA POINTS

Most, Season

- 4 1965
- 3 2003
- 2 1963, 1968, 1979*

Most, Season, Opponent

- 2 1960, 1979
- 1 Seven times, last 2003

Most, Game

- 2 @ Pittsburgh, 10/31/65
- 1 Many times, last @ Philadelphia, 12/19/04

Most, Game, Opponent

- 2 vs. Philadelphia, 9/30/60
- 2 @ Minnesota, 10/7/79
- 1 Six times, last vs. Atlanta, 9/7/03

BLOCKED FIELD GOALS

Most, Season

- 9 1965
- 5 1968
- 4 1963, 1969, 1973, 1978

Most, Season, Opponent

- 5 1973
- 4 1960
- 3 1965, 1991, 2001

Most, Game

- 2 Five times, last vs. Detroit, 9/19/94

Most, Game, Opponent

- 2 Six times, last @ Oakland, 10/7/01

BLOCKED PUNTS

Most, Season

- 4 1976
- 3 1991
- 2 1973, 1977, 1990, 1992

Most, Season, Opponent

- 3 2001
- 2 1973, 1976, 1989

Most, Game

- 2 vs. N.Y. Giants, 10/21/73
- 2 @ Houston, 11/10/91
- 1 Many times, last vs. San Francisco, 12/8/02

Most, Game, Opponent

- 1 Many times, last vs. Washington, 11/28/02

*16-game record

Largest Margin

VICTORY

1. 49 pts. (56-7) vs. Philadelphia, Oct. 9, 1966
2. 46 pts. (59-13) @ Detroit, Sept. 15, 1968
3. 45 pts. (52-7) vs. N.Y. Giants, Sept. 18, 1966
4. 45 pts. (59-14) vs. San Fran., Oct. 12, 1980
5. 44 pts. (51-7) vs. Seattle, Nov. 27, 1980
6. 42 pts. (52-10) vs. Houston, Dec. 20, 1970
7. 42 pts. (52-10) vs. N.Y. Jets, Dec. 4, 1971
8. 41 pts. (48-7) vs. Arizona, Oct. 22, 2000
9. 38 pts. (38-0) @ Baltimore, Sept. 4, 1978
10. 37 pts. (40-3) @ New Orleans, Sept. 24, 1973
- 37 pts. (37-0) vs. Detroit, Oct. 30, 1977

DEFEAT

1. 44 pts. (44-0) vs. Chicago, Nov. 17, 1985
2. 41 pts. (48-7) vs. Cleveland, Oct. 16, 1960
- 41 pts. (54-13) @ Minnesota, Oct. 18, 1970
4. 40 pts. (43-3) vs. Minnesota, Nov. 13, 1988
5. 38 pts. (45-7) vs. Baltimore, Oct. 30, 1960
- 38 pts. (38-0) vs. St. Louis, Nov. 16, 1970
7. 36 pts. (43-7) vs. Philadelphia., Oct. 22, 1961
8. 34 pts. (41-7) @ Green Bay, Nov. 13, 1960
9. 33 pts. (36-3) vs. Philadelphia, Nov. 18, 2001
10. 32 pts. (52-20) @ St. Louis, Dec. 9, 1962
- 32 pts. (42-10) @ Cleveland, Nov. 2, 1969

Temperature at Kickoff

COWBOYS WARMEST GAMES

DATE	TEAM	W/L	SCORE	TEMP.
9/3/00	Philadelphia	L	14-41	109°
9/7/97	@ Arizona	L	22-25	101°
9/10/00	@ Arizona	L	31-32	100°
9/20/92	Phoenix	W	31-20	99°
9/13/81	St. Louis	W	30-17	98°
9/12/88	@ Phoenix	W	17-14	98°
9/12/93	Buffalo	L	10-13	97°
9/6/98	Arizona	W	38-10	97°
9/16/90	N.Y. Giants	L	7-28	96°
9/21/80	Tampa Bay	W	28-17	95°
9/15/97	Philadelphia	W	21-20	95°

COWBOYS COLDEST GAMES

DATE	TEAM	W/L	SCORE	TEMP.
12/15/63	@ St. Louis	W	28-24	16°
12/6/92	@ Denver	W	31-27	19°
12/10/95	@ Phila.	L	17-20	19°
12/16/89	@ N.Y. Giants	L	0-15	20°
12/15/68	@ N.Y. Giants	W	28-10	21°
12/11/60	@ Detroit	L	14-23	22°
12/16/73	@ St. Louis	W	30-3	22°
11/23/97	@ Green Bay	L	17-45	22°
12/19/81	@ N.Y. Giants	L	10-13	25°
12/9/61	@ St. Louis	L	20-52	26°
12/21/75	@ N.Y. Jets	W	31-21	28°

Coldest regular season home game:
11/25/93 Miami L 14-16 32°

Playoffs

1/14/96	Green Bay	W	38-27	72°
12/19/76	L.A. Rams	L	12-14	71°
1/21/79	*Pittsburgh	L	31-35	71°
1/17/71	*Baltimore	L	13-16	70°
* @ Miami				

Playoffs

12/31/67	@ Green Bay	L	17-21	-13°
1/11/81	@ Philadelphia	L	7-20	16°
1/7/96	Philadelphia	W	30-11	26°
12/28/75	@ Minnesota	W	17-14	27°
12/26/83	L.A. Rams	L	17-27	27°

Cowboys Longest Plays

LONG RUNS FROM SCRIMMAGE

- 99 - Tony Dorsett @ Minnesota, Jan. 3, 1983 (TD)
84 - Tony Dorsett vs. Philadelphia, Dec. 4, 1977 (TD)
 84 - Herschel Walker vs. Philadelphia, Dec. 14, 1986 (TD)
 80 - Troy Hambrick @ Philadelphia, Sept. 30, 2001
77 - Tony Dorsett @ St. Louis, Oct. 9, 1977 (TD)
 77 - Tony Dorsett @ Washington, Sept. 5, 1983
 77 - Julius Jones vs. New Orleans, Dec. 10, 2006 (TD)
 75 - Tony Dorsett @ New England, Sept. 21, 1981 (TD)
 75 - Emmitt Smith vs. Washington, Sept. 9, 1991 (TD)
73 - Amos Bullocks vs. Chicago, Nov. 18, 1962 (TD)

LONG FORWARD PASSES

- 95 - Don Meredith to Bob Hayes @ Washington, Nov. 13, 1966 (TD)
 91 - Roger Staubach to Tony Dorsett vs. Baltimore, Sept. 4, 1978 (TD)
 90 - Troy Aikman to Alvin Harper @ San Francisco, Nov. 13, 1994
 90 - Troy Aikman to Jason Tucker vs. N.Y. Giants, Jan. 2, 2000 (TD)
 89 - Craig Morton to Bob Hayes @ Kansas City, Oct. 25, 1970 (TD)
 87 - Troy Aikman to Michael Irvin vs. Phoenix, Sept. 20, 1992 (TD)
 86 - Craig Morton to Lance Rentzel vs. Philadelphia, Nov. 1, 1970 (TD)
 86 - Bernie Kosar to Emmitt Smith vs. Phoenix, Nov. 14, 1993
 85 - Eddie LeBaron to Amos Marsh @ L.A. Rams, Sept. 30, 1962 (TD)
 85 - Roger Staubach to Bob Hayes @ N.Y. Giants, Dec. 12, 1971 (TD)

LONG PUNTS

- 84 - Ron Widby @ New Orleans, Nov. 3, 1968
 75 - Sam Baker @ L.A. Rams, Sept. 30, 1962
75 - Billy Lothridge vs. N.Y. Giants, Oct. 11, 1964
 75 - Mat McBriar vs. Houston, Oct. 15, 2006
 73 - Danny White vs. L.A. Rams, Oct. 14, 1979
72 - Toby Gowin vs. Chicago, Sept. 28, 1997
 71 - Sam Baker @ N.Y. Giants, Dec. 16, 1962
71 - Billy Lothridge vs. St. Louis, Sept. 12, 1964
 68 - Mat McBriar vs. Philadelphia, Nov. 15, 2004
 67 - Dave Sherer @ St. Louis, Oct. 23, 1960

LONG PUNT RETURNS

- 98 - Dennis Morgan @ St. Louis, Oct. 13 974 (TD)**
 90 - Bob Hayes vs. Pittsburgh, Dec. 8, 1968 (TD)
 85 - Kelvin Martin @ Philadelphia, Dec. 15, 1991 (TD)
 83 - Kevin Williams vs. Washington, Nov. 20, 1994 (TD)
 83 - Deion Sanders vs. Chicago, Sept. 28, 1997 (TD)
 79 - Kelvin Martin vs. Washington, Sept. 7, 1992 (TD)
 76 - Deion Sanders @ Indianapolis, Oct. 31, 1999
 74 - Kelvin Martin vs. L.A. Rams, Nov. 15, 1992 (TD)
 71 - Joey Galloway vs. Philadelphia, Dec. 21, 2002
 70 - Deion Sanders vs. Washington, Oct. 24, 1999 (TD)

LONG KICKOFF RETURNS

- 102 - Alexander Wright vs. Atlanta, Dec. 22, 1991 (TD)
 101 - Amos Marsh vs. Philadelphia, Oct. 14, 1962 (TD)
101 - Ike Thomas vs. N.Y. Jets, Dec. 4, 1971 (TD)
 100 - Mel Renfro vs. San Francisco, Nov. 7, 1965 (TD)
100 - Mark Washington @ Washington, Nov. 22, 1970 (TD)
 100 - Reggie Swinton @ Philadelphia, Sept. 22, 2002 (TD)
97 - Thomas Henderson vs. St. Louis, Sept. 28, 1975 (TD)
97 - James Dixon @ Kansas City, Oct. 22, 1989 (TD)
90 - James Dixon @ Green Bay, Oct. 8, 1989
90 - Alexander Wright vs. N.Y. Giants, Sept. 16, 1990 (TD)
 90 - Jason Tucker @ N.Y. Giants, Oct. 15, 2000

LONG INTERCEPTION RETURNS

- 100 - Mike Gaechter vs. Philadelphia, Oct. 14, 1962 (TD)**
 96 - Dennis Thurman @ Washington, Sept. 6, 1981
 95 - George Teague vs. Green Bay, Nov. 14, 1999 (TD)
 94 - Darren Woodson @ Philadelphia, Dec. 4, 1994 (TD)
 90 - Mel Renfro @ St. Louis, Oct. 4, 1965 (TD)
 87 - Greg Ellis vs. Atlanta, Sept. 20, 1999 (TD)
 86 - Mike Gaechter vs. Washington, Nov. 3, 1983
85 - Roy Williams @ Washington, Dec. 29, 2002 (TD)
 79 - Thomas Henderson vs. Tampa Bay, Oct. 2, 1977 (TD)
 78 - Dennis Thurman @ St. Louis, Nov. 2, 1980 (TD)

LONG FUMBLE RETURNS

- 98 - Greg Ellis vs. Arizona, Oct. 3, 1999 (TD)
 97 - Chuck Howley @ Atlanta, Oct. 2, 1966 (TD)
 96 - Michael Downs @ Houston, Dec. 13, 1982 (TD)
 84 - Don Bishop vs. St. Louis, Oct. 28, 1962 (TD)
 77 - Jim Jeffcoat vs. Washington, Sept. 24, 1989 (TD)
 72 - Benny Barnes @ San Francisco, Oct. 11, 1981 (TD)
 69 - DeMarcus Ware @ Philadelphia, Oct. 8, 2006 (TD)
 63 - Jim Ridlon vs. Philadelphia, Dec. 6, 1964 (TD)
59 - Marcus Spears vs. Kansas City, Dec. 11, 2005
 58 - Chuck Howley vs. San Francisco, Nov. 7, 1965

LONG RETURNS OF FIELD GOAL ATTEMPTS

- 94 - Jerry Norton @ St. Louis, Dec. 9, 1962 (TD)
 62 - Ron Fellows vs. New Orleans, Sept. 25, 1983 (TD)
 60 - Mike Gaechter @ Washington, Nov. 28, 1965 (TD)
60 - Obert Logan @ N.Y. Giants, Dec. 19, 1965 (TD)
 51 - Bernard Ford @ Philadelphia, Dec. 10, 1989

Bold denotes rookie

Cowboys Big Days

RUSHING

1.	237	-	Emmitt Smith @ Philadelphia, Oct. 31, 1993 (30 carries)
2.	206	-	Tony Dorsett vs. Philadelphia, Dec. 4, 1977 (23 carries)
3.	198	-	Julius Jones @ Seattle, Dec. 6, 2004 (30 carries)
4.	194	-	Julius Jones @ Carolina, Dec. 24, 2005 (34 carries)
5.	189	-	Troy Hambrick @ Washington, Dec. 14, 2003 (33 carries)
6.	183	-	Tony Dorsett @ N.Y. Giants, Nov. 9, 1980 (24 carries)
7.	182	-	Emmitt Smith @ Phoenix, Sept. 22, 1991 (23 carries)
8.	175	-	Tony Dorsett @ Baltimore, Dec. 6, 1981 (30 carries)
9.	174	-	Emmitt Smith @ Atlanta, Dec. 21, 1992 (24 carries)
10.	173	-	Herschel Walker @ New England, Nov. 15, 1987 (28 carries)
11.	172	-	Emmitt Smith vs. Philadelphia, Dec. 6, 1993 (23 carries)
12.	171	-	Emmitt Smith @ Pittsburgh, Sept. 4, 1994 (31 carries)
13.	168	-	Emmitt Smith @ N.Y. Giants, Jan. 2, 1994 (32 carries)
14.	167	-	Emmitt Smith @ Atlanta, Oct. 29, 1995 (26 carries)
15.	163	-	Emmitt Smith vs. Philadelphia, Nov. 1, 1992 (30 carries)
	163	-	Emmitt Smith vs. N.Y. Giants, Nov. 7, 1994 (35 carries)
	163	-	Emmitt Smith @ N.Y. Giants, Sept. 4, 1995 (21 carries)
	163	-	Emmitt Smith vs. N.Y. Giants, Nov. 8, 1998 (29 carries)
19.	162	-	Tony Dorsett @ New England, Sept. 21, 1981 (19 carries)
20.	160	-	Emmitt Smith vs. Atlanta, Dec. 22, 1991 (32 carries)
21.	159	-	Tony Dorsett vs. L.A. Rams, Oct. 18, 1981 (27 carries)
	159	-	Tony Dorsett @ Houston, Sept. 29, 1985 (23 carries)
23.	158	-	Emmitt Smith vs. Philadelphia, Nov. 6, 1995 (27 carries)
24.	155	-	Emmitt Smith vs. Washington, Nov. 28, 1996 (29 carries)
25.	154	-	Tony Dorsett vs. St. Louis, Sept. 24, 1978 (21 carries)
26.	153	-	Calvin Hill vs. San Francisco, Nov. 10, 1974 (32 carries)
	153	-	Tony Dorsett @ Minnesota, Jan. 3, 1983 (16 carries)
	153	-	Emmitt Smith vs. Washington, Dec. 26, 1993 (21 carries)
29.	152	-	Tony Dorsett vs. New Orleans, Nov. 19, 1978 (25 carries)
	152	-	Emmitt Smith @ L.A. Raiders, Oct. 25, 1992 (29 carries)
31.	151	-	Tony Dorsett @ Washington, Sept. 5, 1983 (14 carries)
32.	150	-	Calvin Hill @ Washington, Nov. 16, 1969 (27 carries)
	150	-	Emmitt Smith @ Minnesota, Sept. 17, 1995 (20 carries)
	150	-	Emmitt Smith vs. Washington, Dec. 10, 2000 (23 carries)
	150	-	Julius Jones vs. Chicago, Nov. 25, 2004 (33 carries)

100-YARD RUSHING GAMES - CAREER

	100-Yard Games	Team Record	Pct
Emmitt Smith.....	76	57-19	.750
Tony Dorsett.....	43	39-4	.907
Calvin Hill.....	16	14-2	.875
Don Perkins.....	10	5-4-1	.550
Herschel Walker.....	9	5-4	.556
Julius Jones.....	8	5-3	.625
Duane Thomas.....	6	6-0	1.000
Robert Newhouse.....	5	5-0	1.000
Troy Hambrick.....	5	3-2	.600
Walt Garrison.....	2	2-0	1.000
Scott Laidlaw.....	2	2-0	1.000
Amos Marsh.....	2	2-0	1.000
Dan Reeves.....	2	1-1	.500
Marion Barber.....	1	1-0	1.000
Paul Palmer.....	1	1-0	1.000
Chris Warren.....	1	1-0	1.000
Preston Pearson.....	1	0-1	.000
Total.....	190	149-40-1	.784

RECEIVING

1.	246	-	Bob Hayes @ Washington, Nov. 13, 1966 (9 catches)
2.	241	-	Frank Clarke vs. Washington, Sept. 16, 1962 (10 catches)
3.	223	-	Lance Rentzel vs. Washington, Nov. 19, 1967 (13 catches)
4.	213	-	Tony Hill vs. Philadelphia, Nov. 12, 1979 (7 catches)
5.	210	-	Michael Irvin vs. Phoenix, Sept. 20, 1992 (8 catches)
6.	203	-	James Dixon @ Phoenix, Nov. 12, 1989 (6 catches)
	203	-	Kevin Williams @ Arizona, Dec. 25, 1995 (9 catches)
8.	198	-	Michael Irvin @ Arizona, Dec. 8, 1996 (8 catches)
9.	195	-	Bob Hayes vs. N.Y. Giants, Sept. 18, 1966 (6 catches)
10.	190	-	Frank Clarke @ San Francisco, Nov. 10, 1963 (8 catches)
11.	188	-	Drew Pearson @ Detroit, Oct. 6, 1975 (6 catches)
12.	187	-	Bob Hayes vs. Houston, Dec. 20, 1970 (6 catches)
13.	186	-	Michael Irvin @ Miami, Oct. 27, 1996 (12 catches)
14.	181	-	Bob Hayes vs. Baltimore, Dec. 13, 1969 (5 catches)
	181	-	Tony Hill @ Detroit, Sept. 15, 1985 (11 catches)
16.	177	-	Bob Hayes vs. Philadelphia, Oct. 10, 1965 (8 catches)
17.	170	-	Bob Hayes @ Pittsburgh, Oct. 22, 1967 (7 catches)
	170	-	Herschel Walker vs. Philadelphia, Dec. 14, 1986 (9 catches)
	170	-	Antonio Bryant @ Washington, Dec. 29, 2002 (7 catches)
20.	169	-	Michael Irvin vs. Atlanta, Dec. 22, 1991 (10 catches)

Bold denotes rookie

100-YARD RECEIVING GAMES - CAREER

	100-Yard Games	Team Record	Pct
Michael Irvin	47	36-11	.766
Tony Hill	26	17-9	.654
Bob Hayes	21	16-5	.762
Drew Pearson	19	11-8	.579
Lance Rentzel	12	10-2	.833
Frank Clarke	12	4-6-2	.417
Terry Glenn	9	5-4	.556
Joey Galloway	6	4-2	.667
Alvin Harper	6	4-2	.667
Raghib Ismail	5	4-1	.800
Bill Howton	5	1-4	.200
Doug Cosbie	4	2-2	.500
Mike Renfro	4	2-2	.500
Jay Novacek	4	1-3	.250
Keyshawn Johnson	3	2-1	.667
Terrell Owens	3	2-1	.667
Ray Alexander	3	1-2	.333
James McKnight	3	1-2	.333
Herschel Walker	3	1-2	.333
Doug Donley	2	2-0	1.000
Billy Joe DuPree	2	2-0	1.000
Preston Pearson	2	2-0	1.000
Dan Reeves	2	2-0	1.000
Ron Sellers	2	2-0	1.000
Mike Sherrard	2	2-0	1.000
Emmitt Smith	2	2-0	1.000
Kelvin Edwards	2	1-1	.500
Lee Folkins	2	1-1	.500
Jason Tucker	2	1-1	.500
Antonio Bryant	2	0-2	.000
Jim Doran	2	0-2	.000
Jason Witten	2	0-2	.000
Cornell Burbage	1	1-0	1.000
Patrick Crayton	1	1-0	1.000
Buddy Dial	1	1-0	1.000
Tony Dorsett	1	1-0	1.000
Ernie Mills	1	1-0	1.000
Ron Springs	1	1-0	1.000
Kevin Williams	1	1-0	1.000
Tommy McDonald	1	0-0-1	.500
James Dixon	1	0-1	.000
Butch Johnson	1	0-1	.000
Karl Pove	1	0-1	.000
Total	232	148-81-3	.625

PASSING

- 460 - Don Meredith @ San Francisco, Nov. 10, 1963 (30 of 48)
- 455 - Troy Aikman vs. Minnesota, Nov. 26, 1998 (34 of 57)
- 406 - Don Meredith @ Washington, Nov. 13, 1966 (21 of 29)
- 394 - Don Meredith vs. Philadelphia, Oct. 9, 1966 (19 of 26)
- 389 - Gary Hogeboom @ San Francisco, Dec. 22, 1985 (28 of 49)
- 379 - Troy Aikman @ Phoenix, Nov. 12, 1989 (21 of 40)**
- 377 - Danny White vs. Tampa Bay, Oct. 9, 1983 (29 of 44)
- 363 - Troy Aikman @ Miami, Oct. 27, 1996 (33 of 41)
- 363 - Drew Bledsoe @ San Francisco, Sept. 25, 2005 (24 of 38)
- 362 - Danny White vs. Atlanta, Oct. 27, 1985 (27 of 47)
- 362 - Troy Aikman @ Washington, Sept. 12, 1999 (28 of 49)
- 359 - Danny White @ Washington, Dec. 13, 1987 (27 of 49)
- 358 - Don Meredith vs. N.Y. Giants, Sept. 18, 1966 (14 of 24)
- 356 - Troy Aikman vs. Tennessee, Nov. 27, 1997 (27 of 42)
- 355 - Vinny Testaverde @ Minnesota, Sept. 12, 2004 (29 of 50)
- 354 - Danny White vs. Miami, Oct. 25, 1981 (22 of 32)
- 350 - Troy Aikman @ Arizona, Dec. 25, 1995 (21 of 32)
- 349 - Craig Morton vs. Houston, Dec. 20, 1970 (13 of 17)
- 347 - Danny White vs. Pittsburgh, Sept. 13, 1982 (25 of 36)
- 345 - Eddie LeBaron vs. Pittsburgh, Sept. 24, 1960 (15 of 28)

300-YARD PASSING GAMES - CAREER

	300-Yard Games	Team Record	Pct
Troy Aikman	13	7-6	.538
Danny White	10	5-5	.500
Don Meredith	7	6-1	.857
Roger Staubach	5	3-2	.600
Steve Pelluer	4	2-2	.500
Drew Bledsoe	3	3-0	1.000
Gary Hogeboom	3	2-1	.667
Tony Romo	3	2-1	.667
Vinny Testaverde	3	1-2	.333
Quincy Carter	1	1-0	1.000
Jason Garrett	1	1-0	1.000
Chad Hutchinson	1	1-0	1.000
Eddie LeBaron	1	0-1	.000
Craig Morton	1	1-0	1.000
Total	56	35-21	.625

Bold denotes rookie

The Last Time . . .

400 YARDS TOTAL OFFENSE

- By Cowboys – 435, vs. Tampa Bay, 11/23/06
- Playoffs – 438, vs. Minnesota, 12/28/96
- By Opponents – 426, vs. Philadelphia, 12/25/06
- Playoffs – 415, @ Minnesota, 9/12/04

500 YARDS TOTAL OFFENSE

- By Cowboys – 541, @ Washington, 9/12/99
- Playoffs – 528, vs. L.A. Rams, 12/28/80
- By Opponents – 536, vs. New Orleans, 12/10/06
- Playoffs – Has never happened

300 YARDS PASSING IN A GAME BY A PLAYER

- By Cowboys – Tony Romo, 321, vs. Detroit, 12/31/06
- Playoffs – Troy Aikman, 380, @ San Francisco, 1/15/95
- By Opponents – Jon Kitna, 306, vs. Detroit, 12/31/06
- Playoffs – Brett Favre, 307, Green Bay, 1/14/96

400 YARDS PASSING IN A GAME BY A PLAYER

- By Cowboys – Troy Aikman, 455, vs. Minnesota, 11/26/98
- Playoffs – Has never happened
- By Opponents – Matt Hasselbeck, 414, @ Seattle, 12/6/04
- Playoffs – Has never happened

4 TOUCHDOWN PASSES IN A GAME BY A PLAYER

- By Cowboys – Tony Romo, (five), vs. Tampa Bay, 11/23/06
- Playoffs – Troy Aikman, vs. Buffalo, 1/31/93
- By Opponents – Jon Kitna, vs. Detroit, 12/31/06
- Playoffs – Terry Bradshaw, Pittsburgh, 1/21/79

100 YARDS RUSHING IN A GAME BY A PLAYER

- By Cowboys – Julius Jones, 116, vs. New Orleans, 12/10/06
- Playoffs – Julius Jones, 112, @ Seattle, 1/6/07
- By Opponents – Brian Westbrook, 122, vs. Philadelphia, 12/25/06
- Playoffs – Stephen Davis, 104, @ Carolina, 1/3/04

200 YARDS RUSHING IN A GAME BY A PLAYER

- By Cowboys – Emmitt Smith, 237, @ Philadelphia, 10/31/93
- Playoffs – Has never happened
- By Opponents – Warrick Dunn, 210, @ Tampa Bay, 12/3/00
- Playoffs – Eric Dickerson, 248, @ L.A. Rams, 1/4/86

TWO 100-YARD RUSHERS IN A GAME

- By Cowboys – Emmitt Smith, 122, and Chris Warren, 104, @ Washington, 10/4/98
- Playoffs – Has never happened
- By Opponents – Has never happened
- Playoffs – Has never happened

3 TOUCHDOWNS RUSHING IN A GAME BY A PLAYER

- By Cowboys – Julius Jones (8, 10, 17), @ Seattle, 12/6/04
- Playoffs – Emmitt Smith (1, 5, 16), vs. Green Bay, 1/14/96
- By Opponents – Larry Johnson (11, 1, 21), vs. Kansas City, 12/11/05
- Playoffs – Larry Schreiber (1, 1, 1), @ San Francisco, 12/23/72

100 YARDS RECEIVING IN A GAME BY A PLAYER

- By Cowboys – Terrell Owens, 117, and Terry Glenn, 109, vs. Detroit, 12/31/06
- Playoffs – Raghieb Ismail, 163, @ Minnesota, 1/9/00
- By Opponents – Roy Williams, 104, and Mike Furrey, 102, vs. Detroit, 12/31/06
- Playoffs – Steve Smith, 135, and Muhsin Muhammad 103, @ Carolina, 1/3/04

TWO 100-YARD RECEIVERS IN A GAME

- By Cowboys – Terrell Owens, 117, and Terry Glenn, 109, vs. Detroit, 12/31/06
- Playoffs – Michael Irvin, 111, Alvin Harper, 108 and Jay Novacek, 104, vs. Green Bay, 1/8/95
- By Opponents – Roy Williams, 104, and Mike Furrey, 102, vs. Detroit, 12/31/06
- Playoffs – Steve Smith, 135, and Muhsin Muhammad 103, @ Carolina, 1/3/04

3 TOUCHDOWN CATCHES IN A GAME BY A PLAYER

- By Cowboys – Terrell Owens, (3, 21, 2), vs. Houston, 10/15/06
- Playoffs – Preston Pearson (18, 15, 19), @ L.A. Rams, 1/14/76
- By Opponents – Chris Cooley, (8, 2, 30), @ Washington, 12/18/05
- Playoffs – Has never happened

100-YARD RUSHER AND 100-YARD RECEIVER IN A GAME

- By Cowboys – Julius Jones, 116, and Terry Glenn, 150, vs. New Orleans, 12/10/06
- Playoffs – Emmitt Smith, 116, and Michael Irvin, 103, vs. Minnesota, 12/28/96
- By Opponents – Deuce McAllister, 111 and Reggie Bush, 125, vs. New Orleans, 12/10/06
- Playoffs – Stephen Davis, 104, Steve Smith, 135, Muhsin Muhammad 103, @ Carolina, 1/3/04

100-YARD RUSHER, 100-YARD RECEIVER AND 300-YARD PASSER IN A GAME

- By Cowboys – Emmitt Smith, 109, Raghieb Ismail, 149, and Michael Irvin, 122, Troy Aikman, 362, @ Washington, 9/12/99
- Playoffs – Emmitt Smith, 114, Alvin Harper, 117, Troy Aikman, 322, @ San Francisco, 1/17/93
- By Opponents – Deuce McAllister, 111, Reggie Bush, 125, and Drew Brees, 384, vs. New Orleans, 12/10/06
- Playoffs – Has never happened

3 TOUCHDOWNS IN A GAME BY A PLAYER

- By Cowboys – Terrell Owens (3 receiving), vs. Houston, 10/15/06
- Playoffs – Emmitt Smith (3 rushing), vs. Green Bay, 1/14/96
- By Opponents – Mike Karney (1 rushing, 2 receiving), vs. New Orleans, 12/10/06
- Playoffs – Larry Schreiber (3 rushing), @ San Francisco, 12/23/72

4 TOUCHDOWNS IN A GAME BY A PLAYER

- By Cowboys – Emmitt Smith (4 rushing), @ N.Y. Giants, 9/4/95
- Playoffs – Has never happened
- By Opponents – Sterling Sharpe (4 receiving), vs. Green Bay, 11/24/94
- Playoffs – Has never happened

2 INTERCEPTIONS IN A GAME BY A PLAYER

- By Cowboys – Aaron Glenn, @ N.Y. Giants, 12/4/05
Playoffs – Larry Brown, vs. Pittsburgh, 1/28/96
By Opponents – Tony Parrish, @ San Francisco, 9/25/05
Playoffs – Aeneas Williams, vs. Arizona, 1/2/99

3 INTERCEPTIONS IN A GAME BY A PLAYER

- By Cowboys – Terence Newman, @ Washington, 12/14/03
Playoffs – Dennis Thurman, vs. Green Bay, 1/16/83
By Opponents – Adrian Wilson, @ Arizona, 10/20/02
Playoffs – Has never happened

PUNT RETURNED FOR A TOUCHDOWN

- By Cowboys – Terence Newman, 56 yards, vs. Detroit, 12/31/06
Playoffs – Golden Richards, 63 yards, vs. Minnesota, 12/30/73
By Opponents – Tiki Barber, 85 yards, @ N.Y. Giants, 10/18/99
Playoffs – Has never happened

KICKOFF RETURNED FOR A TOUCHDOWN

- By Cowboys – Randal Williams, 37 yards, vs. Philadelphia, 10/12/03
Playoffs – Miles Austin, 93 yards, @ Seattle, 1/6/07
By Opponents – Rock Cartwright, 100 yards, vs. Washington, 9/17/06
Playoffs – Vic Washington, 97 yards, @ San Francisco, 12/23/72

INTERCEPTION RETURNED FOR A TOUCHDOWN

- By Cowboys – DeMarcus Ware, 41 yards, @ Atlanta, 12/16/06
Playoffs – George Teague, 29 yards, vs. Minnesota, 12/28/96
By Opponents – Kevin Dockery, 96 yards, vs. N.Y. Giants, 10/23/06
Playoffs – Eric Davis, 44 yards, @ San Francisco, 1/15/95

FUMBLE RETURNED FOR A TOUCHDOWN

- By Cowboys – DeMarcus Ware, 69 yards, @ Philadelphia, 10/8/06
Playoffs – James Washington, 46 yards, vs. Buffalo, 1/30/94
By Opponents – Antonio Pierce, 12 yards, @ N.Y. Giants, 12/4/05
Playoffs – Hugh Green, 60 yards, Tampa Bay, 1/9/83

PUNT BLOCKED

- By Cowboys – Marcus Steele, vs. San Francisco, 12/8/02
Playoffs – Darrick Brownlow, @ Chicago, 12/29/91
By Opponents – Jimmy Williams, vs. San Francisco, 12/30/01
Playoffs – Bernardo Harris, Green Bay, 1/14/96

PUNT BLOCKED FOR A TOUCHDOWN

- By Cowboys – Ken Norton, @ N.Y. Giants, (Robert Williams runs 3 yards), 9/13/92
Playoffs – Has never happened
By Opponents – Miles McPherson, @ San Diego, (Derrie Nelson runs 21 yards), 11/13/83
Playoffs – Has never happened

PUNT BLOCKED FOR A SAFETY

- By Cowboys – Issiac Holt, vs. Washington, 9/7/92
Playoffs – Has never happened
By Opponents – Ron McGovern, @ Kansas City, 10/22/89
Playoffs – Reggie Harrison, Pittsburgh, 1/18/76

SAFETY SCORED

- By Cowboys – J. Gonzalez held Greg Ellis penalty enforced in end zone, vs. Cleveland, 9/19/04
Playoffs – Ball snapped over Rohn Stark's head out of end zone, @ Carolina, 1/5/97
By Opponents – Lemar Marshall tackled Julius Jones in end zone, @ Washington, 11/5/96
Playoffs – Terry Glenn fumble went out of the end zone, @ Seattle, 1/6/07

FIELD GOAL BLOCKED

- By Cowboys – Flozell Adams, vs. Washington, 11/28/02
Playoffs – Aaron Mitchell, @ Philadelphia, 1/11/81
By Opponents – Troy Vincent, @ Washington, 11/5/06
Playoffs – Frank Nunley, @ San Francisco, 1/2/72

BLOCKED FIELD GOAL RETURNED FOR A TOUCHDOWN

- By Cowboys – Ron Fellows, vs. New Orleans, 62 yards, (blocked by Ed Jones), 9/25/83
Playoffs – Has never happened
By Opponents – William White, @ Detroit, 55 yards, (blocked by Marc Spindler), 10/27/91
Playoffs – Has never happened

PAT KICK MISSED

- By Cowboys – Jose Cortez @ San Francisco, 9/25/05
Playoffs – Lin Elliott, @ San Francisco, 1/17/93
By Opponents – David Akers, @ Philadelphia, 9/30/01
Playoffs – Jan Stenerud, Green Bay, 1/16/83

PAT KICK BLOCKED

- By Cowboys – Greg Ellis, @ Philadelphia, 12/19/04
Playoffs – Rod Hill, vs. Green Bay, 1/16/83
By Opponents – Ed Jasper, vs. Atlanta, 9/7/03
Playoffs – Carl Eller, Minnesota, 1/1/78

50 POINTS SCORED IN A GAME

- By Cowboys – Dallas 51, Seattle, 7, 11/27/80
Playoffs – Dallas 52, Buffalo 17, 1/31/93
By Opponents – @ Cincinnati 50, Dallas 24, 12/8/85
Playoffs – Has never happened


40 POINTS SCORED IN A GAME

- By Cowboys – Dallas 45, Tennessee 14, 10/1/06
Playoffs – Dallas 40, Minnesota 15, 12/28/96
By Opponents – vs. New Orleans 42, Dallas 17, 12/10/06
Playoffs – Has never happened

SHUTOUT SCORED IN A GAME

- By Cowboys – Dallas 27, @ Washington 0, 12/14/03
Playoffs – Dallas 38, Tampa Bay 0, 1/2/82
By Opponents – Dallas 0, @ New England 12, 11/16/03
Playoffs – @ L.A. Rams 20, Dallas 0, 1/4/86

**THE PLAYOFF
RECORDS**



Dallas Cowboys Playoff History

Date	Game	Opponent	Result	Site
1966 Season (0-1)				
Jan. 1, 1967	Championship Game	Green Bay	L 27-34	Cotton Bowl
1967 Season (1-1)				
Dec. 24	Eastern Championship Game	Cleveland	W 52-14	Cotton Bowl
Dec. 31	Championship Game	Green Bay	L 17-21	Lambeau Field
1968 Season (0-1)				
Dec. 21	Eastern Championship Game	Cleveland	L 20-31	Cleveland Stadium
1969 Season (0-1)				
Dec. 28	Eastern Championship Game	Cleveland	L 14-38	Cotton Bowl
1970 Season (2-1)				
Dec. 26	NFC Divisional Playoff	Detroit	W 5-0	Cotton Bowl
Jan. 3, 1971	NFC Championship Game	San Francisco	W 17-10	Kezar Stadium
Jan. 17, 1971	Super Bowl V	Baltimore	L 13-16	Orange Bowl
1971 Season (3-0)				
Dec. 25	NFC Divisional Playoff	Minnesota	W 20-12	Metropolitan Stadium
Jan. 2, 1972	NFC Championship Game	San Francisco	W 14-3	Texas Stadium
Jan. 16, 1972	Super Bowl VI	Miami	W 24-3	Tulane Stadium
1972 Season (1-1)				
Dec. 23	NFC Divisional Playoff	San Francisco	W 30-28	Candlestick Park
Dec. 31	NFC Championship Game	Washington	L 3-26	RFK Stadium
1973 Season (1-1)				
Dec. 23	NFC Divisional Playoff	Los Angeles	W 27-16	Texas Stadium
Dec. 30	NFC Championship Game	Minnesota	L 10-27	Texas Stadium
1975 Season (2-1)				
Dec. 28	NFC Divisional Playoff	Minnesota	W 17-14	Metropolitan Stadium
Jan. 4, 1976	NFC Championship Game	Los Angeles	W 37-7	Memorial Coliseum
Jan. 18, 1976	Super Bowl X	Pittsburgh	L 17-21	Orange Bowl
1976 Season (0-1)				
Dec. 19	NFC Divisional Playoff	Los Angeles	L 12-14	Texas Stadium
1977 Season (3-0)				
Dec. 26	NFC Divisional Playoff	Chicago	W 37-7	Texas Stadium
Jan. 1, 1978	NFC Championship Game	Minnesota	W 23-6	Texas Stadium
Jan. 15, 1978	Super Bowl XII	Denver	W 27-10	Louisiana Superdome
1978 Season (2-1)				
Dec. 30	NFC Divisional Playoff	Atlanta	W 27-20	Texas Stadium
Jan. 7, 1979	NFC Championship Game	Los Angeles	W 28-0	Memorial Coliseum
Jan. 21, 1979	Super Bowl XIII	Pittsburgh	L 31-35	Orange Bowl
1979 Season (0-1)				
Dec. 30	NFC Divisional Playoff	Los Angeles	L 19-21	Texas Stadium
1980 Season (2-1)				
Dec. 28	NFC Wild Card Game	Los Angeles	W 34-13	Texas Stadium
Jan. 4, 1981	NFC Divisional Playoff	Atlanta	W 30-27	Fulton County Stad.
Jan. 11, 1981	NFC Championship Game	Philadelphia	L 7-20	Veterans Stadium

Date	Game	Opponent	Result	Site
1981 Season (1-1)				
Jan. 2, 1982	NFC Divisional Playoff	Tampa Bay	W 38-0	Texas Stadium
Jan. 10, 1982	NFC Championship Game	San Francisco	L 27-28	Candlestick Park
1982 Season (2-1)				
Jan. 9, 1983	NFC Wild Card Game	Tampa Bay	W 30-17	Texas Stadium
Jan. 16, 1983	NFC Divisional Playoff	Green Bay	W 37-26	Texas Stadium
Jan. 22, 1983	NFC Championship Game	Washington	L 17-31	RFK Stadium
1983 Season (0-1)				
Dec. 26	NFC Wild Card Game	Los Angeles	L 17-24	Texas Stadium
1985 Season (0-1)				
Jan. 4, 1986	NFC Divisional Playoff	Los Angeles	L 0-20	Anaheim Stadium
1991 Season (1-1)				
Dec. 29	NFC Wild Card Game	Chicago	W 17-13	Soldier Field
Jan. 5, 1992	NFC Divisional Playoff	Detroit	L 6-38	Pontiac Silverdome
1992 Season (3-0)				
Jan. 10, 1993	NFC Divisional Playoff	Philadelphia	W 34-10	Texas Stadium
Jan. 17, 1993	NFC Championship Game	San Francisco	W 30-20	Candlestick Park
Jan. 31, 1993	Super Bowl XXVII	Buffalo	W 52-17	Rose Bowl
1993 Season (3-0)				
Jan. 16, 1994	NFC Divisional Playoff	Green Bay	W 27-17	Texas Stadium
Jan. 23, 1994	NFC Championship Game	San Francisco	W 38-21	Texas Stadium
Jan. 30, 1994	Super Bowl XXVIII	Buffalo	W 30-13	Georgia Dome
1994 Season (1-1)				
Jan. 8, 1995	NFC Divisional Playoff	Green Bay	W 35-9	Texas Stadium
Jan. 15, 1995	NFC Championship Game	San Francisco	L 28-38	Candlestick Park
1995 Season (3-0)				
Jan. 7, 1996	NFC Divisional Playoff	Philadelphia	W 30-11	Texas Stadium
Jan. 14, 1996	NFC Championship Game	Green Bay	W 38-27	Texas Stadium
Jan. 28, 1996	Super Bowl XXX	Pittsburgh	W 27-17	Sun Devil Stadium
1996 Season (1-1)				
Dec. 28	NFC Wild Card Game	Minnesota	W 40-15	Texas Stadium
Jan. 5, 1997	NFC Divisional Playoff	Carolina	L 17-26	Ericsson Stadium
1998 Season (0-1)				
Jan. 2, 1999	NFC Wild Card Game	Arizona	L 7-20	Texas Stadium
1999 Season (0-1)				
Jan. 9, 2000	NFC Wild Card Game	Minnesota	L 10-27	Metrodome
2003 Season (0-1)				
Jan. 3, 2004	NFC Wild Card Game	Carolina	L 10-29	Ericsson Stadium
2006 Season (0-1)				
Jan. 6, 2006	NFC Wild Card Game	Seattle	L 20-21	Qwest Field

NFL Playoff Record: 32-23

Home: 18-7
 Away: 9-13
 Neutral: 5-3

Wild Card Game: 4-5
 Divisional Game: 15-6

Championship Game: 8-9
 Super Bowl: 5-3

Dallas Cowboys Playoff Record vs.

Arizona 0-1	Denver 1-0	Pittsburgh 1-2
Atlanta 2-0	Detroit 1-1	San Francisco 5-2
Baltimore 0-1	Green Bay 4-2	Seattle 0-1
Buffalo 2-0	Los Angeles Rams 4-4	Tampa Bay 2-0
Carolina 0-2	Miami 1-0	Washington 0-2
Chicago 2-0	Minnesota 4-2	
Cleveland 1-2	Philadelphia 2-1	

SCORING

Player	G	TD	PAT	2PT	FG	Total
1. Smith, Emmitt (1990-99).....	17	21	-	-	-	126
2. Septien, Rafael (1978-85).....	13	-	40	-	18	94
3. Boniol, Chris (1994-96).....	7	-	24	-	13	63
4. Dorsett, Tony (1977-85).....	17	10	-	-	-	60
5. Fritsch, Toni (1971-73, 1975).....	7	-	15	-	12	51
6. Pearson, Drew (1973-83).....	22	8	-	-	-	48
Irvin, Michael (1988-95).....	13	8	-	-	-	48
8. Clark, Mike (1968-71, 73).....	8	-	14	-	9	41
9. Novacek, Jay (1990-95).....	13	6	-	-	-	36
10. Murray, Eddie (1994, 1999).....	4	-	12	-	7	33

FIELD GOALS (Min. 10 Made)

Player	G	Att	Made	Pct	Long
1. Boniol, Chris (1994-96).....	7	15	13	86.7	51
2. Septien, Rafael (1978-85).....	15	21	18	85.7	50
Fritsch, Toni (1971-73, 1975).....	7	14	12	85.7	45

PUNTING (Min. 25 Punts)

Player	G	No	Avg	Long	Blk
1. Saxon, Mike (1985-92).....	6	26	43.5	57	1
2. Jett, John (1993-96).....	10	33	42.9	59	1
3. Widby, Ron (1968-71).....	8	51	40.1	65	0
4. White, Danny (1976-83).....	17	84	36.6	53	0

PUNT RETURNS (Min. 10)

Player	G	No	Yds	Avg	Long	TD
1. Hayes, Bob (1965-74).....	15	12	151	12.6	68	0
2. Johnson, Butch (1976-83).....	17	19	208	11.0	44	0
3. Jones, James (1980-82).....	5	16	147	9.2	43	0

KICKOFF RETURNS (Min. 10)

Player	G	No	Yds	Avg	Long	TD
1. Harris, Cliff (1970-79).....	21	11	243	22.1	34	0
2. Williams, Kevin (1993-96).....	10	23	505	22.0	50	0
3. Martin, Kelvin (1987-92).....	5	11	237	21.5	39	0
4. Jones, James (1980-82, 1984-85).....	6	13	267	20.5	33	0
5. Fellows, Ron (1981-85).....	6	11	191	17.4	33	0
6. Johnson, Butch (1976-83).....	17	12	207	17.3	26	0

INTERCEPTIONS

Player	G	No	Yds	Avg	Long	TD
1. Waters, Charlie (1970-78, 1980-81)...	25	9	124	13.8	29	0
2. Thurman, Dennis (1978-85).....	13	7	126	18.0	39t	1
3. Harris, Cliff (1970-79).....	21	6	103	17.2	30	0
4. Brown, Larry (1991-95, 1998).....	14	5	105	21.0	44	0
5. Howley, Chuck (1961-73).....	11	4	89	22.3	41	0
Lewis, D.D. (1968-81).....	27	4	64	16.0	23	0
Jordan, Lee Roy (1963-76).....	19	4	34	8.5	41	0
Renfro, Mel (1964-77).....	21	4	32	8.0	19	0
9. Washington, James (1990-93).....	8	3	46	15.3	21	0
Everett, Thomas (1992-93).....	6	3	36	12.0	22	0
Woodson, Darren (1992-98).....	14	3	24	8.0	19	0
Walls, Everson (1981-85).....	7	3	20	6.7	20	0
Hughes, Randy (1975-80).....	12	3	1	0.3	1	0
Barnes, Benny (1972-82).....	21	3	0	0.0	0	0

Cowboys Individual Playoff Records

SERVICE

Most Games, Career

- 27 D.D. Lewis, 1968, 1970-81
- 26 Larry Cole, 1968-80
- 25 Charlie Waters, 1970-78, 1980-81

SCORING

POINTS

Career

- 126 Emmitt Smith, 1990-99 (21-td)
- 94 Rafael Septien, 1978-85 (40-pat, 18-g)
- 63 Chris Boniol, 1994-96 (24-pat, 13-g)

Game

- 18 Craig Baynham, vs. Cleveland, 12/24/67
- 18 Preston Pearson, @ L.A. Rams, 1/4/76
- 18 Emmitt Smith, vs. Green Bay, 1/14/96

Game, Opponent

- 18 Larry Schreiber, @ San Francisco, 12/23/72
- 17 John Kasay, @ Carolina, 1/3/04
- 14 Curt Knight, @ Washington, 12/31/72
- 14 John Kasay, @ Carolina, 1/5/97

TOUCHDOWNS

Career

- 21 Emmitt Smith, 1990-99 (19-r, 2-p)
- 10 Tony Dorsett, 1977-85 (9-r, 1-p)
- 8 Drew Pearson, 1973-83 (8-p)
- 8 Michael Irvin, 1988-98 (8-p)

Game

- 3 Craig Baynham, vs. Cleveland, 12/24/67 (2-r, 1-p)
- 3 Preston Pearson, @ L.A. Rams, 1/4/76 (3-p)
- 3 Emmitt Smith, vs. Green Bay, 1/14/96 (3-r)

Game, Opponent

- 3 Larry Schreiber, @ San Francisco, 12/23/72 (3-r)

Most Consecutive Games Scoring Touchdown

- 8 Emmitt Smith, 1993-96
- 5 Duane Thomas, 1970-71
- 3 Tony Dorsett, 1977-78
- 3 Tony Dorsett, 1981-82
- 3 Emmitt Smith, 1992
- 3 Alvin Harper, 1992-93
- 3 Jay Novacek, 1992-93

POINTS AFTER TOUCHDOWNS

Most Attempted, Career

- 40 Rafael Septien, 1978-85
- 24 Chris Boniol, 1994-96
- 15 Toni Fritsch, 1971-73, 1975

Most Attempted, Game

- 7 Danny Villanueva, vs. Cleveland, 12/24/67
- 7 Lin Elliott, vs. Buffalo, 1/31/93

Most Made, Career

- 40 Rafael Septien, 1978-85
- 24 Chris Boniol, 1994-96
- 15 Toni Fritsch, 1971-73, 1975

Most Made, Game

- 7 Danny Villanueva, vs. Cleveland, 12/24/67
- 7 Lin Elliott, vs. Buffalo, 1/31/93

Made, Opponent

- 5 Don Cockroft, vs. Cleveland, 12/28/69
- 5 Roy Gerela, vs. Pittsburgh, 1/21/79
- 5 Eddie Murray, @ Detroit, 1/5/92
- 5 Doug Brien, @ San Francisco, 1/15/95

Most Made, No Misses, Career

- 40 Rafael Septien, 1978-86
- 24 Chris Boniol, 1994-96
- 15 Toni Fritsch, 1971-73, 1975

FIELD GOALS

Most Attempted, Career

- 21 Rafael Septien, 1978-86
- 15 Chris Boniol, 1994-96
- 14 Toni Fritsch, 1972-76
- 14 Mike Clark, 1968-71, 1973

Most Attempted, Game

- 5 Efen Herrera, vs. Denver, 1/15/78
- 4 Mike Clark, @ Cleveland, 12/21/68
- 4 Chris Boniol, vs. Minnesota, 12/28/96

Most Attempted, Opponent, Game

- 6 David Ray, vs. L.A. Rams, 12/23/73
- 5 John Kasay, @ Carolina, 1/3/04
- 4 Curt Knight, @ Washington, 12/31/72
- 4 John Kasay, @ Carolina, 1/5/97

Most Made, Career

- 18 Rafael Septien, 1978-86
- 13 Chris Boniol, 1994-96
- 12 Toni Fritsch, 1972-76

Most Made, Game

- 4 Chris Boniol, vs. Minnesota, 12/28/96
- 3 7 times, last by Chris Boniol @ Carolina, 1/5/97

Most Made, Opponent, Game

- 5 John Kasay, @ Carolina, 1/3/04
- 4 Curt Knight, @ Washington, 12/31/72
- 4 John Kasay, @ Carolina, 1/5/97

Most Consecutive Field Goals Made

- 15 Rafael Septien, 1978-82
- 9 Chris Boniol, 1995-96
- 7 Efen Herrera, 1976-77
- 7 Eddie Murray, 1994, 1999

Most Consecutive Games Made

- 7 Toni Fritsch, 1972-76
- 6 Rafael Septien, 1976-78
- 5 Chris Boniol, 1995-96

Longest Field Goal

- 51 Chris Boniol, vs. Philadelphia, 1/7/96
- 50 Rafael Septien, vs. Green Bay, 1/16/83
- 50 Eddie Murray, vs. S.F., 1/23/94
- 50 Martin Gramatica, @ Seattle, 1/6/07

Longest Field Goal, Opponent

- 54 Steve Christie, vs. Buffalo, 1/30/94
- 51 Roy Gerela, vs. Pittsburgh, 1/21/79
- 50 Chris Jacke, vs. Green Bay, 1/8/95

Highest Field Goal Percentage, Career (10 made)

- 86.7 Chris Boniol, 1994-96 (15-13)
- 85.7 Rafael Septien, 1978-86 (21-18)
- 85.7 Toni Fritsch, 1972-76 (14-12)

SAFETIES

Most, Game

- 1 George Andrie and Jethro Pugh, vs. Detroit, 12/26/70
- 1 Jim Jensen, vs. L.A. Rams, 12/19/76

Most, Opponent, Game

- 1 Alan Page, @ Minnesota, 12/25/71
- 1 Reggie Harrison, vs. Pittsburgh, 1/18/76
- 1 Terry Glenn, fumble through end zone, @ Seattle, 1/6/07

RUSHING

ATTEMPTS

Career

- 349 Emmitt Smith, 1990-99
- 302 Tony Dorsett, 1977-85
- 174 Robert Newhouse, 1972-83

Game

- 35 Emmitt Smith, vs. Green Bay, 1/14/96
- 30 Duane Thomas, vs. Detroit, 12/26/70
- 30 Emmitt Smith, vs. Buffalo, 1/30/94

Opponent, Game

- 36 John Riggins, vs. Washington, 1/22/83
- 34 Eric Dickerson, @ L.A. Rams, 1/4/86
- 30 Larry Brown, @ Washington, 12/31/72

YARDS GAINED

Career

- 1,586 Emmitt Smith, 1990-99
- 1,383 Tony Dorsett, 1977-85
- 651 Robert Newhouse, 1972-83

Game

- 160 Tony Dorsett, vs. L.A. Rams, 12/28/80
- 150 Emmitt Smith, vs. Green Bay, 1/14/96
- 143 Duane Thomas, @ San Francisco, 1/3/71

Game, Opponent

- 248 Eric Dickerson, @ L.A. Rams, 1/4/86
- 194 Wilbert Montgomery, @ Philadelphia, 1/11/81
- 140 John Riggins, vs. Washington, 1/22/83
- 140 Robert Smith, @ Minnesota, 1/9/00

Longest Run

- 65 Emmitt Smith, @ Minnesota, 1/9/00
- 53 Tony Dorsett, @ L.A. Rams, 1/7/79
- 48 Calvin Hill, @ San Francisco, 12/23/72

Longest Run, Opponent

- 74 Adrian Murrell, vs. Arizona, 1/2/99
- 71 James Lofton, vs. Green Bay, 1/16/83 (TD)
- 55 Wilbert Montgomery, @ Philadelphia, 1/7/79
- 55 Eric Dickerson, vs. L.A. Rams, 12/26/83 (TD)

Most Games, 100 or More Yards

- 7 Emmitt Smith, 1990-98
- 3 Tony Dorsett, 1978-83
- 2 Duane Thomas, 1970-71

Most Consecutive Games, 100 or More Yards

- 3 Emmitt Smith, 1992
- 2 Duane Thomas, 1970-71

AVERAGE GAIN**Career (50 attempts)**

- 5.68 Roger Staubach, 1969-79 (76-432)
- 4.58 Tony Dorsett, 1977-85 (302-1,383)
- 4.54 Emmitt Smith, 1990-99 (349-1,586)

Game (10 attempts)

- 7.27 Tony Dorsett, vs. L.A. Rams, 12/28/80 (22-160)
- 6.94 Calvin Hill, @ San Francisco, 12/23/72 (18-125)
- 6.82 Emmitt Smith, vs. Minnesota, 12/28/96 (17-116)

TOUCHDOWNS**Career**

- 19 Emmitt Smith, 1990-99
- 9 Tony Dorsett, 1977-85
- 4 Duane Thomas, 1970-71

Game

- 3 Emmitt Smith, vs. Green Bay, 1/14/96
- 2 Eight times, last by Emmitt Smith, vs. Minnesota, 12/28/96

Opponent, Game

- 3 Larry Schreiber, @ San Francisco, 12/23/72
- 2 Four times, last by Eric Dickerson, @ L.A. Rams, 1/4/86

Most Consecutive Games Rushing for Touchdown

- 8 Emmitt Smith, 1993-96
- 3 Duane Thomas, 1971-72
- 3 Tony Dorsett, 1977-78
- 3 Tony Dorsett, 1981-82
- 3 Emmitt Smith, 1992

PASSING**ATTEMPTS****Career**

- 502 Troy Aikman, 1989-99
- 410 Roger Staubach, 1969-79
- 360 Danny White, 1976-88

Game

- 53 Danny White, vs. L.A. Rams, 12/26/83
- 53 Troy Aikman, @ San Francisco, 1/15/95
- 49 Troy Aikman, vs. Arizona, 1/2/99

Game, Opponent

- 50 Jim Kelly, vs. Buffalo, 1/30/94
- 49 Neil O'Donnell, vs. Pittsburgh, 1/28/96
- 45 Brett Favre, vs. Green Bay, 1/16/94
- 45 Steve Young, vs. San Francisco, 1/22/94

Career

- 320 Troy Aikman, 1989-99
- 223 Roger Staubach, 1969-79
- 206 Danny White, 1976-88

Game

- 32 Danny White, vs. L.A. Rams, 12/26/83
- 30 Troy Aikman, @ San Francisco, 1/15/95
- 28 Troy Aikman, vs. Green Bay, 1/16/94

Opponent, Game

- 31 Jim Kelly, vs. Buffalo, 1/30/94
- 29 Erik Kramer, @ Detroit, 1/5/92
- 28 Brett Favre, vs. Green Bay, 1/16/94
- 28 Neil O'Donnell, vs. Pittsburgh, 1/28/96

Consecutive Passes Completed

- 10 Troy Aikman, vs. Pittsburgh, 1/28/96
- 8 Danny White, vs. Green Bay, 1/16/83
- 8 Troy Aikman, vs. Buffalo, 1/31/93

COMPLETION PERCENTAGE**Career (150 attempts)**

- 63.75 Troy Aikman, 1989-99 (320 of 502)
- 57.22 Danny White, 1976-88 (206 of 360)
- 54.39 Roger Staubach, 1969-79 (223 of 410)

Game (20 attempts)

- 76.67 Troy Aikman, vs. Green Bay, 1/8/95 (23 of 30)
- 75.68 Troy Aikman, vs. Green Bay, 1/16/94 (28 of 37)
- 73.33 Troy Aikman, vs. Buffalo, 1/31/93 (22 of 30)

YARDS GAINED**Career**

- 3,849 Troy Aikman, 1989-99
- 2,791 Roger Staubach, 1969-79
- 2,284 Danny White, 1976-88

Game

- 380 Troy Aikman, @ San Francisco, 1/15/95
- 337 Troy Aikman, vs. Green Bay, 1/8/95
- 330 Danny White, vs. L.A. Rams, 12/26/83

Game, Opponent

- 341 Erik Kramer, @ Detroit, 1/5/92
- 332 Lynn Dickey, vs. Green Bay, 1/16/83
- 320 Steve Bartkowski, @ Atlanta, 1/4/81

Most Games, 300 or More Passing Yards, Career

- 4 Troy Aikman, 1991-95
- 3 Danny White, 1976-88

Longest Pass Completion (All TDs)

- 94 Troy Aikman (to Harper), vs. Green Bay, 1/8/95
- 86 Don Meredith (to Hayes), vs. Cleveland, 12/24/67
- 83 Roger Staubach (to D. Pearson), vs. L.A. Rams, 12/23/73

Opponent, Longest Pass Completion**(All TDs except as noted)**

- 75 Frank Ryan (to Paul Warfield), vs. Cleveland, 12/24/67
- 75 John Unitas (to John Mackey), vs. Baltimore, 1/17/71
- 75 Doug Williams (to Jimmie Giles), vs. Tampa Bay, 1/2/82 (no TD)

TOUCHDOWNS**Career**

- 24 Roger Staubach, 1969-79
- 23 Troy Aikman, 1989-98
- 15 Danny White, 1976-88

Game

- 4 Roger Staubach, @ L.A. Rams, 1/4/76
- 4 Troy Aikman, vs. Buffalo, 1/31/93

Opponent, Game

- 4 Bart Starr, vs. Green Bay, 1/1/67
- 4 Terry Bradshaw, vs. Pittsburgh, 1/21/79

Most Consecutive Games, Touchdown Pass

- 5 Troy Aikman, 1992-93
- 5 Troy Aikman, 1994-95
- 4 Danny White, 1982-83

HAD INTERCEPTED**Career**

- 19 Roger Staubach, 1969-79
- 17 Troy Aikman, 1989-99
- 16 Danny White, 1976-88

Game

- 4 Roger Staubach, vs. Minnesota, 12/30/73
- 3 Ten times, last Troy Aikman, vs. Arizona, 1/2/99

Opponent, Game

- 4 Bob Avellini, vs. Chicago, 12/26/77
- 4 Craig Morton, vs. Denver, 1/15/78
- 4 Doug Williams, vs. Tampa Bay, 1/2/82

Most Consecutive Passes Attempted, None Intercepted

- 111 Troy Aikman, 1991-93
- 102 Roger Staubach, 1969-1973
- 88 Troy Aikman, 1994-96

Most Attempts, No Interceptions, Game

- 34 Troy Aikman, @ San Francisco, 1/17/93
- 33 Troy Aikman, vs. Green Bay, 1/14/96
- 30 Troy Aikman, vs. Buffalo, 1/31/93

Most Attempts, No Interceptions, Opponent

- 38 Erik Kramer, @ Detroit, 1/5/92
- 30 Vince Ferragamo, vs. L.A. Rams, 12/26/83
- 30 Randall Cunningham, vs. Philadelphia, 1/10/93

TIMES SACKED**Game**

- 7 Roger Staubach, vs. L.A. Rams, 12/23/73
- 7 Roger Staubach, vs. Pittsburgh, 1/18/76
- 5 Five times, last by Danny White, @ L.A. Rams, 1/4/86

Opponent, Game

- 5 John Hadl, vs. L.A. Rams, 12/23/73
- 5 Ron Jaworski, vs. L.A. Rams, 1/4/76
- 5 Steve Bartkowski, @ Atlanta, 12/30/78
- 5 Randall Cunningham, vs. Philadelphia, 1/10/93

PASS RECEIVING

RECEPTIONS

Career

- 87 Michael Irvin, 1988-98
- 67 Drew Pearson, 1973-83
- 62 Jay Novacek, 1990-95

Game

- 12 Michael Irvin, @ San Francisco, 1/15/95
- 11 Jay Novacek, vs. Green Bay, 1/8/95
- 9 Tony Hill, vs. L.A. Rams, 12/26/83
- 9 Michael Irvin, vs. Green Bay, 1/16/94

Opponent, Game

- 10 Andre Hastings, vs. Pittsburgh, 1/28/96
- 9 Tom Waddle, @ Chicago, 12/29/91
- 9 Edgar Bennett, vs. Green Bay, 1/16/94

Most Consecutive Games, Pass Reception

- 22 Drew Pearson, 1973-83
- 16 Michael Irvin, 1991-98
- 13 Jay Novacek, 1991-95

YARDS

Career

- 1,315 Michael Irvin, 1988-98
- 1,105 Drew Pearson, 1973-83
- 655 Alvin Harper, 1991-94

Game

- 192 Michael Irvin, @ San Francisco, 1/15/95
- 163 Raghib Ismail, @ Minnesota, 1/9/00
- 144 Bob Hayes, vs. Cleveland, 12/24/67

Game, Opponent

- 161 Lynn Swann, vs. Pittsburgh, 1/18/76
- 152 Andre Reed, vs. Buffalo, 1/31/93
- 146 Charlie Taylor, vs. Washington, 12/31/72

Longest Pass Reception (All TDs)

- 94 Alvin Harper (from Aikman), vs. Green Bay, 1/8/95
- 86 Bob Hayes (from Meredith), vs. Cleveland, 12/24/67
- 83 Drew Pearson (from Staubach), vs. L.A. Rams, 12/23/73

Longest Pass Reception, Opponent

- 75 Paul Warfield (from Frank Ryan), vs. Cleveland, 12/24/67 (TD)
- 75 John Mackey (from Johnny Unitas), vs. Baltimore, 1/17/71 (TD)
- 75 Jimmie Giles (from Doug Williams), vs. Tampa Bay, 1/2/82

Most Games, 100 or More Yards Receiving, Career

- 6 Michael Irvin, 1988-98
- 2 Tony Hill, 1977-86
- 2 Alvin Harper, 1991-94

AVERAGE GAIN

Career (20 receptions)

- 27.3 Alvin Harper, 1991-94 (24-655)
- 16.5 Drew Pearson, 1973-83 (67-1,105)
- 15.8 Butch Johnson, 1976-83 (25-394)

Game (3 receptions)

- 39.0 Alvin Harper, @ San Francisco, 1/17/93 (3-117)
- 34.0 Frank Clarke, vs. Green Bay, 1/1/67 (3-102)
- 29.3 Alvin Harper, @ Chicago, 12/29/91 (3-88)

TOUCHDOWNS

Career

- 8 Drew Pearson, 1973-83
- 8 Michael Irvin, 1988-98
- 6 Jay Novacek, 1990-95

Game

- 3 Preston Pearson, @ L.A. Rams, 1/4/76

Game, Opponent

- 2 Eight times, last by Jeremy Stevens, @ Seattle, 1/6/07

Most Consecutive Games, Touchdown

- 3 Alvin Harper, 1992-93
- 3 Jay Novacek, 1992-93
- 3 Michael Irvin, 1994-95

RUSHING-RECEIVING

ATTEMPTS

Career

- 395 Emmitt Smith, 1990-99 (349-ru, 46-re)
- 348 Tony Dorsett, 1977-85 (302-ru, 46-re)
- 188 Robert Newhouse, 1972-83 (174-ru, 14-re)

Game

- 37 Emmitt Smith, vs. Green Bay, 1/14/96 (35-ru, 2-re)
- 34 Emmitt Smith, vs. Buffalo, 1/30/94 (ru-30, re-4)
- 30 Tony Dorsett, vs. Green Bay, 1/16/83 (ru-27, re-3)

YARDS

Career

- 1,928 Emmitt Smith, 1990-99 (1,586-ru, 342-re)
- 1,786 Tony Dorsett, 1977-85 (1,383-ru, 403-re)
- 1,315 Michael Irvin, 1988-98 (0-ru, 1,315-re)

Game

- 192 Michael Irvin, @ San Francisco, 1/15/95 (re-192)
- 188 Tony Dorsett, vs. L.A. Rams, 12/28/80 (ru-160, re-28)
- 173 Emmitt Smith, @ San Francisco, 1/17/93 (ru-114, re-59)

PUNTING

PUNTS

Career (25 punts)

- 84 Danny White, 1976-85
- 51 Ron Widby, 1968-71
- 33 John Jett, 1993-96

Game

- 9 Ron Widby, vs. Baltimore, 1/17/71
- 8 Five times, last by Danny White, vs. L.A. Rams, 12/30/79

Game, Opponent

- 8 Donny Anderson, @ Green Bay, 12/31/67
- 8 Herman Weaver, vs. Detroit, 12/26/70
- 8 Neil Clabo, @ Minnesota, 1/1/78
- 8 Tom Hutton, vs. Philadelphia, 1/17/96
- 8 Scott Player, vs. Arizona, 1/2/99

Longest Punt

- 65 Ron Widby, vs. Detroit, 12/26/70
- 62 Mat McBriar, @ Seattle, 1/6/07
- 60 Ron Widby, vs. San Francisco, 1/2/72

Longest Punt, Opponent

- 64 Dave Chapple, vs. L.A. Rams, 12/23/73
- 62 Craig Henrich, vs. Green Bay, 1/8/95
- 61 Herman Weaver, vs. Detroit, 12/26/70

AVERAGE GROSS YARDS

Career (25 punts)

- 43.5 Mike Saxon, 1985-92
- 42.9 John Jett, 1993-96
- 40.1 Ron Widby, 1968-71

Game (4 punts)

- 48.4 Mat McBriar, @ Seattle, 1/6/07 (5-242)
- 46.9 Mike Saxon, @ L.A. Rams, 1/4/86 (7-328)
- 46.7 Marv Bateman, vs. L.A. Rams, 12/23/73 (7-327)

Game, Opponent (4 punts)

- 48.8 Herman Weaver, vs. Detroit, 12/26/70 (8-391)
- 48.4 Todd Sauerbrun, @ Carolina, 1/3/04 (5-242)
- 45.5 Klaus Wilmsmeyer, vs. San Francisco, 1/23/94 (4-182)

HAD BLOCKED

Career

- 1 Mike Saxon, 1986-1992
- 1 John Jett, 1993-95

Most Consecutive Punts, None Blocked

- 84 Danny White, 1976-83
- 60 Ron Widby, 1968-72
- 24 Marv Bateman, 1972-75

Career

- 21 Danny White, 1976-83
- 9 Ron Widby, 1968-72
- 8 John Jett, 1993-96

Game

- 4 Toby Gowin, vs. Arizona, 1/2/99
- 3 Four times, last by Danny White, vs. L.A. Rams, 12/30/79

PUNT RETURNS

RETURNS

Career
 19 Butch Johnson, 1976-83
 16 James Jones, 1980-82
 12 Bob Hayes, 1965-74

Game
 5 James Jones, vs. L.A. Rams, 12/28/80
 5 Ron Fellows, vs. Tampa Bay, 1/9/83
 4 Seven times, last by Joey Galloway, @ Carolina, 1/3/04

Game, Opponent
 6 John Sciarra, @ Philadelphia, 1/11/81
 5 Lem Barney, vs. Detroit, 12/26/70

FAIR CATCHES

Career
 10 Bob Hayes, 1966-72
 8 Lance Rentzel, 1967-69
 8 Cliff Harris, 1970-79

Game
 4 Lance Rentzel, @ Cleveland, 12/21/68
 4 Cliff Harris, @ San Francisco, 12/23/72
 3 Lance Rentzel, @ Green Bay, 12/31/67
 3 Golden Richards, vs. Pittsburgh, 1/18/76
 3 Gordon Banks, @ L.A. Rams, 1/4/86

Game, Opponent
 4 Bobby Bryant, @ Minnesota, 12/25/71
 3 Bobby Bryant, vs. Minnesota, 12/30/73

YARDS GAINED

Career
 208 Butch Johnson, 1976-83
 151 Bob Hayes, 1965-74
 147 James Jones, 1980-82

Game
 141 Bob Hayes, vs. Cleveland, 12/24/67
 81 James Jones, vs. L.A. Rams, 12/20/80
 64 Butch Johnson, vs. L.A. Rams, 12/19/76

Game, Opponent
 69 John Sciarra, @ Philadelphia, 1/11/81
 59 Reggie Brooks, vs. Green Bay, 1/16/94
 54 Antonio Freeman, vs. Green Bay, 1/14/96

Longest Punt Return
 68 Bob Hayes, vs. Cleveland, 12/24/67
 64 Bob Hayes, vs. Cleveland, 12/24/67
 63 Golden Richards, vs. Minnesota, 12/30/73 (TD)

Longest Punt Return, Opponent
 43 Reggie Brooks, vs. Green Bay, 1/16/94
 39 Antonio Freeman, vs. Green Bay, 1/14/96
 30 Jim Bertelsen, vs. Rams, 12/23/73

AVERAGE YARDAGE

Career (10 returns)
 12.6 Bob Hayes, 1965-74 (12-151)
 11.0 Butch Johnson, 1976-83 (19-208)
 9.2 James Jones, 1980-82 (16-147)

Game (3 returns)
 47.0 Bob Hayes, vs. Cleveland, 12/24/67 (3-141)
 16.2 James Jones, vs. L.A. Rams, 12/20/80 (5-81)
 16.0 Butch Johnson, vs. L.A. Rams, 12/19/76 (4-64)

Game, Opponents (3 returns)
 13.5 Antonio Freeman, vs. Green Bay, 1/14/96 (4-54)
 13.0 Jim Bertelsen, vs. L.A. Rams, 1/23/73 (4-52)
 11.5 John Sciarra, @ Philadelphia, 1/11/81 (6-69)

TOUCHDOWNS

Game
 1 Golden Richards, vs. Minnesota, 12/30/73

Game, Opponent
 None

KICKOFF RETURNS

RETURNS

Career
 23 Kevin Williams, 1993-96
 13 James Jones, 1980-82, 1984-85
 12 Butch Johnson, 1976-83

Game
 7 Michael Bates, @ Carolina 1/3/04
 6 Kevin Williams, @ San Francisco, 1/15/95
 5 Mel Renfro, vs. Green Bay, 1/1/67
 5 Tyrone Hughes, vs. Arizona, 1/2/99

Game, Opponent
 7 Del Rodgers, vs. Green Bay, 1/16/83
 7 Antonio Freeman, vs. Green Bay, 1/14/96

YARDS

Career
 505 Kevin Williams, 1993-96
 267 James Jones, 1980-82, 1984-85
 243 Cliff Harris, 1970-79

Game
 172 Michael Bates, @ Carolina 1/3/04
 136 Miles Austin, @ Seattle, 1/6/07
 130 Kevin Williams, @ San Francisco, 1/15/95

Game, Opponent
 155 Michael Bates, @ Carolina, 1/5/97
 148 Del Rodgers, vs. Green Bay, 1/16/83
 148 Antonio Freeman, vs. Green Bay, 1/14/96

Longest Kickoff Return
 93 Miles Austin, @ Seattle, 1/6/07 (TD)
 89 Rod Hill, vs. Green Bay, 1/9/83
 50 Kevin Williams, vs. Buffalo, 1/30/94

Longest Kickoff Return, Opponent
 97 Vic Washington, vs. San Francisco, 12/23/72 (TD)
 67 Rick Upchurch, vs. Denver, 1/15/78
 61 Clinton Jones, @ Minnesota, 12/25/71

AVERAGE YARDAGE

Career (10 returns)
 22.1 Cliff Harris, 1970-79 (11-243)
 22.0 Kevin Williams, 1993-96 (23-505)
 21.5 Kelvin Martin, 1987-92 (11-237)

Game (3 returns)
 45.3 Miles Austin, @ Seattle, 1/6/07 (3-136)
 39.3 Rod Hill, vs. Green Bay, 1/9/83 (3-118)
 29.3 Kevin Williams, vs. Green Bay, 1/8/95 (3-88)

Game, Opponent (3 returns)
 45.3 Vic Washington, vs. San Francisco, 12/23/72 (3-136)
 31.3 Rick Upchurch, vs. Denver, 1/15/78 (3-94)
 31.0 Michael Bates, @ Carolina, 1/5/97 (5-155)

TOUCHDOWNS

Game
 1 Miles Austin, @ Seattle, 1/6/07

Game, Opponent
 1 Vic Washington, vs. San Francisco, 12/23/72

INTERCEPTIONS BY

INTERCEPTIONS

Career
 9 Charlie Waters, 1970-78, 80-81
 7 Dennis Thurman, 1978-85
 6 Cliff Harris, 1970-79

Game
 3 Charlie Waters, vs. Chicago, 12/26/77
 3 Dennis Thurman, vs. Green Bay, 1/16/83
 2 Seven times, last by Larry Brown, vs. Pittsburgh, 1/28/96

Game, Opponent
 2 Skip Vanderhurd, @ San Francisco, 12/23/72
 2 Bobby Bryant, vs. Minnesota, 12/30/73
 2 Eric Davis, @ San Francisco, 1/15/95
 2 Aeneas Williams, vs. Arizona, 12/9/99

Most Consecutive Games Intercept Pass
 3 Mel Renfro, 1970
 3 Randy Hughes, 1977-78

YARDS GAINED

Career
 126 Dennis Thurman, 1978-85
 124 Charlie Waters, 1970-78, 80-81
 105 Larry Brown, 1991-95

Game
 77 Larry Brown, vs. Pittsburgh, 1/28/96
 68 Thomas Henderson, @ L.A. Rams, 1/7/79
 60 Cornell Green, vs. Cleveland, 1/24/67

Game, Opponent
 94 LeRoy Irvin, vs. L.A. Rams, 12/26/83
 88 Walt Sumner, vs. Cleveland, 12/28/69
 63 Bobby Bryant, vs. Minnesota, 12/30/73

Longest Return (all TDs except as noted)
 68 Thomas Henderson, @ L.A. Rams, 1/7/79
 60 Cornell Green, vs. Cleveland, 1/24/67
 44 Larry Brown, vs. Pittsburgh, 1/28/96 (no TD)

Longest Return, Opponents (all TDs except as noted)
 94 LeRoy Irvin, vs. L.A. Rams, 12/26/83 (no TD)
 88 Walt Sumner, vs. Cleveland, 12/28/64
 63 Bobby Bryant, vs. Minnesota, 12/30/73

FUMBLES

OPPONENTS' FUMBLES RECOVERED

- Career**
 4 Cliff Harris, 1970-79
 3 Charlie Waters, 1970-78, 1980-81

- Game**
 2 Charlie Waters, vs. Detroit, 12/26/70
 2 Harvey Martin, vs. Minnesota, 1/1/78
 2 Randy Hughes, vs. Denver, 1/15/78
 2 Jimmie Jones, vs. Buffalo, 1/31/93

Longest Fumble Returns (All TDs except as noted)

- 64 Leon Lett, vs. Buffalo, 1/31/93 (no TD)
 46 James Washington, vs. Buffalo, 1/30/94
 44 Chuck Howley, @ Cleveland, 12/21/68

Longest Fumble Returns, Opponent (All TDs)

- 60 Hugh Green, vs. Tampa Bay, 1/9/83
 18 Jim Grabowski, vs. Green Bay, 1/1/67

OPPONENTS' FUMBLE RETURNED FOR TOUCHDOWNS

- Career**
 1 George Andrie, 1962-72
 1 Chuck Howley, 1961-73
 1 Mike Hegman, 1976-88
 1 Ken Norton, 1989-93
 1 Jimmie Jones, 1990-93
 1 James Washington, 1990-93

SACKS

TOTAL SACKS

- Game**
 3 Tony Casillas, @ San Francisco, 1/17/93
Game, Opponent
 3 Gary Jeter, @ L.A. Rams, 1/4/86

BLOCKED KICKS

BLOCKED PUNTS

- Game**
 1 Darrick Brownlow, vs. Chicago, 12/29/91
Game, Opponent
 1 Steve Tasker, vs. Buffalo, 1/31/93
 1 Bernardo Harris, vs. Green Bay, 1/14/96

Cowboys Team Playoff Records

SINGLE GAME

SCORING

Most Points

- 52 vs. Cleveland, 12/24/67 (Dallas 52, Cleveland 14)
 52 vs. Buffalo, 1/31/93 (Dallas 52, Buff. 17)
 40 vs. Minnesota, 12/28/96 (Dallas 40, Minn. 15)

Most Points, Opponent

- 38 vs. Cleveland, 12/28/69 (Cleveland 38, Dallas 14)
 38 @ Detroit, 1/5/92 (Detroit 38, Dallas 6)
 38 @ San Francisco, 1/15/95 (S.F. 38, Dallas 28)

Fewest Points

- 0 @ L.A. Rams, 1/4/86 (L.A. Rams 20, Dallas 0)
 3 @ Washington, 12/31/72 (Wash. 26, Dallas 3)
 6 @ Detroit, 1/5/92 (Detroit 38, Dallas 6)

Fewest Points, Opponent

- 0 vs. Detroit, 12/26/70 (Dallas 5, Detroit 0)
 0 @ L.A. Rams, 1/7/79 (Dallas 28, L.A. Rams 0)
 0 vs. Tampa Bay, 1/2/82 (Dallas 38, Tampa Bay 0)

Most Decisive Win

- 38 vs. Tampa Bay, 1/2/82 (Dallas 38, Tampa Bay 0)
 38 vs. Cleveland, 12/24/67 (Dallas 52, Cleveland 14)
 35 vs. Buffalo, 1/31/93 (Dallas 52, Buff. 17)

Most Decisive Loss

- 32 @ Detroit, 1/5/92 (Detroit 38, Dallas 6)
 24 vs. Cleveland, 12/28/69 (Cleveland 38, Dallas 14)
 23 @ Washington, 12/31/72 (Washington 26, Dallas 3)

Most Points, Both Teams

- 69 vs. Buffalo, 1/31/93 (Dallas 52, Buff. 17)
 66 vs. Cleveland, 12/24/67 (Dallas 52, Cleveland 14)
 66 vs. Pittsburgh, 1/21/79 (Pittsburgh 35, Dallas 31)
 66 @ San Francisco, 1/15/95 (S.F. 38, Dallas 28)

FIRST DOWNS

Most First Downs

- 29 vs. L.A. Rams, 12/28/80
 29 vs. Tampa Bay, 1/9/83
 29 @ San Francisco, 1/15/95

Most First Downs, Opponent

- 26 @ San Francisco, 1/10/82
 26 @ Chicago, 12/29/91
 25 vs. Pittsburgh, 1/28/96

Most First Downs, Both Teams

- 48 @ San Francisco, 1/17/93
 48 @ San Francisco, 1/15/95
 47 vs. San Francisco, 1/23/94

Fewest First Downs

- 8 @ Washington, 12/31/72
 9 vs. Minnesota, 12/30/73
 9 vs. Baltimore, 1/17/71

Fewest First Downs, Opponent

- 7 vs. Detroit, 12/26/70
 8 vs. Tampa Bay, 1/9/83
 9 vs. San Francisco, 1/2/72
 9 @ L.A. Rams, 1/4/76

Fewest First Downs, Both Teams

- 21 vs. Detroit, 12/26/70
 23 vs. Baltimore, 1/17/71
 24 @ Washington, 12/31/72

Most First Downs, Rushing

- 19 vs. L.A. Rams, 12/28/80
 16 @ San Francisco, 1/3/71
 16 vs. Minnesota, 12/28/96

Most First Downs, Rushing, Opponent

- 14 vs. Minnesota, 12/30/73
 13 @ Philadelphia, 1/11/81
 12 @ Chicago, 12/29/91

Fewest First Downs, Rushing

- 2 @ Washington, 1/22/83
 3 Four times, last @ Carolina, 1/3/04

Fewest First Downs, Rushing, Opponent

- 1 @ L.A. Rams, 1/4/76
 2 Six times, last vs. Arizona, 1/2/99

Most First Downs, Passing

- 20 vs. L.A. Rams, 12/26/83
 19 vs. Tampa Bay, 1/2/82
 19 @ Washington, 1/22/83

Most First Downs, Passing, Opponent

- 19 @ Detroit, 1/5/92
 17 @ San Francisco, 1/10/82
 16 Three times, last vs. Green Bay, 1/16/94

Fewest First Downs, Passing

- 3 vs. Detroit, 12/26/70
 3 @ Washington, 12/31/72
 4 vs. L.A. Rams, 12/23/73

Fewest First Downs, Passing, Opponent

- 1 vs. Denver, 1/15/78
 3 vs. L.A. Rams, 1/4/86
 4 vs. Atlanta, 12/30/78
 4 vs. Tampa Bay, 1/9/83

Most First Downs, Penalty

- 4 @ Carolina, 1/5/97
- 3 vs. Green Bay, 1/8/95
- 3 @ San Francisco, 1/15/95
- 3 vs. Arizona, 1/2/99

Most First Downs, Penalty, Opponent

- 4 vs. Baltimore, 1/17/71
- 4 vs. Buffalo, 1/31/93
- 4 @ Seattle, 1/6/07

NET YARDS GAINED RUSHING AND PASSING**Most Yards Gained**

- 528 vs. L.A. Rams, 12/28/80
- 456 vs. Tampa Bay, 1/9/83
- 451 @ San Francisco, 1/15/95

Most Yards Gained, Opponent

- 466 vs. Green Bay, 1/6/83
- 421 @ Detroit, 1/5/92
- 415 @ San Francisco, 1/17/93

Most Yards Gained, Both Teams

- 841 vs. Green Bay, 1/6/83
- 831 @ San Francisco, 1/17/93
- 788 vs. L.A. Rams, 12/28/80

Fewest Yards Gained

- 153 vs. Minnesota, 12/30/73
- 169 @ Washington, 12/31/72
- 183 vs. Minnesota, 12/25/71

Fewest Yards Gained, Opponent

- 118 @ L.A. Rams, 1/4/76
- 156 vs. Detroit, 12/26/70
- 156 vs. Denver, 1/15/78

Fewest Yards Gained, Both Teams

- 387 @ Green Bay, 12/31/67
- 387 vs. Detroit, 12/26/70
- 459 vs. Minnesota, 12/30/73

RUSHING**ATTEMPTS****Most Rushing Attempts**

- 51 @ San Francisco, 1/3/71
- 50 vs. Detroit, 12/26/70
- 50 @ L.A. Rams, 1/4/76

Most Rushing Attempts, Opponent

- 49 vs. L.A. Rams, 12/19/76
- 47 vs. Minnesota, 12/30/73
- 46 vs. Pittsburgh, 1/18/76

Fewest Rushing Attempts

- 16 @ Minnesota, 1/9/00
- 18 @ L.A. Rams, 1/4/86
- 18 @ Carolina, 1/3/04

Fewest Rushing Attempts, Opponent

- 12 vs. Green Bay, 1/14/96
- 13 vs. Green Bay, 1/16/94
- 15 vs. Minnesota, 12/28/96

YARDS**Most Yards Gained Rushing**

- 338 vs. L.A. Rams, 12/28/80
- 255 vs. Minnesota, 12/28/96
- 252 vs. Miami, 1/16/72

Most Yards Gained Rushing, Opponent

- 269 @ L.A. Rams, 1/4/86
- 263 @ Philadelphia, 1/11/81
- 203 vs. Minnesota, 12/30/73

Most Yards Gained Rushing, Both Teams

- 430 vs. L.A. Rams, 12/28/80
- 349 @ Philadelphia, 1/11/81
- 337 vs. Cleveland, 12/24/67

Fewest Yards Gained Rushing

- 56 vs. Pittsburgh, 1/28/96
- 61 @ L.A. Rams, 1/4/86
- 63 vs. L.A. Rams, 12/26/83

Fewest Yards Gained Rushing, Opponent

- 22 vs. L.A. Rams, 12/19/76
- 31 vs. Green Bay, 1/16/94
- 48 vs. Green Bay, 1/14/96

Fewest Yards Gained Rushing, Both Teams

- 128 vs. Green Bay, 1/16/94
- 157 vs. L.A. Rams, 12/26/83
- 159 vs. Pittsburgh, 1/28/96

PASSING**ATTEMPTS****Most Passes Attempted**

- 53 vs. L.A. Rams, 12/26/83
- 53 @ San Francisco, 1/15/95
- 49 vs. Arizona, 1/2/99

Most Passes Attempted, Opponent

- 50 vs. Buffalo, 1/30/94
- 49 vs. Pittsburgh, 1/28/96
- 46 vs. Green Bay, 1/8/95

Most Passes Attempted, Both Teams

- 85 vs. Arizona, 1/2/99
- 84 vs. L.A. Rams, 12/26/83
- 82 vs. Green Bay, 1/16/94
- 82 @ San Francisco, 1/15/95

Fewest Passes Attempted

- 14 @ Minnesota, 12/25/71
- 14 vs. Chicago, 12/24/77
- 15 vs. Cleveland, 12/24/67

Fewest Passes Attempted, Opponent

- 18 @ Washington, 12/31/72
- 19 vs. Pittsburgh, 1/18/76
- 20 vs. Detroit, 12/26/70

Fewest Passes Attempted, Both Teams

- 38 vs. Detroit, 12/26/70
- 39 @ Washington, 12/31/72
- 39 vs. L.A. Rams, 12/23/73

COMPLETIONS**Most Passes Completed**

- 32 vs. L.A. Rams, 12/26/83
- 30 @ San Francisco, 1/15/95
- 28 vs. Green Bay, 1/16/94

Most Passes Completed, Opponent

- 31 vs. Buffalo, 1/30/94
- 29 @ Detroit, 1/5/92
- 28 vs. Green Bay, 1/16/94
- 28 vs. Pittsburgh, 1/28/96

Most Passes Completed, Both Teams

- 56 vs. Green Bay, 1/16/94
- 50 vs. Buffalo, 1/30/94
- 49 @ San Francisco, 1/17/93

Fewest Passes Completed

- 4 vs. Detroit, 12/26/70
- 7 @ San Francisco, 1/3/71
- 8 vs. L.A. Rams, 12/23/73
- 8 vs. Chicago, 12/26/77

Fewest Passes Completed, Opponent

- 6 @ L.A. Rams, 1/4/86
- 7 Detroit, 12/26/70
- 7 vs. L.A. Rams, 12/23/73

Fewest Passes Completed, Both Teams

- 11 vs. Detroit, 12/26/70
- 15 vs. L.A. Rams, 12/23/73
- 21 vs. L.A. Rams, 12/30/79
- 21 @ Philadelphia, 1/11/81

YARDS**Most Yards Gained Passing**

- 352 @ San Francisco, 1/15/95
- 330 vs. Green Bay, 1/8/95
- 310 @ Atlanta, 1/4/81

Most Yards Gained Passing, Opponent

- 337 @ Detroit, 1/5/92
- 327 vs. Green Bay, 1/16/94
- 308 vs. Green Bay, 1/16/83

Most Yards Gained Passing, Both Teams

- 611 vs. Green Bay, 1/16/94
- 596 @ San Francisco, 1/17/93
- 595 @ Atlanta, 1/4/81

Fewest Yards Gained, Passing

- 22 vs. Detroit, 12/26/70
- 63 vs. Minnesota, 12/30/73
- 72 vs. San Francisco, 12/27/72

Fewest Yards Gained, Passing, Opponent

- 35 vs. Denver, 1/15/78
- 47 @ L.A. Rams, 1/4/86
- 52 vs. Atlanta, 12/30/78

Fewest Yards Gained, Passing, Both Teams, Game

- 102 vs. Detroit, 12/26/70
- 166 vs. Minnesota, 12/30/73
- 193 @ Philadelphia, 1/11/81

SACKS

TOTAL SACKS

- Most Sacks**
- 8 @ Green Bay, 12/31/67
 - 5 Eight times, last vs. Philadelphia, 1/7/96

- Most Sacks, Opponent**
- 7 vs. L.A. Rams, 12/23/73
 - 7 vs. Pittsburgh, 1/18/76
 - 6 vs. San Francisco, 1/2/72

SACK YARDAGE

- Most Sack Yardage**
- 76 @ Green Bay, 12/31/67
 - 51 @ L.A. Rams, 1/4/76
 - 45 vs. Philadelphia, 1/10/93

- Most Sack Yardage, Opponent**
- 52 vs. Pittsburgh, 1/21/79
 - 44 vs. L.A. Rams, 12/23/73
 - 42 vs. Pittsburgh, 1/18/76

INTERCEPTIONS

TOTAL INTERCEPTIONS

- Most Interceptions**
- 5 @ L.A. Rams, 1/7/79
 - 4 Five times, last vs. Buffalo, 1/31/93

- Most Interceptions, Opponent**
- 4 @ Cleveland, 12/21/68
 - 4 vs. Minnesota, 12/30/73
 - 3 Nine times, last vs. Arizona, 1/2/99

YARDS

- Most Yards**
- 123 @ L.A. Rams, 1/7/79
 - 77 vs. Pittsburgh, 1/28/96
 - 76 vs. Chicago, 12/26/77

- Most Yards, Opponent**
- 123 vs. Cleveland, 12/28/69
 - 122 @ Carolina, 1/5/97
 - 111 vs. L.A. Rams, 12/26/83

PUNTING

TOTAL PUNTS

- Most Punts**
- 9 vs. Baltimore, 1/17/71
 - 8 Five times, last vs. L.A. Rams, 12/30/79

- Most Punts, Opponent**
- 8 @ Green Bay, 12/31/67
 - 8 vs. Detroit, 12/26/70
 - 8 vs. Minnesota, 1/1/78
 - 8 vs. Philadelphia, 1/7/96
 - 8 vs. Arizona, 1/2/99

- Fewest Punts**
- 1 @ San Francisco, 1/15/95
 - 1 vs. Minnesota, 12/28/96
 - 2 vs. Cleveland, 12/24/67
 - 2 vs. L.A. Rams, 12/28/80

- Fewest Punts, Opponent**
- 1 vs. Cleveland, 12/28/69
 - 1 @ Chicago, 12/29/91
 - 1 @ San Francisco, 1/17/93
 - 1 @ Carolina, 1/5/97

AVERAGE YARDAGE

- Highest Average Distance, Punting (4 punts)**
- 48.4 @ Seattle, 1/6/07
 - 46.9 @ L.A. Rams, 1/4/86
 - 46.7 vs. L.A. Rams, 12/23/73

- Highest Average Distance, Punting, Opponent (4 punts)**
- 48.8 vs. Detroit, 12/26/70
 - 48.4 @ Carolina, 1/3/04
 - 46.2 @ Detroit, 1/5/92

PUNT RETURNS

TOTAL RETURNS

- Most Punt Returns**
- 5 vs. Minnesota, 1/1/78
 - 5 vs. L.A. Rams, 12/28/80
 - 5 vs. Tampa Bay, 1/9/83
- Most Punt Returns, Opponent**
- 6 vs. Detroit, 12/26/70
 - 6 @ Philadelphia, 1/11/81
 - 5 Four times, last vs. Pittsburgh, 1/18/76

YARDS GAINED

- Most Yards, Punt Returns**
- 155 vs. Cleveland, 12/24/67
 - 81 vs. L.A. Rams, 12/28/80
 - 64 vs. L.A. Rams, 12/19/76
- Most Yards, Punt Returns, Opponent**
- 69 @ Philadelphia, 1/11/81
 - 59 vs. Green Bay, 1/16/94
 - 54 vs. Green Bay, 1/14/96

KICKOFF RETURNS

TOTAL RETURNS

- Most Kickoff Returns**
- 8 @ Carolina, 1/3/04
 - 7 @ San Francisco, 1/15/95
 - 6 Six times, last @ Carolina, 1/5/97
- Most Kickoff Returns, Opponent**
- 8 @ L.A. Rams, 1/4/76
 - 8 vs. Chicago, 12/28/77
 - 8 vs. Minnesota, 12/28/96

YARDS GAINED

- Most Yards, Kickoff Returns**
- 179 @ Carolina, 1/3/04
 - 173 vs. Green Bay, 1/16/83
 - 160 @ Seattle, 1/6/07
- Most Yards, Kickoff Returns, Opponent**
- 188 @ Minnesota, 12/25/71
 - 173 vs. Denver, 1/15/78
 - 167 @ L.A. Rams, 1/4/76

FUMBLES

TOTAL FUMBLES

- Most Fumbles**
- 6 vs. Denver, 1/15/78
 - 6 vs. Atlanta, 12/30/78
 - 5 @ Philadelphia, 1/11/81
- Most Fumbles, Opponent**
- 8 vs. Buffalo, 1/31/93
 - 5 @ San Francisco, 12/23/72
 - 5 vs. Minnesota, 1/1/78
 - 5 vs. Baltimore, 1/17/71

FUMBLES LOST

- Most Fumbles Lost**
- 3 @ San Francisco, 12/23/72
 - 3 vs. Atlanta, 12/30/78
 - 3 @ Philadelphia, 1/11/81
 - 3 @ L.A. Rams, 1/4/86
 - 3 @ Minnesota, 1/9/00
- Most Fumbles Lost, Opponent**
- 5 vs. Buffalo, 1/31/93
 - 4 vs. Baltimore, 1/17/71
 - 4 vs. Denver, 1/15/78
 - 4 vs. Minnesota, 12/28/96

PENALTIES

TOTAL PENALTIES

- Most Penalties**
- 12 vs. Denver, 1/15/78
 - 11 vs. L.A. Rams, 12/28/80
 - 10 @ L.A. Rams, 1/7/79
- Most Penalties, Opponent**
- 11 vs. Green Bay, 1/14/96
 - 10 vs. Tampa Bay, 1/2/82
 - 8 Three times, last vs. Green Bay, 1/8/95
- Fewest Penalties**
- 2 Seven times, last @ Carolina, 1/3/04

Fewest Penalties, Opponent

- 0 vs. Detroit, 12/26/70
- 38 vs. Miami, 1/16/72
- 0 vs. Pittsburgh, 1/18/76
- 0 @ Carolina, 1/3/04

YARDS PENALIZED

Most Yards Penalized

- 120 vs. Baltimore, 1/17/71
- 98 @ San Francisco, 1/15/95
- 94 vs. Denver, 1/15/78

Most Yards Penalized, Opponent

- 106 @ San Francisco, 1/10/82
- 105 vs. Tampa Bay, 1/2/82
- 94 vs. L.A. Rams, 1/19/76

Fewest Yards Penalized

- 10 vs. Cleveland, 12/24/67
- 10 @ Minnesota, 12/25/71
- 11 @ Carolina, 1/3/04

Fewest Yards Penalized, Opponent

- 0 vs. Detroit, 12/26/70
- 0 vs. Miami, 1/16/72
- 0 vs. Pittsburgh, 1/18/76
- 0 @ Carolina, 1/3/04

Largest Margin

VICTORY

- 1. 38 pts, (52-14) vs. Cleveland, Dec. 24, 1967
- 38 pts, (38-0) vs. Tampa Bay, Jan. 2, 1982
- 3. 35 pts, (52-17) vs. Buffalo, Jan. 31, 1993
- 4. 30 pts, (37-7) @ Los Angeles, Jan. 4, 1976
- 30 pts, (37-7) vs. Chicago, Dec. 26, 1977

DEFEAT

- 1. 32 pts, (38-6) @ Detroit, Jan. 5, 1992
- 2. 24 pts, (38-14) vs. Cleveland, Dec. 28, 1969
- 3. 23 pts, (26-3) @ Washington, Dec. 31, 1972
- 4. 20 pts, (20-0) @ Los Angeles, Jan. 4, 1986
- 5. 19 pts, (29-10) @ Carolina, Jan. 3, 2004

Cowboys Big Playoff Days

100 YARD RUSHING GAMES

160 yards	— Tony Dorsett vs. L.A. Rams	December 28, 1980
150 yards	— Emmitt Smith vs. Green Bay	January 14, 1996
143 yards	— Duane Thomas @ San Francisco	January 3, 1971
135 yards	— Duane Thomas vs. Detroit	December 26, 1970
132 yards	— Emmitt Smith vs. Buffalo	January 30, 1994
125 yards	— Calvin Hill @ San Francisco	December 23, 1972
116 yards	— Emmitt Smith vs. Minnesota	December 28, 1996
114 yards	— Emmitt Smith vs. Philadelphia	January 10, 1993
114 yards	— Emmitt Smith @ San Francisco	January 17, 1993
112 yards	— Julius Jones @ Seattle	January 6, 2007
110 yards	— Tony Dorsett vs. Tampa Bay	January 9, 1983
108 yards	— Don Perkins vs. Green Bay	January 1, 1967
108 yards	— Emmitt Smith vs. Buffalo	January 31, 1993
105 yards	— Emmitt Smith @ Chicago	December 29, 1991
101 yards	— Tony Dorsett @ L.A. Rams	January 7, 1979

300 YARD PASSING GAMES

380 yards	— Troy Aikman @ San Francisco	January 15, 1995
337 yards	— Troy Aikman vs. Green Bay	January 8, 1995
330 yards	— Danny White vs. L.A. Rams	December 26, 1983
322 yards	— Danny White @ Atlanta	January 4, 1981
322 yards	— Troy Aikman @ San Francisco	January 17, 1993
312 yards	— Danny White vs. Tampa Bay	January 9, 1983
302 yards	— Troy Aikman vs. Green Bay	January 16, 1994

100 YARD RECEIVING GAMES

192 yards	— Michael Irvin @ San Francisco	January 15, 1995
163 yards	— Raghbi Ismail @ Minnesota	January 9, 2000
144 yards	— Bob Hayes vs. Cleveland	December 24, 1967
142 yards	— Tony Hill vs. Green Bay	January 16, 1983
136 yards	— Billy Parks @ San Francisco	December 23, 1972
126 yards	— Michael Irvin vs. Green Bay	January 16, 1994
124 yards	— Kevin Williams vs. Philadelphia	January 7, 1996
123 yards	— Preston Pearson @ L.A. Rams	January 4, 1976
117 yards	— Alvin Harper @ San Francisco	January 17, 1993
115 yards	— Tony Hill vs. L.A. Rams	December 26, 1983
114 yards	— Michael Irvin vs. Buffalo	January 31, 1993
111 yards	— Michael Irvin vs. Green Bay	January 8, 1995
108 yards	— Alvin Harper vs. Green Bay	January 8, 1995
104 yards	— Jay Novacek vs. Green Bay	January 8, 1995
103 yards	— Michael Irvin vs. Minnesota	December 28, 1996
102 yards	— Frank Clarke vs. Green Bay	January 1, 1967
100 yards	— Michael Irvin vs. Green Bay	January 14, 1996

Cowboys Longest Playoff Plays

LONG RUNS FROM SCRIMMAGE

65 yards	— Emmitt Smith @ Minnesota	January 9, 2000
53 yards	— Tony Dorsett @ L.A. Rams	January 7, 1979
48 yards	— Calvin Hill @ San Francisco	December 23, 1972
38 yards	— Emmitt Smith vs. Buffalo	January 31, 1993
37 yards	— Emmitt Smith vs. Minnesota (TD)	December 28, 1996
35 yards	— Julius Jones @ Seattle	January 6, 2007
32 yards	— Ron Springs vs. L.A. Rams	December 28, 1980
29 yards	— Roger Staubach vs. Washington	December 31, 1972
29 yards	— Tony Dorsett vs. Pittsburgh	January 21, 1979

LONG FORWARD PASS

94 yards	— Troy Aikman to Alvin Harper vs. Green Bay (TD)	January 8, 1995
86 yards	— Don Meredith to Bob Hayes vs. Cleveland (TD)	December 24, 1967
83 yards	— Roger Staubach to Drew Pearson vs. L.A. Rams (TD)	December 23, 1973
70 yards	— Troy Aikman to Alvin Harper @ San Francisco	January 17, 1993
68 yards	— Don Meredith to Frank Clarke vs. Green Bay (TD)	January 1, 1967

LONG PUNT RETURNS

68 yards	— Bob Hayes vs. Cleveland	December 24, 1967
63 yards	— Golden Richards vs. Minnesota (TD)	December 30, 1973
44 yards	— Butch Johnson vs. L.A. Rams	December 19, 1976
43 yards	— James Jones vs. L.A. Rams	December 28, 1980
41 yards	— Deion Sanders vs. Arizona	January 2, 1999

LONG KICKOFF RETURNS

93 yards	— Miles Austin @ Seattle (TD)	January 6, 2007
89 yards	— Rod Hill vs. Green Bay	January 16, 1983
50 yards	— Kevin Williams vs. Buffalo	January 30, 1994
48 yards	— Thomas Henderson vs. Pittsburgh	January 18, 1976
41 yards	— Michael Bates @ Carolina	January 3, 2004
39 yards	— Kelvin Martin vs. Philadelphia	January 10, 1993
39 yards	— Kevin Williams vs. Green Bay	January 8, 1995


LONG INTERCEPTION RETURNS

68 yards	— Thomas Henderson @ L.A. Rams (TD)	January 7, 1979
60 yards	— Cornell Green vs. Cleveland (TD)	December 24, 1967
44 yards	— Larry Brown vs. Pittsburgh	January 28, 1996
39 yards	— Dennis Thurman vs. Green Bay (TD)	January 16, 1983

LONG FUMBLE RETURNS

64 yards	— Leon Lett vs. Buffalo	January 31, 1993
46 yards	— James Washington vs. Buffalo (TD)	January 30, 1994
44 yards	— Chuck Howley @ Cleveland (TD)	December 21, 1968
37 yards	— Mike Hegman vs. Pittsburgh (TD)	January 21, 1979

THE
HISTORY



1960 ★ DALLAS COWBOYS STATISTICS ★ 1960

7TH PLACE WESTERN CONFERENCE HEAD COACH: TOM LANDRY

PRESEASON (1-5)

Date	W/L	Score	Opponent	Att.
8/6	L	10-16	San Fran. @ Seattle	22,000
8/13	L	13-20	St. Louis @ San Ant. 14,000	
8/19	L	10-14	BALTIMORE	40,000
8/27	W	14-3	N.Y. @ Louisville	10,663
9/4	L	14-49	L.A. @ Pendleton	13,500
9/11	L	23-28	Green Bay @ Minn.	20,121

REGULAR SEASON (0-11-1)

Date	W/L	Score	Opponent	Att.
9/24	L	28-35	PITTSBURGH	30,000
9/30	L	25-27	PHILADELPHIA	18,500
10/9	L	14-26	@ Washington	21,142
10/16	L	7-48	CLEVELAND	28,500
10/23	L	10-12	@ St. Louis	23,128
10/30	L	7-45	BALTIMORE	25,500
11/6	L	13-38	LOS ANGELES	16,000
11/13	L	7-41	@ Green Bay	32,294
11/20	L	14-26	SAN FRANCISCO	10,000
11/27	L	7-17	@ Chicago	39,951
12/4	T	31-31	@ New York	55,033
12/11	L	14-23	@ Detroit	43,272

TEAM STATISTICS

	DALLAS	OPP
FIRST DOWNS	180	216
Rushing	57	106
Passing	105	97
Penalty	18	13
Third Down-Made/Att.	39/144	60/150
Third Down Efficiency	27.1	40.0
Fourth Down-Made/Att.	8/10	3/7
TOTAL NET YARDS	3,153	4,372
Avg. Per Game	279.7	333.1
Total Plays	698	858
Avg. Per Play	4.5	5.1
NET YARDS RUSHING	1,049	2,242
Avg. Per Game	87.4	186.8
Total Rushes	311	445
Avg. Per Rush	3.4	5.0
NET YARDS PASSING	2,104	2,130
Avg. Per Game	175.3	177.5
Sacked/Yards Lost	33/284	20/173
Gross Yards	2,388	2,303
Attempts/Completions	354/163	393/159
Pct. of Completions	46.0	40.0
Had Intercepted	33	15
PUNTS/AVERAGE	60/41.8	50/41.3
Net Punting Average	35.4	34.6
PUNT RET./AVG.	24/8.0	18/4.6
KICKOFF RET./AVG.	66/18.8	30/30.5
INT./AVG. RET.	15/6.5	33/11.8
PENALTIES/YARDS	62/600	72/672
FUMBLE/BALL LOST	21/17	21/11
TOUCHDOWNS	25	47
Rushing	6	24
Passing	17	20
Returns	2	3
EXTRA POINTS/ATTEMPTS	21/23	43/44
FIELD GOALS/ATTEMPTS	6/13	17/24

RUSHING	ATT	YDS	AVG	LG	TD
Dupre	104	362	3.5	18	3
McIlhenny	96	321	3.3	21	1
Kowalczyk	50	156	3.1	34	1
Babb	39	115	2.9	12	0
LeBaron	16	94	5.9	23	1
Heinrich	2	3	1.5	3	0
Meredith	3	4	0.8	8	0
Clarke	1	-6	-6.0	-6	0

COWBOYS	311	1,049	3.4	34	6
Opponents	445	2,242	5.0	75	24

RECEIVING	NO	YDS	AVG	LG	TD
Doran	31	554	17.9	75	3
Dugan	29	461	15.9	49	1
Howton	23	363	15.8	41	4
Dupre	21	216	10.3	36	2
McIlhenny	15	120	8.0	64	1
Kowalczyk	14	143	10.2	23	1
Babb	13	140	10.8	27	1
Clarke	9	290	32.2	76	3
Bielski	4	38	9.5	15	1
Mathews	3	44	14.7	20	0
Lewis	1	19	19.0	19	0

COWBOYS	163	2,388	14.7	76	17
Opponents	159	2,303	14.5	70	20

INTERCEPTIONS	NO	YDS	AVG	LG	TD
Franchhauser	3	11	3.7	9	0
Bishop	3	13	4.3	13	0
Berich	2	27	13.5	23	0
Hansen	2	14	7.0	14	0
Patera	1	21	21.0	21	0
Tabbs	1	5	5.0	5	0
Braatz	1	4	4.0	4	0
Cronin	1	2	2.0	2	0
Butler	1	0	0.0	0	0

COWBOYS	15	100	6.7	23	0
Opponents	33	366	11.1	43	2

PUNTING	NO	YDS	AVG	TB	IN20	LG	BL	NET
Sherer	57	2,420	42.5	4	15	67	0	39.5
LeBaron	3	97	32.3	0	0	48	0	31.3

COWBOYS	60	2,517	42.0	4	15	67	0	39.2
Opp.	50	2,068	41.2	1	20	60	0	37.1

PUNT RETURNS	NO	FC	YDS	AVG	LG	TD
Butler	13	6	131	10.1	46	0
Mooty	8	4	37	4.6	8	0
Franchhauser	3	2	24	8.0	17	0
Dupre	0	1	0	0	0	0

COWBOYS	24	13	192	8.0	46	0
Opponents	18	16	83	4.6	25	0

KICKOFF RETURNS	NO	YDS	AVG	LG	TD
Franchhauser	25	509	20.5	46	0
Butler	20	399	19.2	60	0
Mooty	10	205	20.5	13	0
Babb	3	46	15.3	20	0
Dupre	2	44	22.0	22	0
Dowdie	2	22	11.0	17	0
Putnam	1	13	13.0	13	0
Bielski	1	4	4.0	4	0
Kowalczyk	1	0	0.0	0	0
Sherer	1	0	0.0	0	0

COWBOYS	66	1,242	18.8	60	0
Opponents	32	811	25.3	90	1

PASSING	ATT	COMP	YDS	PCT	AVG	TD	PCT	INT	PCT	LG	SKS/YDS	RATING
LeBaron	225	111	1,736	49.3	7.72	12	5.3	25	11.1	76	26/205	53.5
Meredith	68	29	281	42.6	4.13	2	2.9	5	7.4	23	3/40	34.0
Heinrich	61	23	371	37.7	6.08	3	4.9	3	4.9	64	4/39	54.7
COWBOYS	354	163	2,388	46.0	6.75	17	4.8	33	9.3	76	33/284	45.7
Opponents	293	145	2,130	49.5	7.33	20	6.8	15	5.1	70	20/173	75.0

SCORE BY	1	2	3	4	OT	T
QUARTERS						
COWBOYS	30	51	27	69	0	177
Opponents	68	148	65	88	0	369

FIELD GOALS	7-19	20-29	30-39	40-49	50+
Cone	1-2	1-2	2-4	2-4	0-1
COWBOYS	1-2	1-2	2-4	2-4	0-1
Opponents	6-8	11-12	0-2	0-2	0-0

Cone: (1),(31.45),(248,328),(1),(25,444), (51M), (32,41),(1),(178,408,32M),(11),(1) Opponents: (38M),(21,27),(15,29,10,38),(1), (18,18M),(398,26),(9),(18M,21,21), (18,45M,28,16,45M,22),(22M,20), (26),(25)

SCORING	TDR	TDP	TDR1	FG	PAT	S	TP
Cone	0	0	0	6/13	21/23	0	39
Dupre	3	2	0	0/0	0/0	0	30
Howton	0	4	0	0/0	0/0	0	24
Doran	0	3	0	0/0	0/0	0	18
Clarke	0	3	0	0/0	0/0	0	18
Kowalczyk	1	1	0	0/0	0/0	0	12
McIlhenny	1	1	0	0/0	0/0	0	12
Babb	0	1	0	0/0	0/0	0	6
Dugan	0	1	0	0/0	0/0	0	6
LeBaron	1	0	0	0/0	0/0	0	6
Bielski	0	1	0	0/0	0/0	0	6
COWBOYS	6	17	0	6/13	21/23	0	177
Opponents	22	20	3*	17/24	43/44	2	369

* Stephens 34 interception return vs. Cleveland (10/16)
Mitchell 90 kickoff return vs. Cleveland (10/16)
Nitschke 43 interception return vs. Green Bay (11/13)
+ Tracey tackled LeBaron in endzone vs. Cardinals (10/23)
Punt snap out of endzone vs. Detroit (12/11)

USUAL STARTERS

WR Fred Dugan	LE Nate Borden
LT Bob Fry	LT Don Healy
LG Duane Putnam	RT Ed Husmann
C John Houser	RE John Gorzaga
RG Buzz Guy (7)	LLB Wayne Hansen
Mike Falls (5)	MLB Jerry Tubbs
RT Paul Dickson (8)	RLB Gene Cronin
Dick Klein (4)	RCB Tom Franchhauser
TE Jim Doran (9)	LCB Don Bishop
Dick Bielski (3)	SS Bob Berich (6)
WR Bill Howton (7)	Fred Doelling (3)
Frank Clarke (3)	Gary Wisener (3)
QB Eddie LeBaron	FS Bill Butler
RB Don McIlhenny (7)	P Dave Sherer
L.G. Dupre (5)	
FB Walt Kowalczyk (7)	
Gene Babb (5)	
K Fred Cone	

Pro Bowlers in Bold

1961 ★ DALLAS COWBOYS STATISTICS ★ 1961

STAFF PLAYERS 2006 SEASON RECORDS PLAYOFF RECORDS 1961 STATISTICS SIDELINES

SIXTH PLACE WESTERN CONFERENCE HEAD COACH: TOM LANDRY

PRESEASON (2-3)

Date	W/L	Score	Opponent	Att.
8/5	W	38-13	Minn. @ Sioux Falls	4,954
8/11	L	7-30	GREEN BAY	30,000
8/26	L	10-28	N.Y. @ Albuquerque	21,500
9/1	W	35-24	Balt. @ Norman	19,000
9/9	L	10-24	San Fran. @ Sac.	22,130
REGULAR SEASON (4-9-1)				
9/17	W	27-24	PITTSBURGH	23,500
9/24	W	21-7	MINNESOTA	20,500
10/1	L	7-25	@ Cleveland	43,638
10/8	W	28-0	@ Minnesota	33,070
10/15	L	10-31	NEW YORK	41,500
10/22	L	7-43	PHILADELPHIA	25,000
10/29	W	17-16	@ New York	60,254
11/5	L	17-31	ST. LOUIS	20,500
11/12	L	7-37	@Pittsburgh	17,519
11/19	T	28-28	WASHINGTON	17,500
11/26	L	13-35	@ Philadelphia	60,127
12/3	L	17-38	CLEVELAND	23,500
12/10	L	13-31	@ St. Louis	15,384
12/17	L	24-34	@ Washington	21,451

TEAM STATISTICS

	DALLAS	OPP
FIRST DOWNS	239	254
Rushing	100	122
Passing	130	120
Penalty	9	12
Third Down-Made/Att.	NA	NA
Third Down Efficiency	NA	NA
Fourth Down-Made/Att.	4/16	5/9
TOTAL NET YARDS	4,480	4,592
Avg. Per Game	320	328
Total Plays	863	787
Avg. Per Play	5.1	5.8
NET YARDS RUSHING	1,819	2,161
Avg. Per Game	130.0	154.4
Total Rushes	415	439
Avg. Per Rush	4.4	4.9
NET YARDS PASSING	2,661	2,431
Sacked/Yards Lost	27/257	22/209
Gross Yards	2,918	2,640
Attempts/Completions	422/215	326/168
Pct. of Completions	50.1	51.5
Had Intercepted	27	25
PUNTS/AVERAGE	61/36.7	43/45.5
Net Punting Average	31.8	42.6
PUNT RET./AVG.	24/4.3	17/11.4
KICKOFF RET./AVG.	64/21.0	43/22.1
INT./AVG. RET.	25/15.0	27/21.7
PENALTIES/YARDS	47/427	38/362
FUMBLES/BALL LOST	46/21	30/18
TOUCHDOWNS	29	49
Rushing	6	21
Passing	23	21
Returns	0	7
EXTRA POINTS/ATTEMPTS	29/29	44/49
FIELD GOALS/ATTEMPTS	11/24	14/29

RUSHING

	ATT	YDS	AVG	LG	TD
Perkins	200	815	4.1	47	4
Marsh	84	379	4.1	71	1
Lockett	66	280	4.3	21	0
Meredith	22	176	8.0	28	1
LeBaron	18	72	4.0	21	0
Dupre	16	60	3.7	12	0
Douglas	5	24	4.8	6	0
Howton	1	9	9.0	9	0
McIlhenny	2	4	2.0	4	0

COWBOYS	415	1,819	4.4	71	6
Opponents	439	2,161	4.9	40	21

RECEIVING	NO	YDS	AVG	LG	TD
Howton	56	785	14.2	53	4
Clarke	41	919	22.4	80	9
Perkins	32	298	9.3	38	1
Bielski	26	377	15.1	28	3
Marsh	21	189	9.0	46	2
Lockett	15	114	7.6	26	2
Doran	13	153	11.3	29	2
Dupre	6	49	8.1	17	0
Gregory	3	30	10.0	13	0
McIlhenny	1	6	6.0	6	0
Douglas	1	-2	-2.0	-2	0
COWBOYS	215	2,918	13.6	80	23
Opponents	168	2,640	15.7	78	21

INTERCEPTIONS	NO	YDS	AVG	LG	TD
Bishop	8	172	21.5	57	0
Berlich	3	48	16.0	28	0
Tubbs	3	33	11.0	33	0
Moegle	2	31	15.5	25	0
Harris	2	13	6.5	12	0
Frankchouser	1	23	23.0	23	0
Gregory	1	21	21.0	21	0
Dowdle	1	14	14.0	14	0
Healy	1	11	11.0	11	0
Howley	1	5	5.0	5	0
Livingston	1	3	3.0	3	0
Frost	1	0	0.0	0	0
COWBOYS	25	374	15.0	57	0
Opponents	27	586	21.7	101	5

PUNTING	NO	YDS	AVG	TB	IN20	LG	BL	NET
Green	61	2,236	36.7	5	6	53	1	31.8
COWBOYS	61	2,236	36.7	5	6	53	1	31.8
Opp.	43	1,956	45.5	1	20	60	0	42.6

PUNT RETURNS	NO	FC	YDS	AVG	LG	TD
Marsh	14	3	71	5.1	19	0
Livingston	6	0	20	3.3	12	0
Dupre	2	0	4	2.0	4	0
Perkins	1	2	8	8.0	8	0
Douglas	1	0	0	0.0	0	0
COWBOYS	24	5	103	4.3	19	0
Opponents	17	27	194	11.4	66	0

KICKOFF RETURNS	NO	YDS	AVG	LG	TD
Marsh	26	667	25.7	79	0
Perkins	22	443	20.1	30	0
Dupre	6	110	17.8	24	0
Lockett	4	46	11.5	21	0
Babb	2	34	17.0	19	0
Dowdle	2	33	16.5	19	0
Douglas	1	12	12.0	12	0
Doran	1	0	0.0	0	0
COWBOYS	64	1,395	21.0	79	0
Opponents	43	950	22.1	49	1

SCORE BY	1	2	3	4	OT	T
QUARTERS						
COWBOYS	54	44	69	69	0	236
Opponents	81	119	85	95	0	380

FIELD GOALS	7-19	20-29	30-39	40-49	50+
Green	2-3	1-4	2-3	0-4	0-1
Bielski	0-0	3-3	2-3	1-3	0-0
COWBOYS	2-3	4-6	4-6	1-7	0-1
Opponents	4-5	7-8	1-4	0-2	2-10

Green: (41M,15,29M,27),(41M),(47M,40M),(0),(16,37M),(54M),(20B,32),(22B,32),(0),(0),(0),(16M),(0,0)

Bielski: (0,0),(0,0),(0,0),(0,0),(47M,49M),(42,32),(35),(29,29),(27,38M)

Opponents: (39M,45M,12),(35M,30M,11B),(28,28),(40M),(47M,29),(20,26M),(44,31,47M,47M,13),(47M,22),(28,19,47),(41B),(0,20),(16),(47M)

SCORING	TDR	TDR	FG	PAT	S	TP
Clarke	0	9	0	0/0	0/0	54
Bielski	0	3	0	6/9	10/10	46
Perkins	4	1	0	0/0	0/0	30
Green	0	0	0	5/15	19/19	24
Howton	0	4	0	0/0	0/0	24
Marsh	1	2	0	0/0	0/0	18
Doran	0	2	0	0/0	0/0	12
Lockett	0	2	0	0/0	0/0	12
Meredith	1	0	0	0/0	0/0	6
COWBOYS	6	23	0	11/24	29/29	236
Opponents	21	21	7	14/29	44/49	380

* Sample 39 interception return vs. Pittsburgh (9/17)

Barnes 101 interception return vs. New York (10/15)

Stacey 31 interception return vs. St. Louis (10/29)

Stacey 34 interception return vs. St. Louis (10/29)

Hackbart 33 interception return vs. Washington (11/5)

Parrish 34 fumble return vs. Cleveland (12/3)

Costello 30 fumble return vs. Cleveland (12/3)

USUAL STARTERS

WR	Bill Howton	LE	Bob Lilly
LT	Bob Fry	LT	Don Healy
LG	Andy Overco (10)	RT	Bill Herchman
	John Houser (4)	RE	Nate Borden
C	Mike Connelly	LLB	Chuck Howley (8)
RG	Mike Falls		Mike Dowdle (6)
RT	Charlie Granger (7)	MLB	Jerry Tubbs
	Bob McCreary (4)	RLB	Gene Babb (9)
	John Houser (3)		Chuck Howley (5)
TE	Dick Bielski	LCB	Warren Livingston (8)
WR	Frank Clarke		Jim Harris (4)
QB	Eddie LeBaron (10)	RCB	Don Bishop
	Don Meredith (4)	SS	Bob Berlich (8)
RB	Don Perkins		Tom Frankchouser (4)
FB	Amos Marsh (7)	FS	Dick Moegle
	J.W. Lockett (7)	P	Allen Green
K	Allen Green (9)		
	Dick Bielski (5)		<i>Pro Bowlers in Bold</i>

PASSING	ATT	COMP	YDS	PCT	ATT	TD	PCT	PCT	LG	SKS/YDS	RATING	
LeBaron	236	120	1,741	50.8	7.38	14	5.9	16	6.8	80t	11/89	66.7
Meredith	182	94	1,161	51.6	6.38	9	4.9	11	6.0	56	16/147	63.0
Humphrey	2	1	16	50.0	8.00	0	0.0	0.0	0.0	16	0/0	77.1
Lockett	2	0	0	0.0	0.00	0	0.0	0.0	0.0	0	0/0	39.6
COWBOYS	422	215	2,918	51.0	6.91	23	5.5	27	6.4	80t	27/257	65.1
Opponents	326	168	2,640	51.5	8.10	21	6.4	25	7.7	78	22/209	58.1

1962 ★ DALLAS COWBOYS STATISTICS ★ 1962

FIFTH PLACE, EASTERN CONFERENCE
HEAD COACH: TOM LANDRY

PRESEASON (0-5)

Date	W/L	Score	Opponent	Att.
8/10	L	7-31	GREEN BAY	54,500
8/18	L	24-35	Detroit @ Cleveland	77,683
8/25	L	10-24	Balt. @ Roanoke	14,000
9/1	L	7-26	San Fran. @ Sac.	20,000
9/8	L	26-45	Minn. @ Atlanta	12,500

REGULAR SEASON (5-8-1)

Date	W/L	Score	Opponent	Att.
9/16	T	35-35	WASHINGTON	15,730
9/23	L	28-30	PITTSBURGH	19,478
9/30	W	27-17	@ Los Angeles	26,907
10/7	L	10-19	@ Cleveland	44,040
10/14	W	41-19	PHILADELPHIA	18,645
10/21	W	42-27	@ Pittsburgh	23,106
10/28	L	24-28	ST. LOUIS	16,027
11/4	W	38-10	@ Washington	49,888
11/11	L	10-41	NEW YORK	45,668
11/18	L	33-34	CHICAGO	12,692
11/25	L	14-28	@ Philadelphia	58,070
12/2	W	45-21	CLEVELAND	24,226
12/9	L	20-52	@ St. Louis	14,102
12/16	L	31-41	@ New York	62,694

TEAM STATISTICS

	DALLAS	OPP
FIRST DOWNS	246	274
Rushing	101	93
Passing	136	166
Penalty	9	15
Third Down-Made/Att.	72/183	64/167
Third Down Efficiency	39.3	38.3
Fourth Down-Made/Att.	6/7	2/5
TOTAL NET YARDS	4,912	5,184
Avg. Per Game	350	370
Total Plays	843	848
Avg. Per Play	5.8	6.1
NET YARDS RUSHING	2,040	1,510
Avg. Per Game	145.7	107.9
Total Rushes	434	386
Avg. Per Rush	4.7	3.9
NET YARDS PASSING	2,883	3,688
Sacked/Yards Lost	29/232	25/216
Gross Yards	3,115	3,904
Attempts/Completions	380/200	437/233
Pct. of Completions	52.6	53.3
Had Intercepted	17	20
PUNTS/AVERAGE	57/45.4	63/40.6
Net Punting Average	40.7	37.8
PUNT RET./AVG.	18/4.5	28/6.8
KICKOFF RET./AVG.	59/20.5	63/23.5
INT./AVG. RET.	20/18.3	17/15.5
PENALTIES/YARDS	62/639	56/569
FUMBLES/BALL LOST	32/19	33/16
TOUCHDOWNS	51	52
Rushing	16	17
Passing	31	33
Returns	4	2
EXTRA POINTS/ATTEMPTS	50/51	49/52
FIELD GOALS/ATTEMPTS	14/27	13/22

	DALLAS	OPP			
RUSHING	ATT	YDS	AVG	LG	TD
Perkins	222	945	4.3	35	7
Marsh	144	802	5.6	70	6
Bullocks	33	196	6.0	73†	2
Meredith	21	74	3.5	9	0
Lockett	8	24	3.0	7	1
LeBaron	6	-1	-0.2	3	0
COWBOYS	434	2,040	4.7	73†	6
Opponents	386	1,510	3.9	35	17

	DALLAS	OPP				
PASSING	ATT	COMP	YDS	AVG	LG	TD
Meredith	212	105	1,679	49.5	7.92	15
LeBaron	166	95	1,436	57.2	8.65	16
Baker	1	0	0	0.0	0.00	0
Lockett	1	0	0	0.0	0.00	0
COWBOYS	380	200	3,115	52.6	8.20	31
Opponents	437	233	3,904	53.3	8.93	33

	DALLAS	OPP
FIELD GOALS	14	13
Attempts	27	22
Yards	50	49
Per Game	1.4	1.3
Opponents	13	13
Attempts	22	22
Yards	49	49
Per Game	1.3	1.3

	DALLAS	OPP			
RECEIVING	NO	YDS	AVG	LG	TD
Howton	49	706	14.1	69†	6
Clarke	47	1,043	22.2	66†	14
Folkens	39	536	13.7	52	6
Marsh	35	467	13.3	85†	2
Perkins	13	104	8.0	21	0
Lockett	7	78	10.1	29†	2
Gregory	3	70	23.3	24	0
Bullocks	3	46	15.3	22†	1
Norman	2	34	17.0	29	0
Davis	2	31	15.5	24	0
COWBOYS	200	3,115	15.6	85†	31
Opponents	233	3,904	16.8	86†	33

	DALLAS	OPP			
INTERCEPTIONS	NO	YDS	AVG	LG	TD
Bishop	6	134	22.3	44	0
Gaechter	5	136	27.2	100†	1
Tubbs	4	35	8.7	21	0
Howley	2	33	16.5	21	0
Norton	2	21	10.5	21	0
Dowdle	1	7	7.0	7	0
COWBOYS	20	366	18.3	100†	1
Opponents	17	263	15.5	57†	1

	DALLAS	OPP						
PUNTING	NO	YDS	AVG	TB	IN20	LG	BL	NET
Baker	57	2,589	45.4	4	13	72	0	40.7
Opp.	63	2,560	40.6	5	8	63	0	37.8

	DALLAS	OPP				
PUNT RETURNS	NO	FC	YDS	AVG	LG	TD
Lockett	8	4	45	5.6	17	0
Gaechter	7	7	32	4.5	15	0
Marsh	3	3	4	1.3	2	0
COWBOYS	18	14	81	4.5	17	0
Opponents	28	14	190	6.8	21	0

	DALLAS	OPP			
KICKOFF RETURNS	NO	YDS	AVG	LG	TD
Marsh	29	725	25.0	101†	1
Bullocks	14	265	18.9	62	0
Lockett	6	130	21.6	31	0
Davis	4	66	16.5	23	0
Norman	2	5	2.5	5	0
Gaechter	1	16	16.0	16	0
Talbert	1	0	0.0	0	0
Cvercko	1	0	0.0	0	0
Memmlaar	1	0	0.0	0	0
COWBOYS	59	1,207	20.5	101†	1
Opponents	63	1,604	25.5	92†	1

	DALLAS	OPP				
SCORE BY QUARTERS	1	2	3	4	OT	T
COWBOYS	54	119	107	118	0	398
Opponents	65	124	56	157	0	402

	DALLAS	OPP			
FIELD GOALS	7-19	20-29	30-39	40-49	50+
Baker	4-4	1-2	5-10	3-5	1-6
COWBOYS	4-4	1-2	5-10	3-5	1-6
Opponents	5-7	1-1	3-5	3-7	1-5

	DALLAS	OPP
Baker:	(35M),(1)	(35M,34.52M,48),(15,39M),(40,50M,11),(1),(52M,37.54M,39M),(16),(42M,53),(36.37),(34M),(15),(22M,25.47),(35,55M,47M)
Opponents:	(1),(1),(51),(51M,35.42),(36.9),(10,52M,40,18B),(1),(14),(16.37),(21,41M,15),(32M,35M,16M),(47M,52B),(49M,42),(45M,50M)	

	DALLAS	OPP										
PASSING	ATT	COMP	YDS	PCT	AVG	ATT	TD	PCT	PCT	LG	SKS/YDS	RATING
Meredith	212	105	1,679	49.5	7.92	15	7.1	8	3.8	69†	14/113	84.2
LeBaron	166	95	1,436	57.2	8.65	16	9.6	9	5.4	85†	15/119	95.4
Baker	1	0	0	0.0	0.00	0	0.0	0	0.0	0	0/0	39.6
Lockett	1	0	0	0.0	0.00	0	0.0	0	0.0	0	0/0	39.6
COWBOYS	380	200	3,115	52.6	8.20	31	8.2	17	4.5	85†	29/232	88.7
Opponents	437	233	3,904	53.3	8.93	33	7.6	20	4.6	86†	25/216	89.8

SCORING	TDR	TDP	TDR†	FG	PAT	S	PT
Baker	0	0	0	14/27	50/51	0	92
Clarke	0	14	0	0/0	0/0	0	84
Marsh	6	2	1a	0/0	0/0	0	54
Perkins	7	0	0	0/0	0/0	0	42
Folkens	6	0	0	0/0	0/0	0	36
Howton	0	6	0	0/0	0/0	0	36
Bullocks	2	1	0	0/0	0/0	0	18
Lockett	1	2	0	0/0	0/0	0	18
Gaechter	0	0	1b	0/0	0/0	0	6
Norton	0	0	1c	0/0	0/0	0	6
Bishop	0	0	1d	0/0	0/0	0	6
COWBOYS	16	31	4	14/27	50/51	0	398
Opponents	17	33	2*	13/25	49/52	1	402

a 101 kickoff return vs. St. Louis (12/9)
b 100 interception return vs. St. Louis (10/28)
c 94 field goal return vs. St. Louis (10/28)
d 84 fumble return vs. St. Louis (10/14)
* Mitchell 92 kickoff return vs. Washington (9/16)
Wilson 57 interception return vs. St. Louis (10/28)
+ Holding in end zone vs. Pittsburgh (9/23)

USUAL STARTERS

WR Bill Howton	LE Bob Lilly
LT Bob Fry	LT Guy Reese
LG Andy Cvercko	RT John Meyers
C Mike Connelly	RE George Andrie
RG Dale Memmelear	LLB Mike Dowdle
RT Monte Clark (10)	MLB Jerry Tubbs
Don Talbert (4)	RLB Chuck Howley
TE Lee Folkens (11)	LCB Mike Gaechter (9)
Pettis Norman (3)	Cornell Green (3)
WR Frank Clarke	RCB Don Bishop
QB Eddie LeBaron	SS Jerry Norton
RB Don Perkins	FS Dick Nolan
FB Amos Marsh	P Sam Baker
K Sam Baker	

Pro Bowlers in Bold

1965 ★ DALLAS COWBOYS STATISTICS ★ 1965

SECOND PLACE, EASTERN CONFERENCE HEAD COACH: TOM LANDRY

PRESEASON (2-3)

Date	W/L	Score	Opponent	Att.
8/17	L	0-9	@ Los Angeles	31,579
8/21	L	7-27	San Fran. @Port.	24,837
8/28	W	21-12	GREEN BAY	67,954
9/3	L	17-57	Minn. @ Birm.	41,500
9/11	W	34-21	Chicago @ Tulsa	33,525

REGULAR SEASON (7-7)

9/19	W	31-2	NEW YORK	59,366
9/26	W	27-7	WASHINGTON	61,577
10/4	L	13-20	@ St. Louis	32,034
10/10	L	24-35	PHILADELPHIA	56,249
10/17	L	17-23	@ Cleveland	80,451
10/24	L	3-13	@ Green Bay	48,311
10/31	L	13-22	@ Pittsburgh	37,804
11/7	W	39-31	SAN FRANCISCO	39,677
11/14	W	24-17	PITTSBURGH	57,293
11/21	L	17-24	CLEVELAND	76,251
11/28	L	31-34	@ Washington	50,205
12/5	W	21-19	@ Philadelphia	54,714
12/11	W	27-13	ST. LOUIS	38,499
12/19	W	38-20	@ New York	62,871

PLAYOFF BOWL GAME

(Miami)

1/9/66	L	3-35	Baltimore	65,569
--------	---	------	-----------	--------

TEAM STATISTICS

	DALLAS	OPP
FIRST DOWNS	211	240
Rushing	87	80
Passing	108	138
Penalty	16	22
Third Down-Made/Att.	61/180	76/204
Third Down Efficiency	33.9	37.2
Fourth Down-Made/Att.	11/14	3/11
TOTAL NET YARDS	3,995	4,192
Avg. Per Game	285.4	299.4
Total Plays	833	885
Avg. Per Play	4.8	4.7
NET YARDS RUSHING	1,608	1,444
Avg. Per Game	114.9	103.1
Total Rushes	416	422
Avg. Per Rush	3.9	3.4
NET YARDS PASSING	2,387	2,748
Sacked/Yards Lost	55/69	39/315
Gross Yards	2,756	3,063
Attempts/Completions	362/168	424/205
Pct. of Completions	46.4	48.3
Had Intercepted	18	18
PUNTS/AVERAGE	73/41.3	71/42.9
Net Punting Average	37.2	36.8
PUNT RET./AVG.	39/8.0	26/5.3
KICKOFF RET./AVG.	43/27.1	63/19.3
INT./AVG. RET.	18/11.0	18/14.7
PENALTIES/YARDS	78/710	50/483
FUMBLES/BALL LOST	31/17	37/20
TOUCHDOWNS	40	33
Rushing	8	13
Passing	25	17
Returns	7	3
EXTRA POINTS/ATTEMPTS	37/40	29/33
FIELD GOALS/ATTEMPTS	16/27	17/30

	PASSING	ATT	COMP	YDS	PCT	ATT	PCT	INT	PCT	INT	LG	SKS/YDS	RATING
Meredith	305	141	2,415	46.2	7.92	22	7.2	13	4.3	65	38/257	79.9	
Morton	34	17	173	50.0	5.09	2	2.9	4	5.7	49	10/68	45.0	
Rhome	21	9	157	42.9	7.48	1	4.8	1	4.8	821	7/44	65.0	
Reeves	2	1	11	50.0	5.50	0	0.0	0	0.0	11	0/0	66.7	
COWBOYS	362	168	2,756	46.4	7.61	25	6.9	18	5.0	821	55/369	74.8	
Opponents	424	205	3,063	48.3	7.22	17	4.0	18	4.2	721	39/315	68.2	

RUSHING	ATT	YDS	AVG	LG	TD
Perkins	177	690	3.9	43	0
Smith	86	295	3.4	24	2
Meredith	35	247	6.9	22	1
Dunn	54	171	3.2	12	2
Reeves	33	102	3.1	13	2
Clarke	8	58	7.3	21	0
Stiger	11	50	4.5	16	0
Rhome	4	11	2.8	16	0
Whitfield	1	0	0.0	0	0
Hayes	4	-8	-2.0	11	1
Morton	3	-8	-2.7	5	0
COWBOYS	416	1,608	3.9	43	8
Opponents	422	1,444	3.4	29	13

RECEIVING	NO	YDS	AVG	LG	TD
Hayes	46	1,003	21.8	82	12
Clarke	41	682	16.6	53	4
Dial	17	283	16.7	46	1
Gent	16	233	14.6	20	2
Perkins	14	142	10.2	27	0
Norman	11	110	10.0	21	3
Reeves	9	210	23.3	47	1
Dunn	8	74	9.3	22	1
Smith	5	10	2.0	5	1
Stiger	1	9	9.0	9	0
COWBOYS	168	2,756	16.4	82	25
Opponents	205	3,063	15.0	72	17

INTERCEPTIONS	NO	YDS	AVG	LG	TD
Green	3	49	16.3	43	0
Livingston	3	5	1.7	5	0
Logan	3	5	1.7	3	0
Renfro	2	92	46.0	90	1
Gaechter	2	21	10.5	19	0
Tubbs	2	9	4.5	8	0
Edwards	2	0	0.0	0	0
Lilly	1	17	17.0	17	1
COWBOYS	18	198	11.0	90	2
Opponents	18	265	14.7	48	0

PUNTING	NO	YDS	AVG	TB	IN20	LG	BL	NET
Villanueva	60	2,505	41.8	8	12	58	0	37.9
Ridgway	13	510	39.2	0	3	44	0	34.1
COWBOYS	73	3,015	41.3	8	15	58	0	37.2
Opp.	71	3,043	42.9	6	20	64	1	36.8

PUNT RETURNS	NO	FC	YDS	AVG	LG	TD
Renfro	24	4	145	6.0	35	0
Hayes	12	2	153	12.8	47	0
Stiger	3	1	14	4.7	13	0
COWBOYS	39	7	312	8.0	47	0
Opponents	26	24	139	5.3	67	0

KICKOFF RETURNS	NO	YDS	AVG	LG	TD
Renfro	21	630	30.0	100	1
Hayes	17	450	26.5	66	0
Reeves	2	45	22.5	24	0
Stiger	2	28	14.0	17	0
Neely	1	13	13.0	13	0
COWBOYS	43	1,166	27.1	100	1
Opponents	63	1,229	19.3	40	0

SCORE BY	1	2	3	4	OT	T
QUARTERS						
COWBOYS	78	97	44	106	0	325
Opponents	65	75	79	61	0	280

FIELD GOALS	7-19	20-29	30-39	40-49	50+
Villanueva	6-8	5-6	4-6	1-7	0-0
COWBOYS	6-8	5-6	4-6	1-7	0-0
Opponents	6-7	4-6	3-10	4-6	0-10

Villanueva: (41), (43M, 27.47M, 7), (28, 19), (42M, 35), (16), (20), (32M), (16, 37B, 34), (33, 46M), (10), (25M, 29, 45M, 44B), (19B, 41M), (31, 14), (25)

Opponents: (1), (1), (51B, 37, 28), (31B), (48, 47B, 16), 19, 20M), (44, 22), (33M, 18), (10, 25B), (32), (46, 37B), (35B), (33, 19, 34M, 27, 37B, 20, 9B), (18, 41), (33M, 42B)

SCORING	TBR	TD	TP	FG	PAT	S	TP
Villanueva	0	0	0	37/38	16/27	0	85
Hayes	1	12	0	0/0	0/0	0	78
Clarke	0	4	0	0/0	0/0	0	24
Dunn	2	1	0	0/0	0/0	0	18
Norman	0	3	0	0/0	0/0	0	18
Reeves	2	1	0	0/0	0/0	0	18
Smith	2	1	0	0/0	0/0	0	18
Gent	0	2	0	0/0	0/0	0	12
Renfro	0	0	2a	0/0	0/0	0	12
Andrie	0	0	1b	0/0	0/0	0	6
Dial	0	1	0	0/0	0/0	0	6
Gaechter	0	0	1c	0/0	0/0	0	6
Green	0	0	1d	0/0	0/0	0	6
Lilly	0	0	1e	0/0	0/0	0	6
Logan	0	0	1f	0/0	0/0	0	6
Meredith	1	0	0	0/0	0/0	0	6
COWBOYS	8	25	7	37/40	16/27	0	325
Opponents	13	17	3*	29/33	17/30	1	280

a 90 interception return vs. St. Louis (10/4)
 100 kickoff return vs. San Francisco (11/7)
 b fumble recovery in end zone vs. San Francisco (11/7)
 c 60 field goal return vs. Washington (11/28)
 d 5 fumble return vs. Washington (11/28)
 e 17 interception return vs. San Francisco (11/7)
 f 60 field goal return vs. N.Y. Giants (12/19)
 * Tarasovic 62 fumble return vs. Philadelphia (10/10)
 Folkins 15 fumble return vs. Pittsburgh (11/14)
 Kelly 67 punt return vs. Cleveland (11/21)
 + Dallas high snap in end zone vs. N.Y. Giants (9/19)

USUAL STARTERS

WR	Bob Hayes	LE	Maury Youmans
LT	Jim Boeke	RT	Jim Colvin
LG	Jake Kupp	RE	Bob Lilly
C	Dave Manders	RE	George Andrie
RG	Leon Donohue	LLB	Chuck Howley
RT	Ralph Neely	MLB	Jerry Tubbs
TE	Frank Clarke	RLB	Dave Edwards
WR	Buddy Dial (7)	LCB	Cornell Green
	Pete Gent (7)	RCB	Warren Livingston
QB	Don Meredith	SS	Obert Logan (9)
RB	Perry Lee Dunn (7)		Mike Gaechter (5)
	Dan Reeves (4)	FS	Mal Renfro
	J.D. Smith (3)	P	Danny Villanueva (11)
FB	Don Perkins		Colin Ridgway (3)
K	Danny Villanueva		

Pro Bowlers in Bold

STAFF PLAYERS 2006 SEASON RECORDS PLAYOFF RECORDS 1965 STATISTICS SIDELINES

1966 ★ DALLAS COWBOYS STATISTICS ★ 1966

FIRST PLACE, EASTERN CONFERENCE
HEAD COACH: TOM LANDRY

PRESEASON (5-0)			
Date	W/L	Score	Opponent
8/7	W	24-13	@ San Francisco
8/13	W	20-10	@ Los Angeles
8/20	W	21-3	GREEN BAY
8/27	W	20-10	Detroit @Tulsa
9/2	W	28-24	MINNESOTA
REGULAR SEASON (10-3-1)			
9/18	W	52-7	NEW YORK
9/25	W	28-17	MINNESOTA
10/2	W	47-14	@ Atlanta
10/9	W	56-7	PHILADELPHIA
10/16	T	10-10	@ St. Louis
10/23	L	21-30	@ Cleveland
10/30	W	52-21	PITTSBURGH
11/6	L	23-24	@ Philadelphia
11/13	W	31-30	@ Washington
11/20	W	20-7	@ Pittsburgh
11/24	W	26-14	CLEVELAND
12/4	W	31-17	ST. LOUIS
12/11	L	31-34	WASHINGTON
12/18	W	17-7	@ New York
CHAMPIONSHIP GAME			
1/1/67	L	27-34	Green Bay

TEAM STATISTICS	DALLAS	OPP
FIRST DOWNS	287	221
Rushing	124	64
Passing	139	140
Penalty	24	17
Third Down-Made/Att	68/188	72/213
Third Down Efficiency	36.1	33.8
Fourth Down-Made/Att	7/12	4/14
TOTAL NET YARDS	5,145	3,558
Avg. Per Game	367.5	254.1
Total Plays	926	873
Avg. Per Play	5.6	4.1
NET YARDS RUSHING	2,122	1,176
Avg. Per Game	151.6	84.0
Total Rushes	471	356
Avg. Per Rush	4.5	3.3
NET YARDS PASSING	3,023	2,382
Sacked/Yards Lost	42/308	60/420
Gross Yards	3,331	2,802
Attempts/Completions	413/214	457/212
Pct. of Completions	51.8	46.4
Had Intercepted	14	17
PUNTS/AVERAGE	65/39.2	79/42.4
Net Punting Average	36.7	38.4
PUNT RET./AVG.	41/6.3	26/4.2
KICKOFF RET./AVG.	44/22.9	78/21.8
INT./AVG. RET.	17/17.8	14/19.6
PENALTIES/YARDS	83/824	63/778
FUMBLES/BALL LOST	23/10	23/14
TOUCHDOWNS	56	29
Rushing	24	6
Passing	27	17
Returns	5	6
EXTRA POINTS/ATTEMPTS	56/56	29/29
FIELD GOALS/ATTEMPTS	17/31	12/31

	PASSING	ATT	COMP	YDS	PCT	ATT	TD	PCT	INT	PCT	INT	LG	SKS/YDS	RATING
Meredith	344	177	2,805	51.5	8.15	24	7.0	12	3.5	951	37/261	79.9		
Rhine	36	21	253	58.3	7.03	0	0.0	1	2.8	47	4/39	45.0		
Morton	27	13	225	48.1	8.33	3	11.1	1	3.7	41	1/8	65.0		
Reeves	6	3	48	50.0	8.00	0	0.0	0	0.0	29	0/0	66.7		
COWBOYS	413	214	3,331	51.8	8.07	27	6.5	14	3.4	951	42/308	74.8		
Opponents	457	212	2,802	46.4	6.13	17	3.7	17	3.7	78	60/420	63.1		

RUSHING	ATT	YDS	AVG	LG	TD
Reeves	175	757	4.3	67	8
Perkins	186	726	3.9	24	8
Meredith	38	242	6.4	22	5
Shy	17	118	6.9	68	1
Garrison	16	62	3.9	13	0
Renfro	8	52	6.5	27	1
Morton	7	50	7.1	12	0
Clarke	8	49	6.1	26	0
Rhime	7	37	5.4	11	0
Villanueva	1	23	23.0	23	0
Smith	7	7	1.0	2	1
Hayes	1	-1	0.0	0	0
COWBOYS	471	2,122	4.5	68	24
Opponents	356	1,176	3.3	41	6

RECEIVING	NO	YDS	AVG	LG	TD
Hayes	64	1,232	19.3	951	13
Reeves	41	557	13.6	511	8
Clarke	27	474	17.6	84	1
Gernt	26	355	13.7	33	4
Perkins	23	231	10.0	39	0
Dial	14	252	18.0	39	1
Norman	12	144	12.0	31	0
Renfro	4	65	16.3	42	0
Garrison	2	18	9.0	17	0
Smith	1	3	3.0	3	0
COWBOYS	214	3,331	15.6	951	27
Opponents	212	2,802	13.2	781	17

INTERCEPTIONS	NO	YDS	AVG	LG	TD
Green	4	88	22.0	411	1
Gaechter	3	28	9.3	23	0
Renfro	2	57	28.5	33	0
Logan	2	44	22.0	22	1
Livingston	2	13	6.5	13	0
Jordan	1	49	49.0	491	1
Edwards	1	12	12.0	12	0
Andrie	1	6	6.0	6	1
Tubbs	1	6	6.0	6	0
COWBOYS	17	303	17.8	491	3
Opponents	14	274	19.6	58	1

PUNTING	NO	YDS	AVG	TBIN20	LG	BL	NET
Villanueva	65	2,551	39.2	3	14	58	1 36.7
COWBOYS	65	2,551	39.2	3	14	58	1 36.7
Opp.	79	3,349	42.4	3	21	67	0 38.4

PUNT RETURNS	NO	FC	YDS	AVG	LG	TD
Renfro	21	6	123	5.9	38	0
Hayes	17	4	106	6.2	18	0
Howley	1	0	30	30.0	30	0
Reeves	2	2	-1	-0.5	14	0
COWBOYS	41	12	258	6.3	38	0
Opponents	26	26	108	4.3	67	1

KICKOFF RETURNS	NO	YDS	AVG	LG	TD
Renfro	19	487	25.6	871	1
Garrison	20	445	22.0	35	0
Reeves	3	56	18.7	21	0
Neely	2	18	9.0	13	0
COWBOYS	44	1,006	22.8	871	1
Opponents	78	1,699	21.8	931	3

SCORE BY	QUARTERS	1	2	3	4	OT	T
COWBOYS		78	128	101	138	0	445
Opponents		50	79	62	48	0	239

FIELD GOALS	7-19	20-29	30-39	40-49	50-59
Villanueva	9-9	1-8	5-6	1-8	0-0
COWBOYS	9-9	1-8	5-6	1-8	0-0
Opponents	1-2	5-6	4-12	2-9	0-2

Villanueva: (12), (42M), (22), (45M), (17,47M,33M), (49M), (49M,12), (21,28M,14,42), (20), (34M,38M,27,37), (11,31,12,13), (31M), (42,26), (45M,29M,37M,10), (1), (36M), (23,50M,45M,33M), (1), (1), (36M), (27,36M), (39,30,47,39M), (1), (31,49M), (35,33,11), (1), (28M,31M,20B), (25,50M,34M,40M), (44M,47M,42,29), (12B,39M,47M)

SCORING	TDR	TDP	TDR1	FG	PAT	S	TP
Villanueva	0	0	17/31	56/56	0	107	
Reeves	8	8	0/0	0/0	0	0	96
Hayes	0	13	0/0	0/0	0	0	78
Perkins	8	0	0/0	0/0	0	0	48
Meredith	5	0	0/0	0/0	0	0	30
Clarke	0	4	0/0	0/0	0	0	24
Andrie	0	0	1a	0/0	0/0	0	6
Dial	0	1	0/0	0/0	0/0	0	6
Garrison	1	0	0/0	0/0	0/0	0	6
Gernt	0	1	0/0	0/0	0/0	0	6
Green	0	0	1b	0/0	0/0	0	6
Howley	0	0	1c	0/0	0/0	0	6
Jordan	0	0	1d	0/0	0/0	0	6
Renfro	0	0	1e	0/0	0/0	0	6
Shy	1	0	0/0	0/0	0/0	0	6
Smith	1	0	0/0	0/0	0/0	0	6
COWBOYS	24	27	5	17/31	56/56	1+445	
Opponents	6	17	6	12/31	29/29	0	239

a 6 interception return vs. N.Y. Giants (12/18)
b 41 interception return vs. N.Y. Giants (9/18)
c 97 fumble return vs. Atlanta (10/2)
d 49 interception return vs. Pittsburgh (10/30)
e 87 kickoff return vs. Pittsburgh (10/30)
+ Townes tackled Johnson in end zone vs. Atlanta (10/2)
* Woodson 56 interception return vs. Pittsburgh (10/30)

Butler 93 kickoff return vs. Pittsburgh (10/30)
Brown 93 kickoff return vs. Philadelphia (11/6)
Brown 90 kickoff return vs. Philadelphia (11/6)
Martin 40 punt return vs. Philadelphia (11/6)
Roger recovered blocked punt in end zone vs. Washington (12/11)

USUAL STARTERS

WR Bob Hayes	LE Willie Townes (8)
LT Jim Boeke (10)	LB Larry Stephens (6)
TE Tony Liscio (4)	LT Jim Colvin
LG Tony Liscio (10)	RT Bob Lilly
RE John Niland (4)	RE George Andrie
C Dave Manders	LLB Chuck Howley
RG Leon Donohue	MLB Lee Roy Jordan
RT Ralph Neely	RLB Dave Edwards
TE Pettis Norman	LCB Cornell Green
WR Pete Gent (10)	RCB Warren Livingston
Buddy Dial (3)	SS Mike Gaechter
QB Don Meredith	FS Mel Renfro (8)
RB Dan Reeves	P Obert Logan (6)
FB Don Perkins	P Danny Villanueva
K Danny Villanueva	

Pro Bowlers in Bold

1967 ★ DALLAS COWBOYS STATISTICS ★ 1967

FIRST PLACE, CAPITOL DIVISION HEAD COACH: TOM LANDRY

PRESEASON (2-3)

Date	W/L	Score	Opponent	Att.
8/12	L	6-20	@ Los Angeles	57,595
8/20	W	30-24	@ San Francisco	31,212
8/28	L	3-20	GREEN BAY	78,087
9/2	W	30-17	@ Houston	53,125
9/9	L	7-33	BALTIMORE	58,492

REGULAR SEASON (9-5)

Date	W/L	Score	Opponent	Att.
9/17	W	21-14	@ Cleveland	81,039
9/24	W	38-24	NEW YORK	66,209
10/1	L	13-35	LOS ANGELES	75,229
10/8	W	17-14	@ Washington	50,566
10/15	W	14-10	NEW ORLEANS	64,128
10/22	W	24-21	@ Pittsburgh	39,641
10/29	L	14-21	@ Philadelphia	60,740
11/5	W	37-7	ATLANTA	54,751
11/12	W	27-10	@ New Orleans	83,437
11/19	L	20-27	WASHINGTON	75,538
11/23	W	46-21	ST. LOUIS	68,787
12/3	L	17-23	@ Baltimore	60,238
12/10	W	38-17	PHILADELPHIA	55,834
12/16	L	16-24	@ San Francisco	27,182

1967 EASTERN CHAMPIONSHIP GAME

12/24	W	52-14	CLEVELAND	70,786
-------	---	-------	-----------	--------

NFL CHAMPIONSHIP GAME

12/31	L	17-21	@ Green Bay	50,861
-------	---	-------	-------------	--------

TEAM STATISTICS

	DALLAS	OPP
FIRST DOWNS	261	236
Rushing	109	64
Passing	141	145
Penalty	11	27
Third Down-Made/Att	79/200	80/195
Third Down Efficiency	39.5	41.0
Fourth Down-Made/Att	8/15	5/13
TOTAL NET YARDS	4,699	3,874
Avg. Per Game	335.6	276.7
Total Plays	936	866
Avg. Per Play	5.0	4.5
NET YARDS RUSHING	1,900	1,094
Avg. Per Game	135.7	78.1
Total Rushes	477	339
Avg. Per Rush	4.0	3.2
NET YARDS PASSING	2,799	2,780
Sacked/Yards Lost	42/294	45/377
Gross Yards	3,093	3,167
Attempts/Completions	417/210	482/260
Pct. of Completions	50.4	53.9
Had Intercepted	28	29
PUNTS/AVERAGE	67/40.4	72/42.5
Net Punting Average	35.2	36.1
PUNT RET./AVG.	33/9.7	38/7.0
KICKOFF RET./AVG.	48/21.1	59/22.9
INT./AVG. RET.	29/11.4	28/12.6
PENALTIES/YARDS	81/785	64/707
FUMBLES/BALL LOST	25/13	28/18
TOUCHDOWNS	45	35
Rushing	13	11
Passing	28	21
Returns	4	3
EXTRA POINTS/ATTEMPTS	41/44	34/35
FIELD GOALS/ATTEMPTS	9/23	8/23

	ATT	COMP	YDS	PCT	ATT	TD	TD	INT	PCT	PCT	LG	SKS/YDS	RATING
Meredith	255	128	1,834	50.2	7.19	16	6.3	16	6.3	60	21/143	68.6	
Morton	137	69	987	50.4	7.20	10	7.3	10	7.3	64	17/125	67.8	
Rhorne	18	9	86	50.0	4.78	0	0.0	1	5.5	19	4/26	40.3	
Reeves	7	4	195	57.1	27.86	2	28.6	1	14.3	41	0/0	101.8	
COWBOYS	417	210	3,093	50.4	7.42	28	6.7	28	6.7	64	42/294	69.4	
Opponents	482	260	3,167	53.9	6.57	21	4.4	29	6.0	67	45/377	63.9	

RUSHING	ATT	YDS	AVG	LG	TD
Perkins	201	823	4.1	30	6
Reeves	173	603	3.5	32	5
Garrison	24	146	6.1	26	0
Norman	9	91	10.1	28	0
Meredith	28	84	3.0	16	0
Clarke	4	72	18.0	56	1
Shy	17	59	3.5	13	0
Morton	15	42	2.8	11	0
Baynham	3	6	2.0	3	0
Rhorne	2	-11	-5.5	-2	0
Villanueva	1	-15	-15.0	-15	0
COWBOYS	477	1,900	4.0	56	13
Opponents	339	1,094	3.2	46	11

RECEIVING	NO	YDS	AVG	LG	TD
Rentzel	58	996	17.2	74	8
Hayes	49	998	20.4	64	10
Reeves	39	490	12.6	60	6
Norman	20	220	11.0	39	2
Perkins	18	116	6.4	15	0
Clarke	9	119	13.2	23	1
Gent	9	88	9.8	16	1
Shy	3	36	12.0	19	0
Baynham	3	13	4.3	17	0
Garrison	2	17	8.5	14	0
COWBOYS	210	3,093	14.7	74	28
Opponents	260	3,167	12.1	67	20

INTERCEPTIONS	NO	YDS	AVG	LG	TD
Green	7	52	7.4	28	0
Renfro	7	38	5.4	30	0
Johnson	5	88	17.6	49	0
Jordan	3	85	30.2	40	1
Edwards	3	34	11.3	26	1
Gaechter	2	0	0.0	0	0
Howley	1	28	28.0	28	1
Clark	1	6	6.0	6	0
COWBOYS	29	331	11.4	49	3
Opponents	28	353	12.6	67	2

PUNTING	NO	YDS	AVG	TB	IN	LG	BL	NET
Villanueva	67	2,707	40.4	4	9	57	0	35.2
COWBOYS	67	2,707	40.4	4	9	57	0	35.2
Opp.	72	3,058	42.5	7	19	68	1	36.1

PUNT RETURNS	NO	FC	YDS	AVG	LG	TD
Hayes	24	6	276	11.5	69	1
Rentzel	6	6	45	7.5	21	0
Renfro	3	4	-1	-0.3	7	0
COWBOYS	33	16	320	9.7	69	1
Opponents	38	15	266	7.0	41	0

KICKOFF RETURNS	NO	YDS	AVG	LG	TD
Garrison	20	366	18.3	36	0
Baynham	12	331	27.6	37	0
Renfro	5	112	22.4	30	0
Shy	5	96	19.2	35	0
Stokes	4	92	23.0	35	0
Hayes	1	17	17.0	17	0
East	1	0	0.0	0	0
COWBOYS	48	1,014	21.1	37	0
Opponents	59	1,350	22.9	54	0

SCORE BY QUARTERS	1	2	3	4	OT	T
COWBOYS	69	105	86	82	0	342
Opponents	55	80	57	76	0	268

FIELD GOALS	7-19	20-29	30-39	40-49	50+
Villanueva	2-5	5-5	1-1	0-7	0-1
Deters	1-1	0-0	0-1	0-2	0-0
COWBOYS	3-6	5-5	1-2	0-9	0-1
Opponents	1-1	3-7	2-5	1-8	1-2

Deters: (37M),(12),(43M,40M),(0),(0),(0),(0),(0),(0),(0),(0),(0)

Villanueva: (0),(0),(0),(40M,27),(49M,13M),(51M,45M,34),(9B),(0),(45M,49M,21,12),(40M),(22),(17),(22,19M),(25,49B) Opponents: (27M,37M),(38,44M),(45M,33M),(26M),(45M,47,48M),(0),(37B),(27M),(48B,26M,11),(0),(42M),(29,53,27),(25),(49M,50B,37)

SCORING	TDR	TD	TDR1	FG	PAT	S	TP
Hayes	0	10	1a	0/0	0/0	0	66
Reeves	5	6	0	0/0	0/0	0	66
Villanueva	0	0	0	8/19	32/34	0	56
Rentzel	0	8	0	0/0	0/0	0	48
Perkins	6	0	0	0/0	0/0	0	36
Clarke	1	1	0	0/0	0/0	0	12
Deters	0	0	0	1/4	9/10	0	12
Norman	0	2	0	0/0	0/0	0	12
Edwards	0	0	1b	0/0	0/0	0	6
Baynham	1	0	0	0/0	0/0	0	6
Gent	0	1	0	0/0	0/0	0	6
Howley	0	0	1c	0/0	0/0	0	6
Jordan	0	0	1d	0/0	0/1	8	
COWBOYS	13	28	4	9/23	41/44	24	342
Opponents	11	20	3*	8/23	34/35	0	268

a 69 punt return vs. St. Louis (11/23)

b 26 interception return vs. Baltimore (12/3)

c 28 interception return vs. Cleveland (9/17)

d 33 interception return vs. Atlanta (11/5)

+ Pugh tackled Johnson in end zone vs. Atlanta (11/5)

Jordan tackled Roland in end zone vs. St. Louis (11/23)

* Meador 30 interception return vs. Los Angeles (10/1)

Whitsett 26 interception return vs. New Orleans (10/15)

Scarpati 67 interception return vs. Philadelphia (12/10)

USUAL STARTERS

WR Bob Hayes	LE Willie Townes
LT Tony Liscio	LT Jethro Pugh
LG John Niland	RT Bob Lilly
C Mike Connelly	RE George Andrie
RG Leon Donohue	LLB Chuck Howley
RT Ralph Neely	MLB Lee Roy Jordan
TE Pettis Norman	RLB Dave Edwards
WR Lance Rentzel	LCB Cornell Green
QB Don Meredith (11)	RCB Mike Johnson
Craig Morton (3)	SS Mike Gaechter
RB Dan Reeves	FS Mel Renfro (8)
FB Don Perkins	Obert Logan (4)
K Danny Villanueva (11)	P Danny Villanueva
Harold Deters (3)	

Pro Bowlers in Bold

1968 ★ DALLAS COWBOYS STATISTICS ★ 1968

FIRST PLACE CAPITOL DIVISION HEAD COACH: TOM LANDRY

PRESEASON (3-3)

Date	W/L	Score	Opponent	Att.
8/3	L	24-30	Chicago @ Canton	14,578
8/11	W	16-14	@ San Francisco	27,530
8/17	W	42-10	@ Los Angeles	64,978
8/24	L	27-31	GREEN BAY	72,014
8/31	W	33-19	@ Houston	52,289
9/7	L	10-16	BALTIMORE	69,520

REGULAR SEASON (12-2)

9/15	W	59-13	DETROIT	61,382
9/22	W	28-7	CLEVELAND	68,733
9/29	W	45-13	@ Philadelphia	60,858
10/6	W	27-10	@ St. Louis	48,296
10/13	W	34-14	PHILADELPHIA	72,063
10/20	W	20-7	@ Minnesota	47,644
10/28	L	17-28	GREEN BAY	74,604
11/3	W	17-3	@ New Orleans	84,728
11/10	L	21-27	NEW YORK	72,163
11/17	W	44-24	@ Washington	50,816
11/24	W	34-3	@ Chicago	46,667
11/28	W	29-20	WASHINGTON	66,076
12/8	W	28-7	PITTSBURGH	55,069
12/15	W	28-10	@ New York	62,617

1968 EASTERN CHAMPIONSHIP GAME

12/21	L	20-31	@ Cleveland	81,497
-------	---	-------	-------------	--------

PLAYOFF BOWL GAME

(Miami)

1/5/69	W	17-13	Minnesota	22,961
--------	---	-------	-----------	--------

TEAM STATISTICS

	DALLAS	OPP
FIRST DOWNS	297	202
Rushing	135	61
Passing	143	123
Penalty	19	18
Third Down-Made/Att.	87/188	66/193
Third Down Efficiency	46.3	34.2
Fourth Down-Made/Att.	6/6	6/19
TOTAL NET YARDS	5,117	3,633
Avg. Per Game	365.5	259.5
Total Plays	913	863
Avg. Per Play	5.6	4.2
NET YARDS RUSHING	2,091	1,195
Avg. Per Game	149.4	85.4
Total Rushes	480	369
Avg. Per Rush	4.4	3.2
NET YARDS PASSING	3,026	2,438
Sacked/Yards Lost	34/269	51/400
Gross Yards	3,295	2,838
Attempts/Completions	399/217	428/220
Pct. of Completions	54.4	51.4
Had Intercepted	18	26
PUNTS/AVERAGE	59/40.9	77/40.4
Net Punting Average	36.4	33.7
PUNT RET./AVG.	30/13.5	25/5.1
KICKOFF RET./AVG.	39/21.6	68/19.5
INT./AVG. RET.	26/10.6	18/20.5
PENALTIES/YARDS	77/751	54/657
FUMBLES/BALL LOST	21/15	21/15
TOUCHDOWNS	54	23
Rushing	22	2
Passing	25	20
Returns	7	1
EXTRA POINTS/ATTEMPTS	54/54	21/23
FIELD GOALS/ATTEMPTS	17/29	9/22

RUSHING	ATT	YDS	AVG	LG	TD
Perkins	191	836	4.4	28t	4
Baynham	103	438	4.3	22t	5
Garrison	45	271	5.9	22	5
Shy	64	179	2.8	17t	1
Reeves	40	178	4.5	25	4
Meredith	22	123	5.6	16	1
Norman	4	51	12.8	26	0
Morton	4	28	7.0	12	2
Hayes	4	2	0.5	0	0
Gent	2	-5	-2.5	-5	0

COWBOYS	480	2,071	4.4	28t	22
Opponents	369	1,195	3.2	27	2

RECEIVING	NO	YDS	AVG	LG	TD
Rentzel	54	1,009	18.7	65t	6
Hayes	53	909	17.2	54	10
Baynham	29	380	13.1	40	3
Norman	18	204	11.3	34	1
Perkins	17	180	11.1	24	2
Clark	16	194	12.1	22	0
Shy	10	105	10.5	41	0
Garrison	7	111	15.9	53	0
Reeves	7	84	12.0	21	1
Homan	4	92	23.0	36t	1
Wright	1	15	15.0	15t	1
Randle	1	12	12.0	12	0

COWBOYS	217	3,296	15.2	65t	25
Opponents	220	2,838	12.9	80t	20

INTERCEPTIONS	NO	YDS	AVG	LG	TD
Howley	6	115	19.2	58	1
Green	4	73	18.3	55t	1
Gaechter	3	23	7.6	17	0
Jordan	3	17	5.7	7	0
Johnson	3	3	1.0	3	0
Renfro	3	5	1.7	5	0
Daniels	2	25	12.5	17	0
Simmons	1	8	8.0	8	0
Cole	1	5	5.0	5	1

COWBOYS	26	275	10.6	58	3
Opponents	18	335	20.5	89	1

PUNTING	NO	YDS	AVG	TB	IN	LG	BL	NET
Widby	59	2,415	40.9	7	17	84	0	36.4
COWBOYS	59	2,415	40.9	7	17	84	0	36.4
Opp.	77	3,119	40.4	6	22	57	0	33.7

PUNT RETURNS	NO	FC	YDS	AVG	LG	TD
Hayes	15	9	312	20.8	90t	2
Rentzel	14	12	93	6.6	27	0
Homan	1	0	0	0.0	0	0
Gaechter	0	1	0	0.0	0	0

COWBOYS	30	23	405	13.5	90t	2
Opponents	25	16	128	5.1	48	0

KICKOFF RETURNS	NO	YDS	AVG	LG	TD
Baynham	23	590	25.7	40	0
Daniels	9	193	21.5	32	0
Neely	3	17	5.6	9	0
Homan	2	21	10.5	21	0
Hayes	1	20	20.0	20	0
Norman	1	0	0.0	0	0

COWBOYS	39	843	21.6	40	0
Opponents	68	1,326	19.5	53	0

SCORE BY QUARTERS	1	2	3	4	OT	T
COWBOYS	72	133	85	141	0	431
Opponents	19	68	59	40	0	186

FIELD GOALS	7-19	20-29	30-39	40-49	50-60
Clark	6-6	7-8	1-6	2-6	1-3
COWBOYS	6-6	7-8	1-6	2-6	1-3
Opponents	3-3	3-3	3-11	0-4	0-1

Clark: (52M,16.46M),(33M),(26),(14.50),(35M, 26.21),(12.21,53M),(16.47M),(20),(1),(45, 34.13),(34M,21.29M,31M,38M,49.47M),(18, 25),(48M),(1)

Opponents: (48M,36B),(23,13),(32,35M),(47M, (31B,45B),(37M),(57M,37M,35),(25, (10),(37),(21,34M),(1),(45M),(12,32M, 32B)

SCORING	TDR	TD	TDR	FG	PAT	S	TP
M. Clark	0	0	0	17/29	54/54	0	105
Hayes	0	10	2a	0/0	0/0	0	72
Baynham	5	3	0	0/0	0/0	0	48
Perkins	4	2	0	0/0	0/0	0	36
Rentzel	0	6	0	0/0	0/0	0	36
Garrison	5	0	0	0/0	0/0	0	30
Reeves	4	1	0	0/0	0/0	0	30
Cole	0	0	2b	0/0	0/0	0	12
Morton	2	0	0	0/0	0/0	0	12
Green	0	0	1c	0/0	0/0	0	6
Homan	0	1	0	0/0	0/0	0	6
Howley	0	0	1d	0/0	0/0	0	6
Meredith	1	0	0	0/0	0/0	0	6
Shy	1	0	0	0/0	0/0	0	6
Townes	0	0	1e	0/0	0/0	0	8
Norman	0	1	0	0/0	0/0	0	2
Wright	0	1	0	0/0	0/0	0	6
Pugh	0	0	0	0/0	0/0	1	2
COWBOYS	22	25	7	17/29	54/54	1+ 4	31
Opponents	2	20	1*	9/22	21/23	0	186

- a 90 punt return vs. Pittsburgh (12/8)
- 63 punt return vs. N.Y. Giants (12/15)
- b 21 fumble return vs. Washington (11/17)
- 5 interception return vs. Washington (11/28)
- c 55 interception return vs. Minnesota (10/20)
- d 35 interception return vs. Detroit (9/15)
- e 20 fumble return vs. Cleveland (9/22)
- + Pugh forced fumble in end zone vs. Washington (11/28)
- * Hanburger 30 interception return vs. Washington (11/17)

USUAL STARTERS

WR	Bob Hayes	LE	Larry Cole (10)
LT	Tony Lucio	Willie Townes (4)	
LG	John Niland	LT	Jethro Pugh
C	Malcolm Walker	RT	Bob Lilly
RG	John Wilbur	RE	George Andrie
RT	Ralph Neely	LLB	Chuck Howley
TE	Pettis Norman	MLB	Lee Roy Jordan
WR	Lance Rentzel	RLB	Dave Edwards
QB	Don Meredith	LCB	Cornell Green
RB	Craig Baynham (8)	RCB	Mike Johnson
	Dan Reeves (4)	SS	Mike Gaechter
FB	Don Perkins	FS	Mel Renfro (8)
K	Mike Clark		Dick Daniels (8)
		P	Ron Widby

Pro Bowlers in Bold

PASSING	ATT	COMP	YDS	PCT	AVG	PCT	PCT	PCT	LG	SKS/YDS	RATING	
Meredith	309	171	2,500	55.3	8.09	21	6.8	12	3.9	65t	30/180	88.3
Morton	85	44	752	51.8	8.85	4	4.7	6.1	5.3	43.9	68.2	
Reeves	4	2	43	50.0	10.75	0	0.0	0.0	0.0	24	0/0	101.8
Baynham	1	0	0	0.0	0.00	0	0.0	0.0	0.0	0	0/0	39.6
COWBOYS	399	217	3,295	54.4	8.26	25	6.3	18	4.5	65t	34/269	84.1
Opponents	428	220	2,838	51.4	6.63	20	4.7	26	6.1	80t	51/400	63.9

1969 ★ DALLAS COWBOYS STATISTICS ★ 1969

STAFF PLAYERS 2006 SEASON RECORDS PLAYOFF RECORDS STATISTICS SIDELINES

FIRST PLACE CAPITOL DIVISION HEAD COACH: TOM LANDRY

PRESEASON (4-2)

Date	W/L	Score	Opponent	Att.
8/8	L	17-24	@ Los Angeles	87,381
8/17	W	20-17	@ San Francisco	33,894
8/23	W	31-13	GREEN BAY	73,764
8/28	W	14-11	@ Houston	55,310
9/6	W	25-9	N.Y. JETS	74,771
9/14	L	7-23	BALTIMORE	58,975

REGULAR SEASON (11-2-1)

9/21	W	24-3	ST. LOUIS	62,134
9/28	W	21-17	@ New Orleans	79,567
10/5	W	38-7	@ Philadelphia	60,658
10/12	W	24-17	@ Atlanta	54,833
10/19	W	49-14	PHILADELPHIA	71,509
10/27	W	25-3	NEW YORK	58,964
11/2	L	10-42	@ Cleveland	84,850
11/9	W	33-17	NEW ORLEANS	68,282
11/16	W	41-28	@ Washington	50,474
11/23	L	23-24	@ Los Angeles	79,105
11/27	T	24-24	SAN FRANCISCO	62,348
12/7	W	10-7	@ Pittsburgh	24,990
12/13	W	27-10	BALTIMORE	63,191
12/21	W	20-10	WASHINGTON	56,924

1969 EASTERN CHAMPIONSHIP GAME

12/28	L	14-38	CLEVELAND	69,321
-------	---	-------	-----------	--------

PLAYOFF BOWL GAME

(Miami)

1/3/70	L	0-31	Los Angeles	31,151
--------	---	------	-------------	--------

TEAM STATISTICS

	DALLAS	OPP
FIRST DOWNS	275	203
Rushing	133	52
Passing	125	141
Penalty	17	10
Third Down-Made/Att	82/197	64/191
Third Down Efficiency	41.6	33.5
Fourth Down-Made/Att	2/6	3/8
TOTAL NET YARDS	5,122	3,707
Avg. Per Game	365.9	264.8
Total Plays	931	826
Avg. Per Play	5.5	4.5
NET YARDS RUSHING	2,276	1,050
Avg. Per Game	162.6	75.0
Total Rushes	532	313
Avg. Per Rush	4.3	3.4
NET YARDS PASSING	2,846	2,657
Sacked/Yards Lost	44/366	55/452
Gross Yards	3,212	3,109
Attempts/Completions	355/189	458/235
Pct. of Completions	53.2	51.3
Had Intercepted	18	24
PUNTS/AVERAGE	63/43.3	82/42.2
Net Punting Average	37.2	37.7
PUNT RET./AVG.	38/7.2	43/7.1
KICKOFF RET./AVG.	36/19.9	64/19.4
INT./AVG. RET.	24/14.1	18/9.3
PENALTIES/YARDS	81/840	58/680
FUMBLES/BALL LOST	28/12	23/11
TOUCHDOWNS	44	28
Rushing	17	3
Passing	24	23
Returns	3	2
EXTRA POINTS/ATTEMPTS	43/44	28/28
FIELD GOALS/ATTEMPTS	20/36	9/25

RUSHING	ATT	YDS	AVG	LG	TD
Hill	204	942	4.6	55	8
Garrison	176	818	4.6	21	2
Reeves	59	173	2.9	12	4
Shy	42	154	3.7	23	1
Morton	16	62	4.0	15	1
Staubach	15	60	4.0	19	1
Welch	6	21	3.5	6	0
Norman	5	20	4.0	21	0
Hayes	4	17	4.3	6	0
Rentzel	2	11	5.5	14	0
Baynham	3	-2	-0.6	2	0

COWBOYS	532	2,276	4.3	55	17
Opponents	313	1,050	3.4	25	3

RECEIVING	NO	YDS	AVG	LG	TD
Rentzel	43	969	22.3	75	12
Hayes	40	746	18.7	67	4
Hill	20	232	11.6	28	0
Reeves	18	187	10.4	29	1
Ditka	17	369	21.7	51	3
Norman	13	238	18.3	31	3
Garrison	13	131	10.1	25	0
Homan	12	240	20.0	66	0
Shy	8	124	15.5	49	1
Conrad	4	74	18.5	34	0
Wright	1	12	12.0	12	0

COWBOYS	189	3,212	17.0	75	24
Opponents	235	3,109	13.2	88	23

INTERCEPTIONS	NO	YDS	AVG	LG	TD
Renfro	10	118	11.8	41	0
Gaechter	3	72	24.0	37	0
Jordan	2	38	19.0	38	0
Howley	2	37	18.5	28	0
P. Clark	2	2	1.0	2	0
Green	2	0	0.0	0	0
Cole	1	41	41.0	41	1
Brown	1	31	31.0	31	0
Edwards	1	0	0.0	0	0

COWBOYS	24	339	14.1	41	1
Opponents	18	167	9.3	56	1

PUNTING	NO	YDS	AVG	TB	IN20	LG	BL	NET
Widby	63	2,729	43.3	4	9	62	0	37.2
COWBOYS	63	2,729	43.3	4	9	62	0	37.2
Opp.	82	3,463	42.2	5	21	81	0	37.7

PUNT RETURNS	NO	FC	YDS	AVG	LG	TD
Hayes	18	5	179	9.9	50	0
Renfro	15	7	80	5.3	34	0
Rentzel	4	3	14	3.5	11	0
Johnson	1	0	0	0.0	0	0
COWBOYS	38	15	273	7.2	50	0
Opponents	43	7	305	7.1	28	0

KICKOFF RETURNS	NO	YDS	AVG	LG	TD
Flowers	11	238	20.8	30	0
Baynham	7	114	16.3	29	0
Welch	5	112	22.4	35	0
Hill	4	125	31.3	46	0
Hayes	3	80	26.7	46	0
Shy	3	47	15.6	26	0
Green	2	0	0.0	0	0
Garrison	1	2	2.0	2	0
COWBOYS	36	718	19.9	46	0
Opponents	64	1,242	19.4	60	0

SCORE BY QUARTERS	1	2	3	4	OT	T
COWBOYS	102	106	54	107	0	369
Opponents	62	64	48	49	0	223

FIELD GOALS	7-19	20-29	30-39	40-49	50+
Clark, M.	7-8	6-7	4-7	3-11	0-3
COWBOYS	7-8	6-7	4-7	3-11	0-3
Opponents	1-1	3-5	4-5	1-12	0-2

Clark: (23M 30) (47M), (14.47M), (47.32M), (17M), (33M), (41M 42M 47.35 15), (14.50M), (21.21), (46M 40M), (36.14.50M), (18.22.43), (47M 24, 37M), (32), (15.27.46M), (12.24.54M)
Opponents: (42M, 46M, 20.27M), (56M, 32M, 43), (42B), (34), (48M), (23.50B), (45M, 46M), (37.44M), (48B), (36), (48B 21.), (.), (24, 43M), (34, 27B, 42M)

SCORING	TDR	TD	TDR1	FG	PAT	S	TP
M. Clark	0	0	0	20/36	43/44	0	103
Rentzel	0	12	1a	0/0	0/0	0	78
Hill	8	0	0	0/0	0/0	0	48
Reeves	4	1	0	0/0	0/0	0	30
Hayes	0	4	0	0/0	0/0	0	24
Ditka	0	3	0	0/0	0/0	0	18
Norman	0	3	0	0/0	0/0	0	18
Garrison	2	0	0	0/0	0/0	0	12
Shy	1	1	0	0/0	0/0	0	12
Cole	0	0	1c	0/0	0/0	0	6
Lilly	0	0	1b	0/0	0/0	0	6
Morton	1	0	0	0/0	0/0	0	6
Staubach	1	0	0	0/0	0/0	0	6
Andrie	0	0	0	0/0	0/0	1+	2
COWBOYS	17	24	3	20/36	43/44	1+	369
Opponents	3	23	2*	9/25	28/28	0	223

a Fumble recovery in end zone @ Philadelphia (10/5)

b 9 fumble return vs. Philadelphia (10/19)

c 41 interception return @ Washington (11/16)
+ Andrie tackled Tarkenton in end zone vs. N.Y. Giants (10/27)

* Bradley 56 interception return vs. Philadelphia (10/19)
Hanburger 19 fumble return vs. Washington (12/21)

USUAL STARTERS

WR Bob Hayes (10)	LE Larry Cole
Dennis Homan (4)	LT Jethro Pugh (11)
LT Tony Liscio	RB Ron East (3)
LG John Niland	RT Bob Lilly
C Malcolm Walker	RE George Andrie
RG John Wilbur	LLB Dave Edwards
RT Ralph Neely (11)	MLB Lee Roy Jordan
Rayfield Wright (3)	RLB Chuck Howley
TE Pettis Norman (10)	LCB Cornell Green
Mike Ditka (4)	RCB Phil Clark
WR Lance Rentzel	SS Mike Gaechter
DB Craig Morton	FS Mel Renfro
RB Calvin Hill	P Ron Widby
FB Walt Garrison	
K Mike Clark	

Pro Bowlers in Bold

PASSING	ATT	COMP	YDS	PCT	AVG	PCT	PCT	PCT	LG	SKS/YDS	RATING	
	TD	INT	TD	INT	TD	INT	TD	INT				
Morton	302	162	2,619	53.6	8.67	21	7.0	15	5.0	67	30/246	85.4
Staubach	47	23	421	49.0	8.96	1	2.1	2	4.3	75	12/106	69.5
Hill	3	3	137	100.0	45.66	2	66.7	0	0.0	53	0/0	158.3
Reeves	3	1	35	33.3	11.67	0	0.0	1	33.3	35	2/14	38.9
COWBOYS	355	189	3,212	53.2	9.05	24	6.3	18	7.1	75	44/366	85.6
Opponents	458	235	3,109	51.3	6.79	23	5.0	24	5.2	88	55/452	68.0

1970 ★ DALLAS COWBOYS STATISTICS ★ 1970

FIRST PLACE NFC EAST
HEAD COACH: TOM LANDRY

PRESEASON (1-5)				
Date	W/L	Score	Opponent	Att.
8/8	W	20-10	@ San Diego	39,392
8/15	L	10-17	@ Los Angeles	64,646
8/22	L	34-35	GREEN BAY	72,389
8/29	L	21-37	@ Houston	46,548
9/5	L	0-13	KANSAS CITY	69,055
9/13	L	21-29	N.Y. JETS	55,297
REGULAR SEASON (10-4)				
9/20	W	17-7	@ Philadelphia	59,728
9/27	W	28-10	N.Y. GIANTS	57,239
10/4	L	7-20	@ St. Louis	50,780
10/11	W	13-0	ATLANTA	53,611
10/18	L	13-54	@ Minnesota	47,900
10/25	W	27-16	@ Kansas City	51,158
11/1	W	21-17	PHILADELPHIA	55,736
11/8	L	20-23	@ N.Y. Giants	62,928
11/16	L	0-38	ST. LOUIS	69,323
11/22	W	45-21	@ Washington	50,415
11/26	W	16-3	GREEN BAY	67,182
12/6	W	34-0	WASHINGTON	57,936
12/12	W	6-2	@ Cleveland	75,458
12/20	W	52-10	HOUSTON	50,504
1970 DIVISIONAL PLAYOFF				
12/26	W	5-0	DETROIT	73,167
1970 NFC CHAMPIONSHIP GAME				
1/3/71	W	17-10	@ San Francisco	59,625
SUPER BOWL V (Miami)				
1/17/71	L	13-16	Baltimore	80,055

TEAM STATISTICS	DALLAS	OPP
FIRST DOWNS	229	205
Rushing	119	87
Passing	95	105
Penalty	15	13
Third Down-Made/Att.	63/186	74/202
Third Down Efficiency	33.9	36.6
Fourth Down-Made/Att.	6/15	6/15
TOTAL NET YARDS	4,449	3,569
Avg. Per Game	317.8	254.9
Total Plays	858	855
Avg. Per Play	5.2	4.2
NET YARDS RUSHING	2,300	1,656
Avg. Per Game	164.3	118.3
Total Rushes	522	415
Avg. Per Rush	4.4	4.0
NET YARDS PASSING	2,149	1,913
Sacked/Yards Lost	39/296	41/313
Gross Yards	2,445	2,226
Attempts/Completions	297/149	399/193
Pct. of Completions	50.2	48.4
Had Intercepted	16	24
PUNTS/AVERAGE	69/41.3	74/41.1
Net Punting Average	35.4	36.3
PUNT RET./AVG.	32/7.4	38/7.4
KICKOFF RET./AVG.	37/24.0	60/19.0
INT./AVG. RET.	24/12.8	16/16.2
PENALTIES/YARDS	87/934	70/732
FUMBLES/BALL LOST	29/12	25/14
TOUCHDOWNS	35	24
Rushing	16	10
Passing	18	10
Returns	1	4
EXTRA POINTS/ATTEMPTS	35/35	24/24
FIELD GOALS/ATTEMPTS	18/27	17/26

RUSHING	ATT	YDS	AVG	LG	TD
Thomas	151	803	5.3	47	5
Hill	153	577	3.8	20	4
Garrison	126	507	4.0	18	3
Staubach	27	221	8.2	25	0
Reeves	35	84	2.4	8	2
Morton	16	37	2.3	11	0
Hayes	4	34	8.5	13t	1
Norman	2	16	8.0	22	0
Welch	5	13	2.6	5t	1
Renzel	1	11	11.0	11	0
Homan	2	-3	-1.5	0	0
COWBOYS	522	2,300	4.4	47	16
Opponents	415	1,656	4.0	48	10
RECEIVING	NO	YDS	AVG	LG	TD
Hayes	34	889	26.1	89t	10
Renzel	28	556	19.9	86t	5
Garrison	21	205	9.8	36	2
Hill	13	95	7.3	21	0
Reeves	12	140	11.7	23	0
Thomas	10	73	7.3	17	0
Rucker	9	200	22.2	52t	1
Dirka	8	98	12.3	26	0
Homan	7	105	15.0	43	0
Norman	6	70	11.7	23	0
Kiner	1	14	14.0	14	0
COWBOYS	149	2,445	16.4	89t	18
Opponents	193	2,226	11.5	78	10

INTERCEPTIONS	NO	YDS	AVG	LG	TD
Waters	5	45	9.0	20	0
Renfro	4	3	0.8	3	0
Adderley	3	69	23.0	30	0
Harris	2	66	33.0	60	0
Howley	2	18	9.0	17	0
Edwards	2	2	1.0	2	0
Green	1	59	59.0	59	0
Kiner	1	28	28.0	28	0
Stincin	1	11	11.0	11	0
Jordan	1	6	6.0	6	0
Pugh	1	0	0.0	0	0
Washington	1	0	0.0	0	0
COWBOYS	24	307	12.8	60	0
Opponents	16	259	16.2	43	1

USUAL STARTERS

WR Bob Hayes (9)	LE Larry Cole (10)
Dennis Homan (5)	Pat Toomy (3)
LT Tony Liscio (8)	LT Jethro Pugh
Ralph Neely (6)	RT Bob Lilly
LG John Niland	RE George Andrie
C Dave Manders	LLB Dave Edwards
RG Blaine Nye (10)	MLB Lee Roy Jordan
Ralph Neely (4)	RLB Chuck Howley
RT Rayfield Wright	LCB Herb Adderley
TE Pettis Norman	RCB Mel Renfro
WR Lance Rentzel	SS Cornell Green
QB Craig Morton (11)	FS Charlie Waters (6)
Roger Staubach (3)	Cliff Harris (5)
RB Calvin Hill (9)	P Richmond Flowers (3)
Duane Thomas (4)	Ron Witby
FB Walt Garrison (10)	
Duane Thomas (4)	
K Mike Clark	

Pro Bowlers in Bold

PUNTING	NO	YDS	AVG	TB10-20	LG	BL	NET
Witby	69	2,847	41.3	6	10	59	1 35.4
COWBOYS	69	2,847	41.3	6	10	59	1 35.4
Opp.	74	3,045	41.1	6	21	64	1 36.3
PUNT RETURNS	NO	FC	YDS	AVG	LG	TD	
Hayes	15	7	116	7.7	34	0	
Renfro	13	6	77	5.9	29	0	
Adkins	4	2	44	11.0	24	0	
Reeves	0	2	0	0.0	0	0	
COWBOYS	32	17	237	7.4	34	0	
Opponents	38	12	281	7.4	74t	1	
KICKOFF RETURNS	NO	YDS	AVG	LG	TD		
Thomas	19	416	21.9	33	0		
Adkins	7	149	21.3	27	0		
Washington	5	242	48.4	100	1		
Kiner	3	50	16.7	18	0		
Harris	1	22	22.0	22	0		
Waters	1	6	6.0	6	0		
Flowers	1	3	3.0	3	0		
COWBOYS	37	888	24.0	100t	1		
Opponents	60	1,142	19.0	44	0		
SCORE BY QUARTERS	1	2	3	4	OT	T	
COWBOYS	36	82	93	88	0	299	
Opponents	59	49	55	58	0	221	
FIELD GOALS	7-19	20-29	30-39	40-49	50+		
M. Clark	7-8	3-5	6-9	2-5	0-0		
COWBOYS	7-8	3-5	6-9	2-5	0-0		
Opponents	2-2	4-6	7-9	3-5	1-4		

Clark (13), (47M, 41M), (19M), (38M, 19, 10), (19, 43), (38, 34), (34M), (28, 32M, 22), (1, 42), (21, 12, 15), (218, 38, 47M, 15), (29M, 39, 31), (35)
Opponents: (1, 50M, 20, 27M), (38, 35, 43M), (36M), (42, 31, 28, 34), (25, 32, 22), (19), (40, 42, 55M, 54, 20M), (53M, 31), (1, 19), (47M), (32M), (37)

SCORING	TDR	TDP	TDR1	FG	PAT	S	TP
M. Clark	0	0	0	18/27	35/35	0	89
Hayes	1	10	0	0/0	0/0	0	66
Garrison	3	2	0	0/0	0/0	0	30
Renzel	0	5	0	0/0	0/0	0	30
Thomas	5	0	0	0/0	0/0	0	30
Hill	4	0	0	0/0	0/0	0	24
Reeves	2	0	0	0/0	0/0	0	12
Rucker	0	1	0	0/0	0/0	0	6
Washington	0	0	1a	0/0	0/0	0	6
Welch	1	0	0	0/0	0/0	0	6
COWBOYS	16	18	1	18/27	35/35	0	299
Opponents	10	10	4*	17/26	24/24	0	221

a 100 kickoff return vs. Washington (11/22)
* Sharockman 34 punt block return vs. Minnesota (10/18)
Sharockman 34 interception return vs. Minnesota (10/18)
Roland 74 punt return vs. St. Louis (11/16)
Peacock 41 fumble return vs. Houston (12/20)
+ Reynolds tackled Hayes in end zone vs. Cleveland (12/12)

PASSING	ATT	COMP	YDS	PCT	AVG	PCT	INT	PCT	INT	LG	SKS/YDS	RATING
Morton	207	102	1,819	49.3	8.78	15	7.2	7	3.4	89t	20/166	89.8
Staubach	82	44	542	53.7	6.61	2	2.4	8	9.3	43	19/130	42.9
Reeves	3	1	14	33.3	4.67	0	0.0	1	33.3	14	0/0	9.7
Hill	4	1	12	25.0	3.00	0	0.0	0	0.0	12	0/0	39.6
Renzel	1	1	58	100.0	58.00	1	100.0	0	0.0	58t	0/0	158.3
COWBOYS	297	149	2,445	50.2	8.23	18	6.3	16	7.1	89t	39/296	75.9
Opponents	399	193	2,226	48.4	5.58	10	5.0	24	5.2	78t	41/313	48.9

1971 ★ DALLAS COWBOYS STATISTICS ★ 1971

FIRST PLACE, NFC EAST HEAD COACH: TOM LANDRY

PRESEASON (6-0)			
Date	W/L	Score	Opponent
8/6	W	45-21	@ Los Angeles
8/14	W	36-21	NEW ORLEANS
8/20	W	16-15	CLEVELAND
8/26	W	28-20	@ Houston
9/3	W	27-14	@ Baltimore
9/11	W	24-17	KANSAS CITY

REGULAR SEASON (11-3)			
Date	W/L	Score	Opponent
9/19	W	49-37	@ Buffalo
9/26	W	42-7	@ Philadelphia
10/3	L	16-20	WASHINGTON
10/11	W	20-13	N.Y. GIANTS
10/17	L	14-24	@ New Orleans
10/24	W	44-21	NEW ENGLAND
10/31	L	19-23	@ Chicago
11/7	W	16-13	@ St. Louis
11/14	W	20-7	PHILADELPHIA
11/21	W	13-0	@ Washington
11/25	W	28-21	LOS ANGELES
12/4	W	52-10	N.Y. JETS
12/12	W	42-14	@ N.Y. Giants
12/18	W	31-12	ST. LOUIS

1971 DIVISIONAL PLAYOFF			
12/25	W	20-12	@ Minnesota

1971 NFC CHAMPIONSHIP GAME			
1/2/72	W	14-3	SAN FRANCISCO

SUPER BOWL VI (New Orleans)			
1/16/72	W	24-3	Miami

TEAM STATISTICS	DALLAS	OPP
FIRST DOWNS	288	200
Rushing	135	59
Passing	144	125
Penalty	9	16
Third Down-Made/Att.	87/183	68/182
Third Down Efficiency	47.5	37.4
Fourth Down-Made/Att.	2/3	3/16
TOTAL NET YARDS	5,035	3,468
Avg. Per Game	359.6	247.7
Total Plays	905	817
Avg. Per Play	5.6	4.2
NET YARDS RUSHING	2,249	1,144
Avg. Per Game	160.6	81.7
Total Rushes	512	353
Avg. Per Rush	4.4	3.2
NET YARDS PASSING	2,786	2,324
Sacked/Yards Lost	32/251	43/336
Gross Yards	3,037	2,660
Attempts/Completions	361/206	421/209
Pct. of Completions	57.1	49.6
Had Intercepted	14	26
POINTS/AVERAGE	56/41.6	65/41.5
Net Punting Average	35.0	36.1
PUNT RET./AVG.	31/8.0	26/8.9
KICKOFF RET./AVG.	50/27.5	70/24.0
INT./AVG. RET.	26/15.5	14/21.7
PENALTIES/YARDS	94/952	61/647
FUMBLES/BALL LOST	30/21	40/25
TOUCHDOWNS	50	25
Rushing	25	8
Passing	22	15
Returns	3	2
EXTRA POINTS/ATTEMPTS	50/50	24/25
FIELD GOALS/ATTEMPTS	18/33	16/23

RUSHING	ATT	YDS	AVG	LG	TD
D. Thomas	175	793	4.5	56t	11
Hill	106	468	4.4	17	8
Garrison	127	429	3.4	34	1
Staubach	41	343	8.4	31	2
Reeves	17	79	4.6	22	0
Williams	21	67	3.2	16	0
Welch	14	51	3.6	14	1
Hayes	3	18	6.0	11	0
Morton	4	9	2.3	4	1
Ditka	2	2	1.0	11	0
Alworth	2	-10	-5.0	-4	0
COWBOYS	512	2,249	4.4	56t	25
Opponents	353	1,144	3.2	57t	8

RECEIVING	NO	YDS	AVG	LG	TD
Garrison	40	396	9.9	36	1
Hayes	35	840	24.0	85t	8
Alworth	34	487	14.3	26	2
Ditka	30	360	12.0	29	1
Hill	19	244	12.8	27t	3
Truax	15	232	15.5	25	1
D. Thomas	13	153	11.8	34t	2
Richardson	8	170	21.3	45t	3
Adkins	4	53	13.3	23	0
Williams	3	59	19.7	35	0
Reeves	3	25	8.3	11	0
Rucker	1	19	19.0	19t	1
Welch	1	-1	-1.0	-1	0
COWBOYS	206	3,037	14.7	85t	22
Opponents	209	2,660	12.7	75t	15

INTERCEPTIONS	NO	YDS	AVG	LG	TD
Adlerley	6	182	30.3	46	0
Howley	5	122	24.4	53	0
Renfro	4	11	2.8	7	0
Waters	2	37	18.5	30	0
Jordan	2	34	17.0	23	0
Passing	2	16	8.0	12	0
Edwards	2	0	0.0	0	0
Harris	2	0	0.0	0	0
Lewis	1	0	0.0	0	0
COWBOYS	26	402	15.5	53	0
Opponents	14	304	21.7	60	1

USUAL STARTERS					
WR	Bob Hayes	LE	Larry Cole	RT	Bob Lilly
LT	Ralph Neely (7)	LT	Jethro Pugh	RT	Bob Lilly
	Tony Liscio (5)	RB	George Andrie	LLB	Dave Edwards
LG	John Niland	RE	George Andrie	MLB	Lee Roy Jordan
C	Dave Manders	LLB	Dave Edwards	RLB	Chuck Howley
RG	Blaine Ivey	LCB	Herb Adderley	RCB	Mel Renfro
TE	Rayfield Wright	SS	Cornell Green	FS	Cliff Harris (11)
RT	Billy Truax (10)	CB	Cliff Harris (11)	CB	Charlie Waters (3)
	Mike Ditka (4)	P	Ron Widby		
WR	Lance Alworth (11)				
	Gloster Richardson (3)				
OB	Roger Staubach (10)				
	Craig Morton (4)				
RB	Duane Thomas (9)				
	Calvin Hill (5)				
FB	Walt Garrison				
K	Mike Clark (11)				
	Tony Fritsch (3)				

Pro Bowlers in Bold

PUNTING	NO	YDS	AVG	TBIN20	LG	BL	NET
Widby	56	2,329	41.6	7	17	59	1 35.0
COWBOYS	56	2,329	41.6	7	17	59	1 35.0
Opp.	65	2,697	41.5	5	17	58	1 36.1

PUNT RETURNS	NO	FC	YDS	AVG	LG	TD
Harris	17	8	129	7.6	35	0
Waters	9	5	109	12.1	42	0
Adkins	4	0	5	1.3	10	0
Hayes	1	0	5	0.2	5	0
Renfro	0	1	0	0.0	0	0
COWBOYS	31	14	248	8.0	42	0
Opponents	26	15	231	8.9	43	0

KICKOFF RETURNS	NO	YDS	AVG	LG	TD
Harris	29	823	28.4	77	0
I. Thomas	7	295	42.1	101t	2
Welch	4	105	26.3	39	0
Ditka	3	30	10.0	20	0
D. Thomas	2	64	32.0	33	0
Waters	1	18	18.0	18	0
Lewis	1	15	15.0	15	0
Hayes	1	14	14.0	14	0
Williams	1	12	12.0	12	0
Green	1	0	0.0	0	0
COWBOYS	50	1,376	27.5	101t	2
Opponents	70	1,681	24.0	52	0

SCORE BY QUARTERS	1	2	3	4	OT	T
COWBOYS	96	139	72	99	0	406
Opponents	62	59	32	69	0	222

FIELD GOALS	7-19	20-29	30-39	40-49	50+
M. Clark	5-5	4-6	0-1	4-12	0-1
Fritsch	1-1	3-3	0-1	1-3	0-0
COWBOYS	6-6	7-9	0-2	5-15	0-1
Opponents	0-0	4-6	9-11	3-6	0-0

Clark: (1), (48M, 42M), (48M, 29, 27), (42, 41, 41M), (50M), (16, 17, 45M, 12), (21M, 42M, 29M, 10), (1), (1), (43M, 26, 31M, 48), (1), (47M, 45), (1), (24)
Fritsch: (1), (1), (1), (1), (1), (1), (27, 42M, 14, 26), (23, 41M, 39M, 46), (1), (1), (1), (1), (1)

Opponents: (40, 49M), (1), (25, 32), (35, 20), (36), (1), (44, 38, 35), (41, 47M, 36), (22M), (1), (1), (31M), (35), (35M), (23M, 33, 29, 23, 35, 45M)

SCORING	TDR	TD	TDPR	FG	PAT	S	TP
M. Clark	0	0	0	13/25	47/47	0	86
D. Thomas	11	2	0	0/0	0/0	0	78
Hill	8	3	0	0/0	0/0	0	66
Hayes	0	8	0	0/0	0/0	0	48
Richardson	0	3	0	0/0	0/0	0	18
Fritsch	0	0	0	5/8	2/2	0	17
Alworth	0	2	0	0/0	0/0	0	12
Garrison	1	1	0	0/0	0/0	0	12
Staubach	2	0	0	0/0	0/0	0	12
I. Thomas	0	0	2a	0/0	0/0	0	12
Welch	1	0	0	0/0	0/0	1+	8
Ditka	0	1	0	0/0	0/0	0	6
Lilly	0	0	1b	0/0	0/0	0	6
Morton	1	0	0	0/0	0/0	0	6
Rucker	0	1	0	0/0	0/0	0	6
Truax	0	1	0	0/0	0/0	0	6
Williams	1	0	0	0/0	0/0	0	6
Reeves	0	0	0	0/0	1/1#	0	1
COWBOYS	25	22	3	18/33	50/50	1	406
Opponents	8	15	2*	16/23	24/24	0	222

a 89 kickoff return vs. Los Angeles (11/25)
* 101 kickoff return vs. N.Y. Jets (12/4)
b 7 fumble return vs. Philadelphia (9/26)
+ tackled Green in end zone vs. Chicago (10/31)
runs left end on bad snap vs. St. Louis (11/7)
* Nelson 1st field goal return vs. Philadelphia (9/2)
Ahas 37 int. return vs. N.Y. Giants (12/12)

PASSING	ATT	COMP	YDS	PCT	AVG	ATT	PCT	PCT	INT	INT	LG	SKS/YDS	RATING
Staubach	211	126	1,882	59.7	8.91	15	7.1	4	1.9	85t	23/175	104.8	
Morton	143	78	1,131	54.5	7.91	7	4.9	8	5.6	76t	9/76	73.5	
Reeves	5	2	24	40.0	4.80	0	0.0	1	20.0	14	0/0	15.8	
D. Thomas	1	0	0	0.0	0.00	0	0.0	0	0.0	0	0/0	39.6	
Hill	1	0	0	0.0	0.00	0	0.0	1	100.0	0	0/0	0.0	
COWBOYS	361	206	3,037	57.1	8.41	22	6.1	14	3.9	85t	32/251	88.8	
Opponents	421	209	2,660	49.6	6.32	15	3.6	26	6.2	75t	43/336	55.9	

STAFF PLAYERS 2006 SEASON RECORDS PLAYOFF RECORDS 1971 STATISTICS SIDELINES

1972 ★ DALLAS COWBOYS STATISTICS ★ 1972

SECOND PLACE, NFC EAST HEAD COACH: TOM LANDRY

PRESEASON (6-1)

Date	W/L	Score	Opponent	Att.
7/28	W	20-7	Colt. All-Stars @ Chi.	54,162
8/5	W	26-24	HOUSTON	65,405
8/12	W	27-13	@ Los Angeles	66,051
8/19	W	30-7	@ New Orleans	81,070
8/26	W	34-27	N.Y. JETS	65,386
9/2	L	10-20	@ Kansas City	79,592
9/9	W	16-10	OAKLAND	62,607

REGULAR SEASON (10-4)

9/17	W	28-6	PHILADELPHIA	55,850
9/24	W	23-14	@ N.Y. Giants	62,725
10/1	L	13-16	@ Green Bay	47,103
10/8	W	17-13	PITTSBURGH	65,682
10/15	W	21-0	@ Baltimore	58,992
10/22	L	20-24	@ Washington	53,039
10/30	W	28-24	DETROIT	65,378
11/5	W	34-28	@ San Diego	54,476
11/12	W	33-24	ST. LOUIS	65,218
11/19	W	28-7	@ Philadelphia	65,720
11/23	L	10-31	SAN FRANCISCO	65,124
12/3	W	27-6	@ St. Louis	49,797
12/9	W	34-24	WASHINGTON	65,136
12/17	L	3-23	N.Y. Giants	64,602

DIVISIONAL PLAYOFF

12/23	W	30-28	@ San Francisco	61,214
-------	---	-------	-----------------	--------

NFC CHAMPIONSHIP GAME

12/31	L	3-26	@ Washington	53,129
-------	---	------	--------------	--------

TEAM STATISTICS

	DALLAS	OPP
FIRST DOWNS	256	217
Rushing	118	81
Passing	126	113
Penalty	12	23
Third Down-Made/Att	89/201	78/187
Third Down Efficiency	44.3	41.7
Fourth Down-Made/Att	5/11	7/15
TOTAL NET YARDS	4,466	3,755
Avg. Per Game	319.0	268.2
Total Plays	897	842
Avg. Per Play	5.0	4.5
NET YARDS RUSHING	2,124	1,515
Avg. Per Game	151.7	108.2
Total Rushes	499	428
Avg. Per Rush	4.3	3.5
NET YARDS PASSING	2,342	2,240
Sacked/Yards Lost	31/238	32/268
Gross Yards	2,580	2,508
Attempts/Completions	367/187	382/187
Pct. of Completions	53.4	49.0
Had Intercepted	23	16
PUNTS/AVERAGE	51/38.2	65/40.6
Net Punting Average	36.2	36.3
PUNT RET./AVG.	28/4.8	15/2.7
KICKOFF RET./AVG.	50/21.6	52/24.5
INT./AVG. RET.	16/13.3	23/13.1
PENALTIES/YARDS	90/841	59/586
FUMBLES/BALL LOST	27/15	40/17
TOUCHDOWNS	36	28
Rushing	17	7
Passing	16	18
Returns	3	3
EXTRA POINTS/ATTEMPTS	36/36	27/28
FIELD GOALS/ATTEMPTS	21/36	15/34

RUSHING	ATT	YDS	AVG	LG	TD
Hill	245	1,036	4.2	26	6
Garrison	167	784	4.7	41	7
Newhouse	28	116	4.1	19	1
Montgomery	35	81	2.3	10	1
Staubach	6	45	7.5	20	0
Morton	8	26	3.3	12	2
Reeves	3	14	4.7	14	0
Neely	1	10	10.0	10	0
Hayes	2	8	4.0	7	0
Fugett	3	2	0.7	9	0
Alworth	1	2	2.0	2	0

COWBOYS	499	2,124	4.3	41	17
Opponents	428	1,515	3.5	34	7

RECEIVING	NO	YDS	AVG	LG	TD
Hill	43	364	8.5	33	3
Garrison	37	390	10.5	26	3
Sellers	31	653	21.1	55	5
Parks	18	298	16.6	38	1
Dirks	17	198	11.6	26	1
Hayes	15	200	13.3	29	0
Alworth	15	195	13.0	30	2
Montgomery	8	131	16.4	46	1
Fugett	7	94	13.4	29	0
Truax	4	49	12.3	18	0
Newhouse	1	8	8.0	8	0

COWBOYS	196	2,580	13.2	55	16
Opponents	187	2,508	13.4	94	18

INTERCEPTIONS	NO	YDS	AVG	LG	TD
Waters	6	132	22.0	56	1
Harris	3	40	13.3	23	0
Jordan	2	18	9.0	12	0
Green	2	1	0.5	1	0
Lewis	1	15	15.0	15	0
Howley	1	7	7.0	7	0
Renfro	1	0	0.0	0	0

COWBOYS	16	213	13.3	56	1
Opponents	23	302	13.1	45	1

PUNTING	NO	YDS	AVG	TB	IN20	LG	BL	NET
Bateman	51	1,949	38.2	3	4	61	0	36.2
COWBOYS	51	1,949	38.2	3	4	61	0	36.2
Opp.	65	2,636	40.6	7	13	63	0	36.3

PUNT RETURNS	NO	FC	YDS	AVG	LG	TD
Harris	19	16	78	4.1	21	0
Waters	9	7	56	6.2	17	0
COWBOYS	28	23	134	4.8	21	0
Opponents	15	26	41	2.7	14	0

KICKOFF RETURNS	NO	YDS	AVG	LG	TD
Harris	26	615	23.7	44	0
Newhouse	18	382	21.2	30	0
Thomas	2	50	25.0	30	0
Waters	2	18	9.0	18	0
Montgomery	1	15	15.0	15	0
Fugett	1	0	0.0	0	0
COWBOYS	50	1,080	21.6	44	0
Opponents	15	1,272	24.5	55	0

SCORE BY QUARTERS	1	2	3	4	OT	T
COWBOYS	83	101	76	59	0	319
Opponents	25	86	50	79	0	240

FIELD GOALS	7-19	20-29	30-39	40-49	50-60
Fritsch	6-6	5-5	3-6	5-13	2-6
COWBOYS	6-6	5-5	3-6	5-13	2-6
Opponents	3-4	4-7	4-5	4-15	0-3

Fritsch:	(46M), (54, 13.8), (46.9), (40.44M, 50M, 33M), (57M, 39M, 42M), (13, 12.50M), (48M), (25.47M, 31), (27, 14.50, 32M, 38), (42, 49M), (23), (42M, 29, 42, 50M), (42M, 36, 26), (43)
Opponents:	(30, 42, 44M, 58M), (45M, 24M), (44, 26, 22, 16M, 27B, 41M), (39, 39, 50M, 41M), (48M, 48M), (42, 43M, 37M), (43M, 17), (50B), (34), (47M, 42M), (18), (49M), (16), (22M, 49, 22, 26)

SCORING	TDR	TDP	TDR1	FG	PAT	S	TP
Fritsch	0	0	0	21/36	36/36	0	99
Garrison	7	3	0	0/0	0/0	0	60
Hill	6	3	0	0/0	0/0	0	54
Sellers	0	5	0	0/0	0/0	0	30
Montgomery	1	1	1a	0/0	0/0	0	18
Alworth	0	2	0	0/0	0/0	0	12
Morton	2	0	0	0/0	0/0	0	12
Dirks	0	1	0	0/0	0/0	0	6
Newhouse	1	0	0	0/0	0/0	0	6
Niland	0	0	1b	0/0	0/0	0	6
Parks	0	1	0	0/0	0/0	0	6
Waters	0	0	1c	0/0	0/0	0	6
COWBOYS	17	16	3	21/36	36/36	2+	319
Opponents	7	18	3*	15/34	27/28	2+	240

- a 54 fumble return vs. San Diego (11/5)
- b fumble recovery in endzone vs. Philadelphia (11/19)
- c 28 interception return vs. St. Louis (11/12)
- + Bradley tackled in end zone vs. Philadelphia (11/19)
- Smith centered out of end zone vs. Philadelphia (11/19)
- * Blount 35 fumble return vs. Pittsburgh (10/8)
- Vanderbundt 73 fumble return vs. San Francisco (11/23)
- Vanderbundt 21 interception return vs. San Francisco (11/23)

USUAL STARTERS

WR Ron Sellers (8)	LE Larry Cole (7)
Bob Hayes (6)	Tody Smith (6)
LT Ralph Neely	LT Jethro Pugh
LG John Niland	RT Bob Lilly
C Dave Mander	RE Pat Toomy
RG Blaine Nye	RLB Dave Edwards
RT Rayfield Wright	MLB Lue Roy Jordan
TE Mike Ditka	RLB Chuck Howley
WR Lance Alworth (7)	LCB Herb Adderley
Billy Parks (7)	RCB Mel Renfro
QB Craig Morton	SS Cornell Green
RB Calvin Hill	FS Cliff Harris
FB Walt Garrison	P Marv Bateman
K Tony Fritsch	

Pro Bowlers in Bold

PASSING	ATT	COMP	YDS	PCT	AVG	TD	PCT	PCT	PCT	LG	SKS/YDS	RATING
Morton	339	185	2,396	54.6	7.07	15	4.4	21	6.2	46	23/179	65.9
Staubach	20	9	98	45.0	4.90	0	0.0	2	10.0	21	8/59	20.4
Hill	3	1	55	33.3	18.33	1	33.0	0	0.0	55	0/0	121.5
Montgomery	3	1	31	33.3	10.33	0	0.0	0	0.0	31	0/0	72.9
Reeves	2	0	0	0.0	0.00	0	0.0	0	0.0	0	0/0	39.6
COWBOYS	367	196	2,580	53.4	7.03	16	4.4	23	6.3	55	31/238	64.3
Opponents	382	187	2,508	49.0	6.57	18	4.7	16	4.2	94	32/268	68.5

1974 ★ DALLAS COWBOYS STATISTICS ★ 1974

THIRD PLACE, NFC EAST HEAD COACH: TOM LANDRY

PRESEASON (3-3)

Date	W/L	Score	Opponent	Att.
8/3	L	7-27	@ Oakland	41,049
8/10	W	13-6	@ Los Angeles	46,468
8/17	W	19-13	HOUSTON (OT)	53,148
8/24	L	7-16	@ New Orleans	56,563
8/31	W	25-16	KANSAS CITY	43,492
9/5	L	15-41	PITTSBURGH	43,900

REGULAR SEASON (8-6)

Date	W/L	Score	Opponent	Att.
9/15	W	24-0	@ Atlanta	52,322
9/23	L	10-13	@ Philadelphia	64,088
9/29	L	6-14	N.Y. GIANTS	45,841
10/6	L	21-23	MINNESOTA	57,847
10/13	L	28-31	@ St. Louis	49,885
10/20	W	31-24	PHILADELPHIA	43,586
10/27	W	21-7	@ N.Y. Giants	61,918
11/3	W	17-14	ST. LOUIS	64,146
11/10	W	20-14	SAN FRANCISCO	50,018
11/17	L	21-28	@ Washington	54,395
11/24	W	10-0	@ Houston	49,775
11/28	W	24-23	WASHINGTON	63,243
12/7	W	41-17	CLEVELAND	48,754
12/14	L	23-27	@ Oakland	45,850

TEAM STATISTICS

	DALLAS	OPP
FIRST DOWNS	295	199
Rushing	147	63
Passing	129	110
Penalty	19	26
Third Down-Made/Att	84/205	69/207
Third Down Efficiency	41.0	33.3
Fourth Down-Made/Att	8/16	3/10
TOTAL NET YARDS	4,983	3,463
Pct. Per Game	355.9	247.4
Total Plays	974	803
Avg. Per Play	5.1	4.3
NET YARDS RUSHING	2,454	1,344
Avg. Per Game	175.3	96.0
Total Rushes	542	417
Avg. Per Rush	4.5	3.2
NET YARDS PASSING	2,529	2,119
Sacked/Yards Lost	47/327	37/332
Gross Yards	2,856	2,451
Attempts/Completions	385/206	349/178
Pct. of Completions	53.5	51.0
Had Intercepted	15	13
PUNTS/AVERAGE	73/38.5	93/39.9
Net Punting Average	31.3	32.4
PUNT RET./AVG.	62/9.2	31/11.1
KICKOFF RET./AVG.	49/21.9	61/19.6
INT./AVG. RET.	13/8.5	15/6.2
PENALTIES/YARDS	86/703	69/657
FUMBLES/BALL LOST	31/16	31/13
TOUCHDOWNS	38	28
Rushing	22	8
Passing	14	17
Returns	2	3
EXTRA POINTS/ATTEMPTS	37/38	28/28
FIELD GOALS/ATTEMPTS	10/21	13/21

RUSHING

	ATT	YDS	AVG	LG	TD
Hill	185	844	4.6	27	7
Newhouse	124	501	4.0	23	3
Garrison	113	429	3.8	18	5
Staubach	47	320	6.8	29	3
Young	33	205	6.2	53	0
Strayhorn	11	66	6.0	24	0
Denison	16	52	3.3	14	4
DuPre	4	43	10.8	20	0
Walters	1	6	6.0	6	0
Pearson	3	6	2.0	22	0
Richards	1	-5	-5.0	-5	0
Longley	4	-13	-3.2	1	0

COWBOYS	542	2,454	4.5	53	22
Opponents	417	1,344	3.2	22	8

RECEIVING

	NO	YDS	AVG	LG	TD
Pearson	62	1,087	17.5	50	2
Garrison	34	253	7.4	30	1
DuPre	29	466	16.1	42	4
Richards	26	467	18.0	58	5
Hill	12	134	11.2	39	0
Young	11	73	6.6	14	0
Newhouse	9	67	7.4	21	0
Hayes	7	118	16.9	35	1
Houston	6	72	12.0	19	0
Fugett	4	60	15.0	24	1
Denison	2	23	11.5	13	0
Strayhorn	2	12	6.0	10	0
Barnes	1	37	37.0	37	0
Staubach	1	-13	-13.0	-13	0

COWBOYS	206	2,856	13.9	58	14
Opponents	178	2,451	13.8	81	17

INTERCEPTIONS

	NO	YDS	AVG	LG	TD
Harris	3	8	2.7	8	0
Lewis	2	45	22.5	27	0
Walters	2	26	13.0	24	0
Jordan	2	23	11.5	13	0
Green	2	2	1.0	2	0
Renfro	1	6	6.0	6	0
Washington	1	0	0.0	0	0

COWBOYS	13	110	8.5	27	0
Opponents	15	93	6.2	29	0

PUNTING

	NO	YDS	AVG	TB	IN20	LG	BL	NET
Carrell	40	1,591	39.8	5	15	59	0	31.4
Batemann	33	1,218	36.9	4	11	55	0	31.2

COWBOYS	73	2,809	38.5	9	26	59	0	31.3
Opp.	93	3,713	39.9	11	27	69	1	32.4

PUNT RETURNS

	NO	FC	YDS	AVG	LG	TD
Harris	26	2	193	7.4	19	0
Morgan	19	0	287	15.1	98	1
Richards	13	4	74	5.7	15	0
Hayes	2	0	11	5.5	6	0
Walters	1	0	8	8.0	8	0
Renfro	1	1	0	0.0	0	0

COWBOYS	62	7	573	9.2	98	1
Opponents	31	10	343	11.1	58	1

KICKOFF RETURNS

	NO	YDS	AVG	LG	TD
Morgan	35	823	23.5	43	0
Young	8	161	20.1	35	0
Denison	3	54	18.0	27	0
Strayhorn	2	19	9.5	18	0
Harris	1	14	14.0	14	0

COWBOYS	49	1,071	21.9	43	0
Opponents	61	1,194	19.6	58	0

PASSING

	ATT	COMP	YDS	PCT	AVG	TD
Staubach	360	190	2,552	52.8	7.09	11
Longley	21	12	209	57.1	9.95	2
Pearson	1	1	46	100.0	46.00	1
Carrell	1	1	37	100.0	37.00	0
Morton	2	2	12	100.0	6.00	0

COWBOYS	385	206	2,856	53.5	7.42	14
Opponents	349	178	2,451	51.0	7.02	17

SCORE BY

QUARTERS	1	2	3	4	OT	T
COWBOYS	64	65	72	96	0	297
Opponents	23	120	63	29	0	235

FIELD GOALS

	1-9	20-29	30-39	40-49	50+
Herrera	11-11	5-5	2-4	0-2	0-1
Percival	0-0	1-1	1-4	0-3	0-0

COWBOYS	1-1	6-6	3-8	0-5	0-1
Opponents	0-0	2-5	1-11	0-4	0-1

Percival: (33,32M,45M),(37M,48B,26,48M),(32M),
(0,0,0,0,0,0,0,0,0,0,0,0)
Herrera: (1,0,0,0,0,0,51M,29),(32M),(20),(30,27),
(33M),(25),(24),(39,19,41B),(46)
Opponents: (1),(33,45),(40M,39M),(46,30,27),
(31),(39),(24M),(1),(29M),(1),(39M),
(45,34,50M,39,24B),(28),(31,34B, 39)

SCORING

	TDR	TDP	TDR1	FG	PG	S	TP
Herrera	0	0	0	8/13	33/33	0	57
Hill	7	0	0	0/0	0/0	0	42
Garrison	5	1	0	0/0	0/0	0	36
Richards	0	5	0	0/0	0/0	0	30
DuPre	0	4	0	0/0	0/0	0	24
Denison	4	0	0	0/0	0/0	0	24
Staubach	3	0	0	0/0	0/0	0	18
Newhouse	3	0	0	0/0	0/0	0	18
Pearson	0	2	1a	0/0	0/0	0	18
Percival	0	0	0	2/8	4/5	0	10
Hayes	0	1	0	0/0	0/0	0	6
Morgan	0	0	1b	0/0	0/0	0	6
Fugett	0	1	0	0/0	0/0	0	6

COWBOYS	22	14	2	10/21	37/38	0	297
Opponents	8	17	3*	13/21	28/28	0	235

- a Recovered fumble in end zone vs Oakland (12/14)
- b 97 punt return vs St. Louis (10/13)
- * Lavender 96 fumble return vs Philadelphia (9/23)
- Hilton 71 fumble return vs N.Y. Giants (10/27)
- Houston 58 punt return vs Washington (11/17)

USUAL STARTERS

WR Golden Richards	LE Larry Cole
LT Ralph Neely	LT Jeffery Pugh
LG John Niland	RT Bob Lilly
C John Fitzgerald	RE Pat Tomney
RG Blaine Nye	LLB Dave Edwards
RT Rayfield Wright	MLB Lee Roy Jordan
TE Billy Joe DuPre	RLB D.D. Lewis
WR Drew Pearson	LCB Charlie Waters (7)
QB Roger Staubach	Mark Washington (6)
RB Calvin Hill	RCB Mel Renfro (11)
FB Walt Garrison	Benny Barnes (3)
K Ethen Herrera (9)	SS Cornell Green
Mac Percival (3)	FS Cliff Harris
	P Marv Bateman (7)
	Duane Carrell (7)

Pro Bowlers in Bold

	ATT	TD	INT	PCT	LG	SKS/YDS	RATING
Staubach	11	3.1	15	4.2	58	45/309	68.5
Longley	2	9.5	0	0.0	50	2/18	77.0
Pearson	1	100.0	0	0.0	46	0/0	158.3
Carrell	0	0.0	0	0.0	37	0/0	118.8
Morton	0	0.0	0	0.0	15	0/0	91.7

COWBOYS	14	3.6	15	3.9	58	47/327	66.8
Opponents	17	4.9	13	3.7	81	37/332	74.7

1975 ★ DALLAS COWBOYS STATISTICS ★ 1975

SECOND PLACE NFC EAST HEAD COACH: TOM LANDRY

PRESEASON (2-4)

Date	W/L	Score	Opponent	Att.
8/9	L	7-35	@ Los Angeles	62,843
8/18	L	20-26	@ Kansas City	36,630
8/23	L	13-16	MINNESOTA	45,395
8/30	W	17-14	@ Houston	46,951
9/5	L	20-31	OAKLAND	39,562
9/13	W	17-16	PITTSBURGH	43,186

REGULAR SEASON (10-4)

9/21	W	18-7	LOS ANGELES	49,091
9/28	W	37-31	ST. LOUIS (OT)	52,417
10/6	W	36-10	@ Detroit	79,784
10/12	W	13-7	@ N.Y. Giants	56,511
10/19	L	17-19	GREEN BAY	64,934
10/26	W	20-17	@ Philadelphia	64,889
11/2	L	24-30	(OT) @ Wash.	55,004
11/10	L	31-34	KANSAS CITY	63,539
11/16	W	34-31	@ New England	60,905
11/23	W	27-17	PHILADELPHIA	57,893
11/30	W	14-3	N.Y. GIANTS	53,329
12/7	L	17-31	@ St. Louis	49,701
12/13	W	31-10	WASHINGTON	61,091
12/21	W	31-21	@ N.Y. Jets	37,279

1975 DIVISIONAL PLAYOFF

12/28	W	17-14	@ Minnesota	48,341
-------	---	-------	-------------	--------

1975 NFC CHAMPIONSHIP GAME

1/4/76	W	37-7	@ Los Angeles	84,483
--------	---	------	---------------	--------

SUPER BOWL X (Miami)

1/18/76	L	17-21	Pittsburgh	80,187
---------	---	-------	------------	--------

TEAM STATISTICS

	DALLAS	OPP
FIRST DOWNS	288	234
Rushing	132	100
Passing	142	113
Penalty	14	21
Third Down-Made/Att	97/218	84/211
Third Down Efficiency	44.4	39.8
Fourth Down-Made/Att	4/10	6/11
TOTAL NET YARDS	5,025	3,739
Avg. Per Game	358.9	267.1
Total Plays	986	888
Avg. Per Play	5.1	4.2
NET YARDS RUSHING	2,432	1,699
Avg. Per Game	173.7	121.4
Total Rushes	571	474
Avg. Per Rush	4.3	3.6
NET YARDS PASSING	2,593	2,040
Sacked/Yards Lost	39/242	41/288
Gross Yards	2,835	2,328
Attempts/Completions	376/207	373/162
Pct. of Completions	55.1	43.4
Had Intercepted	17	25
PUNTS/AVERAGE	68/39.4	82/39.6
Net Punting Average	33.2	34.1
PUNT RET./AVG.	32/9.8	37/7.1
KICKOFF RET./AVG.	54/21.4	66/23.9
INT./AVG. RET.	25/13.8	17/11.9
PENALTIES/YARDS	94/715	63/639
FUMBLES/BALL LOST	25/18	43/19
TOUCHDOWNS	41	33
Rushing	17	13
Passing	19	19
Returns	5	1
EXTRA POINTS/ATTEMPTS	38/40	31/32
FIELD GOALS/ATTEMPTS	22/35	13/18

RUSHING	ATT	YDS	AVG	LG	TD
Newhouse	209	930	4.4	29	2
P. Pearson	133	509	3.8	32	2
Dennison	111	383	3.5	27	7
Staubach	55	316	5.7	17	4
Young	50	225	4.5	29	2
Richards	3	18	6.0	11	0
Hoopes	1	13	13.0	13	0
Longley	3	12	4.0	7	0
D. Pearson	1	11	11.0	11	0
Laidlaw	3	10	3.3	10	0
DuPree	1	3	3.0	3	0
Fugett	1	2	2.0	2	0

COWBOYS	571	2,432	4.3	32	17
Opponents	474	1,699	3.6	39	13

RECEIVING	NO	YDS	AVG	LG	TD
D. Pearson	46	822	17.9	46	8
Fugett	38	488	12.8	54	3
Newhouse	34	275	8.1	23	0
P. Pearson	27	351	13.0	49	2
Richards	21	451	21.5	62	4
Young	18	184	10.2	42	1
Laidlaw	11	100	9.1	25	0
DuPree	9	138	15.3	28	1
Dennison	2	5	2.5	4	0
Breunig	1	21	21.0	21	0

COWBOYS	207	2,835	13.7	62	19
Opponents	162	2,318	14.3	80	19

INTERCEPTIONS	NO	YDS	AVG	LG	TD
Jordan	6	80	13.3	38	0
Renfro	4	70	17.5	22	0
Washington	4	26	6.5	23	0
Harris	3	58	19.3	27	1
Waters	3	55	18.3	35	1
Hughes	2	33	16.5	33	1
Peterson	1	19	19.0	19	0
Gregory	1	3	3.0	3	0
Jones	1	2	2.0	2	0

COWBOYS	25	346	13.8	38	3
Opponents	17	203	11.9	31	0

PUNTING	NO	YDS	AVG	TBIN20	LG	BL	NET
Hoopes	68	2,676	39.4	8	15	55	1 33.2
COWBOYS	68	2,676	39.4	8	15	55	1 33.2
Opp.	82	3,247	39.6	7	20	64	1 34.1

PUNT RETURNS	NO	FC	YDS	AVG	LG	TD
Richards	28	13	288	10.3	43	1
Woosley	4	2	25	6.3	15	0
COWBOYS	32	15	313	9.8	43	1
Opponents	37	8	261	7.1	34	0

KICKOFF RETURNS	NO	YDS	AVG	LG	TD
P. Pearson	16	391	24.4	42	0
Dennison	13	262	20.2	27	0
Woosley	12	247	20.6	29	0
Young	4	130	32.5	97	1
Henderson	3	54	18.0	29	0
P. Howard	2	15	25.5	31	0
Breunig	2	13	6.5	7	0
Peterson	1	10	10.0	10	0
Waters	1	0	0.0	0	0
COWBOYS	54	1,158	21.4	97	1
Opponents	66	1,578	23.9	73	0

SCORE BY QUARTERS	1	2	3	4	OT	T
COWBOYS	36	115	88	105	6	350
Opponents	57	68	51	86	6	268

FIELD GOALS	11-19	20-29	30-39	40-49	50+
Fritsch	2-2	13-14	4-9	3-9	0-1
COWBOYS	2-2	13-14	4-9	3-9	0-1
Opponents	0-0	8-10	1-1	3-5	1-2

Fritsch: (32M,25,28M,39,19,31),(40,45B,39M), (21,20,39),(24,22,32M),(50M,24),(20,49M,41M,42),(33,43M,38M),(42B,21),(43,26), (26,45M,20), (37M),(23),(19),(22)
Opponents: (1),(28),(21),(1),(24,29),(28),(43,29M,45M),(51,44,54,48),(29),(49M,23,22B), (35),(27),(48),(1)

SCORING	TDR	TDP	TDR1	FG	PAT	S	TP
Fritsch	0	0	0	22/35	38/40	0	104
D. Pearson	0	8	0	0/0	0/0	0	48
Dennison	7	0	0	0/0	0/0	0	42
Richards	0	4	1a	0/0	0/0	0	30
P. Pearson	2	2	0	0/0	0/0	0	24
Staubach	4	0	0	0/0	0/0	0	24
Fugett	0	3	0	0/0	0/0	0	18
Young	2	1	0	0/0	0/0	0	18
Newhouse	2	0	0	0/0	0/0	0	12
DuPree	0	1	0	0/0	0/0	0	6
Harris	0	0	1b	0/0	0/0	0	6
Henderson	0	0	1c	0/0	0/0	0	6
Hughes	0	0	1d	0/0	0/0	0	6
Waters	0	0	1e	0/0	0/0	0	6

COWBOYS 17 19 5 22/35 38/40 0 350
Opponents 13 19 1* 13/18 31/32 0 268
a 43 punt return vs. Philadelphia (10/26)
b 27 interception return vs. Washington (11/2)
c 97 kickoff return vs. St. Louis (9/28)
d 23 interception return vs. N.Y. Jets (12/21)
e 20 interception return vs. Washington (12/13)
* Matuszak fumble recovery in end zone vs. Kansas City (11/10)

USUAL STARTERS

WR Golden Richards	LE Ed Jones
LT Ralph Neely	LT Jethro Pugh
LG Burton Lawless (10)	RT Larry Cole (8)
Herb Scott (4)	Bill Gregory (6)
C John Fitzgerald	RE Harvey Martin
RG Blaine Nye	LLB Dave Edwards
RT Rayfield Wright	MLB Lee Roy Jordan
TE Jean Fugett (9)	RLB D.D. Lewis
Billy Joe DuPree (5)	LCB Mark Washington
WR Drew Pearson	RCB Mel Renfro
QB Roger Staubach	SS Charlie Waters
RB Preston Pearson (10)	FS Cliff Harris
Doug Dennison (3)	P Mitch Hoopes
FB Robert Newhouse	
K Tony Fritsch	<i>Pro Bowlers in Bold</i>

PASSING	ATT	COMP	YDS	PCT	AVG	ATT	TD	PCT	INT	PCT	INT	LG	SKS/YDS	RATING
Staubach	348	198	2,666	56.9	7.66	17	4.9	16	4.6	62	36/213	78.6		
Longley	23	7	102	30.4	4.43	1	4.3	1	4.5	23	3/29	42.3		
Newhouse	2	1	46	50.0	23.00	1	50.0	0	0.0	46	0/0	95.8		
Hoopes	3	1	21	33.3	7.00	0	0.0	0	0.0	21	0/0	59.0		
COWBOYS	376	207	2,835	55.1	7.54	19	5.1	17	4.5	62	39/242	77.7		
Opponents	373	162	2,328	43.4	6.24	19	5.1	25	6.7	80	41/288	53.4		

STAFF PLAYERS 2006 SEASON RECORDS PLAYOFF RECORDS STATISTICS 1975 SIDELINES

1976 ★ DALLAS COWBOYS STATISTICS ★ 1976

FIRST PLACE NFC EAST HEAD COACH: TOM LANDRY

PRESEASON (3-3)

Date	W/L	Score	Opponent	Aft.
7/31	L	14-17	@ Oakland	52,391
8/7	L	14-26	@ Los Angeles	60,158
8/14	L	9-13	DENVER	54,567
8/21	W	36-16	Detroit @ Memphis	30,340
8/28	W	20-10	PITTSBURGH	64,646
9/4	W	26-20	HOUSTON (OT)	58,844
REGULAR SEASON (11-3)				
9/12	W	27-7	PHILADELPHIA	54,052
9/19	W	24-6	@ New Orleans	61,413
9/26	W	30-27	BALTIMORE	64,237
10/3	W	28-13	@ Seattle	62,027
10/10	W	24-14	@ N. Y. Giants	76,042
10/17	L	17-21	@ St. Louis	50,317
10/24	W	31-21	CHICAGO	61,346
10/31	W	20-7	@ Washington	55,004
11/7	W	9-3	N.Y. GIANTS	58,870
11/15	W	17-10	BUFFALO	51,779
11/21	L	10-17	@ Atlanta	54,992
11/25	W	19-14	ST. LOUIS	62,498
12/5	W	26-7	@ Philadelphia	55,072
12/12	L	14-27	WASHINGTON	59,916
1976 DIVISIONAL PLAYOFF				
12/19	L	12-14	LOS ANGELES	62,436

TEAM STATISTICS

	DALLAS	OPP
FIRST DOWNS	269	246
Rushing	111	113
Passing	140	111
Penalty	18	22
Third Down-Made/Att.	98/220	81/213
Third Down Efficiency	44.5	38.0
Fourth Down-Made/Att	9/14	8/16
TOTAL NET YARDS	4,884	3,730
Avg. Per Game	348.9	266.4
Total Plays	958	919
Avg. Per Play	5.1	4.1
NET YARDS RUSHING	2,147	1,821
Avg. Per Game	153.4	130.1
Total Rushes	538	484
Avg. Per Rush	4.0	3.8
NET YARDS PASSING	2,737	1,909
Sacked/Yards Lost	30/230	44/327
Gross Yards	2,967	2,236
Attempts/Completions	390/222	391/187
Pct. of Completions	56.9	47.8
Had Intercepted	13	16
PUNTS/AVERAGE	72/38.0	92/40.0
Net Punting Average	31.2	31.7
PUNT RET./AVG.	45/10.9	28/9.0
KICKOFF RET./AVG.	42/24.5	62/20.6
INT./AVG. RET.	16/8.3	13/11.9
PENALTIES/YARDS	94/761	71/643
FUMBLES/BALL LOST	26/16	32/12
TOUCHDOWNS	34	25
Rushing	16	12
Passing	17	12
Returns	1	1
EXTRA POINTS/ATTEMPTS	34/34	23/25
FIELD GOALS/ATTEMPTS	18/23	7/12

RUSHING

	ATT	YDS	AVG	LG	TD
Dennison	153	542	3.5	14	6
Newhouse	116	450	3.9	24	3
Laidlaw	94	424	4.5	28	3
P. Pearson	68	233	3.4	21	1
Young	48	208	4.3	24	0
Staubach	43	184	4.3	18	3
DuPree	7	50	7.1	13	0
D. Pearson	2	20	10.0	11	0
Saldi	1	19	19.0	19	0
D. White	6	17	2.8	14	0
COWBOYS	538	2,147	4.0	28	16
Opponents	484	1,821	3.8	35	12

RECEIVING

	NO	YDS	AVG	LG	TD
D. Pearson	58	806	13.9	40	6
DuPree	42	680	16.2	38	2
Laidlaw	38	325	8.6	26	1
P. Pearson	23	316	13.7	30	2
Richards	19	414	21.8	56	3
Newhouse	15	86	5.7	16	0
Young	11	134	12.2	25	1
Dennison	8	67	8.4	33	0
Johnson	5	84	16.8	43	2
Barnes	1	43	43.0	43	0
Reece	1	6	6.0	6	0
Saldi	1	6	6.0	6	0
COWBOYS	222	2,967	13.4	56	17
Opponents	187	2,236	12.0	54	12

INTERCEPTIONS

	NO	YDS	AVG	LG	TD
Washington	4	49	12.3	22	0
Harris	3	32	10.7	29	0
Renfro	3	23	7.7	23	0
Waters	3	6	2.0	5	0
Barnes	1	23	23.0	23	0
Hughes	1	0	0.0	0	0
Martin	1	0	0.0	0	0
COWBOYS	16	133	8.3	29	0
Opponents	13	155	11.9	37	1

PUNTING

	NO	YDS	AVG	TBIN20	LG	BL	NET
D. White	70	2,690	38.4	12	13	54	0 31.4
Herrera	2	49	24.5	0	2	0	0 24.5
COWBOYS	72	2,739	38.0	12	15	54	0 31.2
Opp.	92	3,681	40.0	14	16	58	2 31.7

PUNT RETURNS

	NO	FC	YDS	AVG	LG	TD
Johnson	45	11	489	10.9	55	0
Waters	0	1	0	0.0	0	0
COWBOYS	45	12	489	10.9	55	0
Opponents	28	9	252	9.0	59	0

KICKOFF RETURNS

	NO	YDS	AVG	LG	TD
Johnson	28	693	24.8	74	0
Jensen	13	313	24.1	35	0
Saldi	1	9	9.0	9	0
Henderson	0	12	12.0	12	0
COWBOYS	42	1,027	24.5	74	0
Opponents	62	1,275	20.6	65	0

SCORE BY

QUARTERS	1	2	3	4	OT	T
COWBOYS	49	117	65	65	0	296
Opponents	17	58	34	85	0	194

FIELD GOALS

	11-19	20-29	30-39	40-49	50+
Herrera	1-1	8-8	6-8	3-5	0-1
COWBOYS	1-1	8-8	6-8	3-5	0-1
Opponents	1-1	5-5	1-2	0-3	0-1

Herrera: (37,46), (25), (37,18,32), (50B,39M), (24, 44M), (35), (22), (37,21), (22,30,20), (31M, 43), (23), (41M, 42), (21), (1)
Opponents: (45M), (55M), (44M,30,24), (1), (24B), (1), (1), (19), (44M,22), (21), (1), (1), (25,27)

SCORING

	TDR	TDP	TDR1	FG	PAT	S	TP
Herrera	0	0	0	18/23	34/34	0	88
D. Pearson	0	6	1a	0/0	0/0	0	42
Dennison	6	0	0	0/0	0/0	0	36
Laidlaw	3	1	1	0/0	0/0	0	24
Newhouse	3	0	0	0/0	0/0	0	18
P. Pearson	1	2	0	0/0	0/0	0	18
Richards	0	3	0	0/0	0/0	0	18
Staubach	3	0	0	0/0	0/0	0	18
DuPree	0	2	0	0/0	0/0	0	12
Johnson	0	2	0	0/0	0/0	0	12
Young	0	1	0	0/0	0/0	0	6
Henderson	0	0	0	0/0	0/0	1+ 2	2
Kyle	0	0	0	0/0	0/0	1s	2
COWBOYS	16	17	1	18/23	34/34	2	296
Opponents	12	12	1*	7/12	23/25	0	194

a Fumble recovery in end zone vs. New Orleans (9/19)
+ Blocked punt out of end zone vs. St. Louis (11/25)
\$ Blocked punt out of end zone vs. Philadelphia (12/5)
* Hartenstein 12 interception return vs. Chicago (10/24)

USUAL STARTERS

WR Golden Richards (9)	LE Ed Jones
Jay Saldi (3)	LT Jethro Pugh
LT Ralph Neely	RT Larry Cole (8)
LG Herb Scott (10)	Bill Gregory (6)
Burton Lawless (4)	RE Harvey Martin
C. John Fitzgerald	LLB Bob Breunig
RG Blaine Nye	MLB Lee Roy Jordan
TE Rayfield Wright	RLB D.D. Lewis
TE Billy Joe DuPree	LCB Benny Barnes
WR Drew Pearson	RCB Mel Renfro (9)
QB Roger Staubach	Mark Washington (5)
RB Doug Dennison	SS Charlie Waters
FB Scott Laidlaw (7)	FS Cliff Harris
Robert Newhouse (7)	P Danny White
K Efen Herrera	

Pro Bowlers in Bold

	PASSING	ATT	COMP	YDS	PCT	AVG	TD	PCT	PCT	INT	LG	SKS/YDS	RATING
Staubach	369	208	2,715	56.4	7.36	14	3.8	11	3.0	53	29/215	79.9	
D. White	20	13	213	65.0	10.65	2	10.0	2	10.0	56	1/15	94.4	
D. Pearson	1	1	39	100.0	39.00	1	100.0	0	0.0	59	0/0	118.8	
COWBOYS	390	222	2,967	56.9	7.61	17	4.4	13	3.3	56	30/230	82.1	
Opponents	391	187	2,236	47.8	5.72	12	3.1	16	4.1	54	44/327	59.0	

1977 ★ DALLAS COWBOYS STATISTICS ★ 1977

FIRST PLACE NFC EAST HEAD COACH: TOM LANDRY

PRESEASON (3-3)

Date	W/L	Score	Opponent	Att.
8/6	W	34-14	SAN DIEGO	59,504
8/13	L	17-23	@ Seattle (OT)	58,789
8/20	L	14-20	MIAMI	56,820
8/27	W	23-21	BALTIMORE	54,835
9/3	L	14-23	@ Houston	49,777
9/8	W	30-0	PITTSBURGH	49,824

REGULAR SEASON (12-2)

Date	W/L	Score	Opponent	Att.
9/18	W	16-10	@ Minnesota (OT)	47,678
9/25	W	41-21	N. Y. GIANTS	64,215
10/2	W	23-7	TAMPA BAY	55,316
10/9	W	30-24	@ St. Louis	50,129
10/16	W	34-16	WASHINGTON	62,115
10/23	W	16-10	@ Philadelphia	65,507
10/30	W	37-0	DETROIT	63,160
11/6	W	24-10	@ N. Y. Giants	74,532
11/14	L	17-24	ST. LOUIS	64,038
11/20	L	13-28	@ Pittsburgh	49,761
11/27	W	14-7	@ Washington	55,031
12/4	W	24-14	PHILADELPHIA	60,289
12/11	W	42-35	@ San Francisco	55,848
12/18	W	14-6	DENVER	63,752

1977 DIVISIONAL PLAYOFF

12/26	W	37-7	CHICAGO	62,920
-------	---	------	---------	--------

1977 NFC CHAMPIONSHIP GAME

1/17/78	W	23-6	MINNESOTA	61,968
---------	---	------	-----------	--------

SUPER BOWL XII (New Orleans)

1/15/78W	27-10	Denver	76,400
----------	-------	--------	--------

TEAM STATISTICS

	DALLAS	OPP
FIRST DOWNS	272	205
Rushing	118	88
Passing	136	94
Penalty	18	23
Third Down-Made/Att.	90/213	69/207
Third Down Efficiency	42.3	33.3
Fourth Down-Made/Att.	3/5	10/16
TOTAL NET YARDS	4,812	3,213
Avg. Per Game	343.7	229.5
Total Plays	969	880
Avg. Per Play	5.0	3.7
NET YARDS RUSHING	2,369	1,651
Avg. Per Game	169.2	117.9
Total Rushes	564	457
Avg. Per Rush	4.2	3.6
NET YARDS PASSING	2,443	1,562
Sacked/Yards Lost	33/246	53/429
Gross Yards	2,689	1,991
Attempts/Completions	372/215	370/154
Pct. of Completions	57.8	41.6
Had Intercepted	10	21
PUNTS/AVERAGE	83/38.7	103/37.1
Net Punting Average	32.4	31.1
PUNT RET./AVG.	61/8.9	36/7.8
KICKOFF RET./AVG.	44/24.3	71/22.7
INT./AVG. RET.	21/10.9	10/18.4
PENALTIES/YARDS	106/865	78/731
FUMBLES/BALL LOST	26/14	22/10
TOUCHDOWNS	42	26
Rushing	21	9
Passing	18	14
Returns	3	3
EXTRA POINTS/ATTEMPTS	39/41	26/26
FIELD GOALS/ATTEMPTS	18/29	10/15
AVG. TIME OF POSS.	32:37	27:23

RUSHING

	ATT	YDS	AVG	LG	TD
Dorsett	208	1,007	4.8	84t	12
Newhouse	180	721	4.0	29	3
P. Pearson	89	341	3.8	22	1
Staubach	51	171	3.4	33	3
Denison	12	60	5.0	17	1
Brinson	8	28	3.5	20t	1
D. Pearson	2	22	11.0	11	0
Laidlaw	9	15	1.7	8	0
DuPre	3	9	3.0	7	0
D. White	1	-2	-2.0	-2	0
Johnson	1	-3	-3.0	-3	0

COWBOYS	564	2,369	4.2	84t	21
Opponents	457	1,651	3.6	62t	9

RECEIVING

	NO	YDS	AVG	LG	TD
D. Pearson	48	870	18.1	67	2
P. Pearson	46	535	11.6	36t	4
Dorsett	29	273	9.4	23	1
DuPre	28	347	12.4	23	3
Richards	17	225	13.2	50t	3
Newhouse	16	106	6.6	41	1
Johnson	12	135	11.3	22t	1
Saldi	11	108	9.8	23t	2
Laidlaw	5	60	12.0	18t	1
Hill	2	21	10.5	12	0
Denison	1	9	9.0	9	0

COWBOYS	215	2,689	12.5	67	18
Opponents	154	1,991	12.9	60t	14

INTERCEPTIONS

	NO	YDS	AVG	LG	TD
Harris	5	7	1.4	7	0
Henderson	3	79	26.3	79t	1
Waters	3	11	3.7	6	0
Washington	2	32	16.0	21	0
Renfro	2	28	14.0	25	0
Hughes	2	19	9.5	11	0
Lewis	1	29	29.0	29	0
Breung	1	15	15.0	15	0
Kyle	1	9	9.0	9	0
Hegman	1	0	0.0	0	0

COWBOYS	21	229	10.9	79t	1
Opponents	10	184	18.4	48	0

PUNTING

	NO	YDS	AVG	TB	IN20	LG	BL	NET
D. White	81	3,171	39.6	10	25	57	1	33.2
Herrera	2	44	22.0	0	2	28	0	22.0

COWBOYS	83	3,215	38.7	10	27	57	1	32.4
Opp.	103	3,825	37.1	4	10	65	0	31.1

PUNT RETURNS

	NO	FC	YDS	AVG	LG	TD
Johnson	50	15	423	8.5	38	0
Hill	10	1	124	12.4	29	0
Harris	1	0	-2	-2.0	-2	0

COWBOYS	61	16	545	8.9	38	0
Opponents	36	8	280	7.8	68t	1

KICKOFF RETURNS

	NO	YDS	AVG	LG	TD
Johnson	22	536	24.4	64	0
Brinson	17	409	24.1	41	0
Hill	3	64	21.3	29	0
Denison	1	30	30.0	30	0
Henderson	1	8	8.0	8	0
DuPre	0	24	24.0	24	0

COWBOYS	44	1,071	24.3	64	0
Opponents	71	1,614	22.7	48	0

SCORE BY

QUARTERS	1	2	3	4	OT	T
COWBOYS	64	129	53	93	6	345
Opponents	33	73	69	37	0	212

FIELD GOALS

	11-19	20-29	30-39	40-49	50+
Herrera	2-2	5-7	4-8	6-11	1-1
COWBOYS	2-2	5-7	4-8	6-11	1-1
Opponents	0-0	3-3	4-5	1-4	2-3

Herrera: (40,27M),(37,41,38B),(32,31M,19,20),
(29,46M,40,44),(44B,44,52),(34M,49M,
18),(21,45,30),(35),(21),(1),(1),(24),(49M),
(38M,35M,28M)
Opponents: (31M,35),(1),(1),(32),(25,40,53),(32),(1),
(50M,51),(26),(1),(41M,40M,43M),(1),(1),
(22,37)

SCORING

	TDR	TDP	TDR1	FG	PAT	\$	TP
Herrera	0	0	0	18/29	39/41	0	93
Dorsett	12	1	0	0/0	0/0	0	78
P. Pearson	1	4	0	0/0	0/0	0	30
Newhouse	3	1	0	0/0	0/0	0	24
DuPre	0	3	0	0/0	0/0	0	18
Richards	0	3	0	0/0	0/0	0	18
Saldi	0	2	1a	0/0	0/0	0	18
Staubach	3	0	0	0/0	0/0	0	18
D. Pearson	0	2	0	0/0	0/0	0	12
Brinson	1	0	0	0/0	0/0	0	6
Denison	1	0	0	0/0	0/0	0	6
Henderson	0	0	1b	0/0	0/0	0	6
Johnson	0	1	0	0/0	0/0	0	6
Laidlaw	0	1	0	0/0	0/0	0	6
Waters	0	0	1c	0/0	0/0	0	6

COWBOYS	21	18	3	18/29	39/41	0	345
Opponents	9	14	3*	10/15	26/26	0	212

a 8 fumble return vs. N. Y. Giants (11/6)
b 79 interception return vs. Tampa Bay (10/2)
c 17 blocked punt return vs. Philadelphia (10/23)
* Hammond 68 punt return vs. N. Y. Giants (9/25)
Wood 37 fumble return vs. Tampa Bay (10/2)
Davis 35 fumble return vs. St. Louis (10/9)

USUAL STARTERS

WR	Golden Richards	LE	Ed Jones
LT	Ralph Neely	LT	Jethro Pugh
LG	Herb Scott (10)	RT	Randy White
	Burton Lawless (4)	RE	Harvey Martin
C	John Fitzgerald	LLB	Thomas Henderson
RG	Tom Rafferty	MLB	Bob Breung
RT	Pat Donovan	RLB	D.D. Lewis
TE	Billy Joe DuPre	RCB	Benny Barnes
WR	Drew Pearson	RCB	Aaron Kyle (10)
QB	Roger Staubach		Mark Washington (4)
RB	Preston Pearson (10)	SS	Charlie Waters
	Tony Dorsett (4)	FS	Cliff Harris
FB	Robert Newhouse	P	Danny White
K	Ehren Herrera		

Pro Bowlers in Bold

	PASSING	ATT	COMP	YDS	PCT	AVG	AIT	TD	PCT	PCT	LG	SKS/YDS	RATING
Staubach	361	210	2,620	58.2	7.26	18	5.0	5.0	2.5	67	30/219	87.1	
D. White	10	4	35	40.0	3.50	0	0.0	1.0	10	12	2/15	45.8	
Dorsett	1	1	34	100.0	34.00	0	0.0	0.0	0.0	34	0/0	118.8	
Watters	0	0	0	0.0	0.00	0	0.0	0.0	0.0	0	1/12	42.3	
COWBOYS	372	215	2,689	57.8	7.23	18	4.8	10	2.7	67	33/246	85.1	
Opponents	370	154	1,991	41.6	5.38	14	3.8	21	5.7	60t	53/429	48.0	

1979 ★ DALLAS COWBOYS STATISTICS ★ 1979

First Place, NFC East
Head Coach: Tom Landry

PRESEASON (3-2)

Date	W/L	Score	Opponent	Att.
7/28	L	13-20	Oakland @ Canton	20,648
8/4	W	7-6	DENVER	61,192
8/12	L	17-27	@ Seattle	59,803
8/18	W	16-13	HOUSTON	62,803
8/25	W	16-14	PITTSBURGH	64,543

REGULAR SEASON (11-5)

Date	W/L	Score	Opponent	Att.
9/2	W	22-21	@ St. Louis	50,855
9/9	W	21-13	@ San Francisco	56,728
9/16	W	24-20	CHICAGO	64,056
9/24	L	7-26	@ Cleveland	80,123
9/30	W	38-13	CINCINNATI	63,179
10/7	W	36-20	@ Minnesota	47,572
10/14	W	30-6	LOS ANGELES	64,462
10/21	W	22-13	ST. LOUIS	64,300
10/28	L	3-14	@ Pittsburgh	50,199
11/4	W	16-14	@ N. Y. GIANTS	76,490
11/12	L	21-31	PHILADELPHIA	62,417
11/18	L	20-34	@ Washington	55,031
11/22	L	24-30	HOUSTON	63,897
11/28	W	28-7	N. Y. GIANTS	63,787
12/8	W	24-17	@ Philadelphia	71,434
12/16	W	35-34	WASHINGTON	62,867

1979 DIVISIONAL PLAYOFF

12/30	L	19-21	LOS ANGELES	64,792
-------	---	-------	-------------	--------

TEAM STATISTICS	DALLAS	OPP
FIRST DOWNS	339	259
Rushing	122	105
Passing	195	135
Penalty	22	19
Third Down-Made/Att	120/241	80/228
Third Down Efficiency	49.8	35.1
Fourth Down-Made/Att	2/9	5/11
TOTAL NET YARDS	5,968	4,586
Avg. Per Game	373.0	286.6
Total Plays	1,122	978
Avg. Per Play	5.3	4.7
NET YARDS RUSHING	2,375	2,115
Avg. Per Game	148.4	132.2
Total Rushes	578	500
Avg. Per Rush	4.1	4.2
NET YARDS PASSING	3,593	2,471
Sacked/Yards Lost	41/290	43/362
Gross Yards	3,883	2,833
Attempts/Completions	503/287	435/207
Pct. of Completions	57.1	47.6
Had Intercepted	13	13
PUNTS/AVERAGE	76/41.7	96/40.8
Net Punting Average	36.0	35.7
PUNT RET./AVG.	51/6.5	34/7.4
KICKOFF RET./AVG.	68/19.4	68/23.2
INT./AVG. RET.	13/14.8	13/8.8
PENALTIES/YARDS	100/845	70/704
FUMBLES/BALL LOST	33/21	20/10
TOUCHDOWNS	45	38
Rushing	15	15
Passing	29	21
Returns	1	2
EXTRA POINTS/ATTEMPTS	40/45	34/38
FIELD GOALS/ATTEMPTS	19/29	17/27
AVG. TIME OF POSS.	32:57	27:03

RUSHING	ATT	YDS	AVG	LG	TD
Dorsett	250	1,107	4.4	41	6
Newhouse	124	449	3.6	21	3
Springs	67	248	3.7	15	2
Laidlaw	69	236	3.4	15	3
Staubach	37	172	4.5	20	0
Brinson	14	48	3.6	10	0
D. Pearson	3	27	9.0	16	0
D. White	1	25	25.0	25	0
DuPree	2	19	9.5	20	0
Hill	2	18	9.9	12	0
P. Pearson	7	14	2.0	11	1
Johnson	1	13	13.0	13	0
Saldi	1	-1	-1.0	-1	0

COWBOYS	578	2,375	4.1	41	15
Opponents	500	2,115	4.2	36	15

RECEIVING	NO	YDS	AVG	LG	TD
Hill	60	1,062	17.7	75	10
D. Pearson	55	1,026	18.7	56	8
Dorsett	45	375	8.3	32	1
DuPree	29	324	11.2	33	5
P. Pearson	26	333	12.8	26	1
Springs	25	251	10.0	27	1
Saldi	14	181	12.9	23	1
Laidlaw	12	59	4.9	12	0
Newhouse	7	55	7.9	21	1
Johnson	6	105	17.5	28	1
Cosbie	5	36	7.2	12	0
Wilson	3	76	25.3	45	0

COWBOYS	287	3,883	13.5	75	29
Opponents	207	2,833	13.7	64	21

INTERCEPTIONS	NO	YDS	AVG	LG	TD
Hughes	2	91	45.5	68	0
Harris	2	35	17.5	20	0
Barnes	2	20	10.0	11	0
Lewis	2	8	4.0	5	0
Kyle	2	0	0.0	0	0
Mitchell	1	36	36.0	36	0
Thornton	1	3	3.0	3	0
Thurman	1	0	0.0	0	0

COWBOYS	13	193	14.8	68	0
Opponents	13	114	8.8	39	1

PUNTING	NO	YDS	AVG	TBIN20	LG	BL	NET
D. White	76	3,168	41.7	9	21	73	0 36.0
COWBOYS	76	3,168	41.7	9	21	73	0 36.0
Opp.	96	3,921	40.8	8	17	72	0 35.7

PUNT RETURNS	NO	FC	YDS	AVG	LG	TD
Wilson	35	12	236	6.8	13	0
Manning	10	2	55	5.5	17	0
Hill	6	1	43	7.2	12	0

COWBOYS	51	15	334	6.5	17	0
Opponents	34	18	252	7.4	31	0

KICKOFF RETURNS	NO	YDS	AVG	LG	TD
Wilson	38	780	20.5	70	0
Springs	19	328	17.2	26	0
Manning	7	145	20.7	47	0
Brinson	2	29	14.5	17	0
Hill	1	32	32.0	32	0
Hutther	1	8	8.0	8	0

COWBOYS	68	1,322	19.4	70	0
Opponents	68	1,580	23.2	106	1

SCORE BY QUARTERS	1	2	3	4	OT	T
COWBOYS	73	102	87	109	0	371
Opponents	87	88	60	78	0	313

FIELD GOALS	11-19	20-29	30-39	40-49	50+
Septien	0-0	7-7	7-11	3-8	2-3
COWBOYS	0-0	7-7	7-11	3-8	2-3
Opponents	0-0	4-4	4-6	7-13	2-4

Septien: (37.50M,24.27), (23.51), (46.43M), (34B, 47M), (26), (34), (32), (51.47M,29), (32, 32M), (26.37.22), (47M), (34.37), (44), (34M, 31M, 46M), (40), (1)

Opponents: (60M), (30.35M, 44), (1), (48.38), (37, 35), (42.41), (51.41, 48M, 40B), (32M), (48M), (45M, 59.52M, 45M), (44M, 46, 45), (27), (1), (27), (24, 24)

SCORING	TDR	TDP	TDR	FG	PAT	S	TP
Septien	0	0	0	19/29	40/44	0	97
Hill	0	10	0	0/0	0/0	0	60
D. Pearson	0	8	0	0/0	0/0	0	48
Dorsett	6	1	0	0/0	0/0	0	42
DuPree	0	5	0	0/0	0/0	0	30
Newhouse	3	1	0	0/0	0/0	0	24
Laidlaw	3	0	0	0/0	0/0	0	18
Springs	2	1	0	0/0	0/0	0	18
P. Pearson	1	1	0	0/0	0/0	0	12
Barnes	0	0	1a	0/0	0/0	0	6
Johnson	0	1	0	0/0	0/0	0	6
Saldi	0	1	0	0/0	0/0	0	6

COWBOYS	15	29	1	19/29	40/45	0	371
Opponents	15	21	2	17/27	34/38	0	313

a 33 fumble return vs. Minnesota (10/7)
* Darden 39 interception return vs. Cleveland (9/24)
Green 108 kickoff return vs. St. Louis (10/21)

USUAL STARTERS

WR	Tony Hill	LE	Larry Cole (12)
LT	Pat Donovan		John Dutton (4)
LG	Herk Scott	LT	Dave Stalls (12)
C	John Fitzgerald		Larry Cole (4)
RG	Tom Rafferty	RT	Randy White
RT	Jim Cooper (11)	RE	Harvey Martin
	Rayfield Wright (5)	LLB	Thomas Henderson (10)
TE	Billy Joe DuPree		Mike Hegman (5)
WR	Drew Pearson	MLB	Bob Breung
QB	Roger Staubach	RLB	D.D. Lewis
RB	Tony Dorsett	LCB	Benny Barnes
FB	Robert Newhouse (12)	RCB	Aaron Kyle
	Scott Laidlaw (3)	SS	Randy Hughes
K	Raphael Septien	FS	Cliff Harris
		P	Danny White

Pro Bowlers in Bold

PASSING	ATT	COMP	YDS	PCT	AVG	TD	PCT TD	INT	PCT INT	LG	SKS/YDS	RATING
Staubach	461	267	3,586	57.9	7.78	27	5.9	11	2.4	75	36/240	92.4
D. White	39	19	267	48.7	6.85	1	2.6	2	5.1	45	4/46	58.6
Springs	3	1	30	33.0	10.00	1	33.0	0	0.0	30	1/4	111.0
COWBOYS	503	287	3,883	57.1	7.72	29	5.8	13	2.6	75	41/290	90.3
Opponents	435	207	2,833	47.6	6.51	21	4.8	13	3.0	64	43/362	72.4

1980 ★ DALLAS COWBOYS STATISTICS ★ 1980

SECOND PLACE, NFC EAST HEAD COACH: TOM LANDRY

PRESEASON (3-1)			
Date	W/L	Opponent	Att.
8/9	W 17-14	GREEN BAY	54,876
8/16	W 19-16	@ Los Angeles	63,283
8/23	W 20-13	HOUSTON	63,658
8/30	L 10-31	PITTSBURGH	62,795

REGULAR SEASON (12-4)			
Date	W/L	Opponent	Att.
9/8	W 17-3	@ Washington	55,045
9/14	L 20-41	@ Denver	74,919
9/21	W 28-17	TAMPA BAY	62,750
9/28	W 28-7	@ Green Bay	54,776
10/5	W 24-3	N. Y. GIANTS	59,126
10/12	W 59-14	SAN FRANCISCO	63,399
10/19	L 10-17	@ Philadelphia	70,696
10/26	W 42-31	SAN DIEGO	60,639
11/2	W 27-24	@ St. Louis	50,701
11/9	L 35-38	@ N. Y. Giants	68,343
11/16	W 31-21	ST. LOUIS	52,567
11/23	W 14-10	WASHINGTON	58,809
11/27	W 51-7	SEATTLE	57,540
12/7	W 19-13	@ Oakland	53,194
12/15	L 14-38	@ Los Angeles	65,154
12/21	W 35-27	PHILADELPHIA	62,548

1980 NFC WILD CARD GAME		
12/28	W 34-13	LOS ANGELES
64,533		

1980 DIVISIONAL PLAYOFF		
1/4/81	W 30-27	@ Atlanta
60,022		

1980 NFC CHAMPIONSHIP GAME		
1/11/81	L 7-20	@ Philadelphia
70,696		

TEAM STATISTICS	DALLAS	OPP
FIRST DOWNS	337	296
Rushing	143	98
Passing	171	160
Penalty	23	28
Third Down-Made/Att.	130/243	88/222
Third Down Efficiency	53.5	39.6
Fourth Down-Made/Att.	5/11	7/15
TOTAL NET YARDS	5,468	5,279
Avg. Per Game	341.8	329.9
Total Plays	1,075	996
Avg. Per Play	5.1	5.3
NET YARDS RUSHING	2,346	2,069
Avg. Per Game	146.6	129.3
Total Rushes	594	469
Avg. Per Rush	4.0	4.4
NET YARDS PASSING	3,104	3,205
Sacked/Yards Lost	31/252	43/358
Gross Yards	3,356	3,563
Attempts/Completions	449/265	484/231
Pct. of Completions	59.6	47.7
Had Intercepted	25	27
PUNTS/AVERAGE	71/40.8	76/43.5
Net Punting Average	34.8	34.7
PUNT RET./AVG.	55/10.1	31/6.6
KICKOFF RET./AVG.	58/21.7	73/21.5
INT./AVG. RET.	27/19.4	25/7.2
PENALTIES/YARDS	107/908	106/989
FUMBLES/BALL LOST	27/14	33/20
TOUCHDOWNS	60	38
Rushing	26	15
Passing	30	21
Returns	4	2
EXTRA POINTS/ATTEMPTS	59/60	38/38
FIELD GOALS/ATTEMPTS	11/17	15/28
AVG. TIME OF POSS.	32:46	27:14

RUSHING	ATT	YDS	AVG	LG	TD
Dorsett	278	1,185	4.3	56	11
Newhouse	118	451	3.8	29†	6
Springs	89	326	3.7	20†	6
J. Jones	41	135	3.4	9	0
D. White	27	114	4.2	48	1
Newsome	23	73	3.1	23	2
D. Pearson	3	31	10.3	32	0
Hill	4	27	6.8	15	0
DuPree	4	19	4.8	11	0
Carano	4	6	1.5	5	0
P. Pearson	3	6	2.0	2	0
COWBOYS	594	2,373	4.0	56	26
Opponents	469	2,069	4.4	51	15

RECEIVING	NO	YDS	AVG	LG	TD
Hill	60	1,055	17.6	58†	8
D. Pearson	43	568	13.2	30	6
Dorsett	34	263	7.7	27	0
DuPree	29	312	10.8	39	7
Saldi	25	311	12.4	43	1
P. Pearson	20	213	10.7	20	2
Johnson	19	263	13.7	29†	4
Springs	15	212	14.1	58†	1
Newhouse	8	75	9.4	18	0
J. Jones	5	39	7.8	16	0
Newsome	4	43	10.6	16	0
Cosbie	2	11	5.5	5	1
D. White	1	-9	-9.0	-9	0
COWBOYS	265	3,356	12.7	58†	30
Opponents	231	3,563	15.4	69†	21

INTERCEPTIONS	NO	YDS	AVG	LG	TD
Thurman	5	114	22.8	78†	1
Waters	5	78	15.6	29	0
Wilson	4	82	20.5	35	0
Mitchell	3	56	18.7	56	0
Breunig	3	34	11.3	15	0
Dickerson	2	46	23.0	34	0
Hegman	2	2	1.0	2	0
Cole	1	43	43.0	43†	1
Dutton	1	38	38.0	38†	1
Barnes	1	30	30.0	30	0
COWBOYS	27	523	19.4	78†	3
Opponents	25	179	7.2	36	1

PUNTING	NO	YDS	AVG	TB	INT	LG	BL	NET
D. White	71	2,903	40.9	11	17	58	0	34.8
COWBOYS	71	2,903	40.9	11	17	58	0	34.8
Opp.	76	3,304	43.5	6	14	58	0	34.7

PUNT RETURNS	NO	FC	YDS	AVG	LG	TD
J. Jones	54	4	548	10.1	52	0
Solomon	1	0	8	8.0	8	0
COWBOYS	55	4	556	10.1	52	0
Opponents	31	10	206	6.6	27	0

KICKOFF RETURNS	NO	YDS	AVG	LG	TD
J. Jones	32	720	22.5	41	0
Newsome	12	293	24.4	36	0
Wilson	7	139	19.9	34	0
Hurt	4	71	17.8	24	0
Saldi	1	23	23.0	23	0
Cosbie	1	13	13.0	13	0
Waters	1	0	0.0	0	0
COWBOYS	58	1,259	21.7	41	0
Opponents	73	1,568	21.5	53	0

SCORE BY QUARTERS	1	2	3	4	OT	T
COWBOYS	96	153	86	119	0	454
Opponents	66	123	44	78	0	311

FIELD GOALS	11-19	20-29	30-39	40-49	50+
Septien	1-1	3-4	6-6	0-3	1-3
COWBOYS	1-1	3-4	6-6	0-3	1-3
Opponents	1-1	3-8	3-7	4-9	2-3

Septien: (19), (30,37), (), (), (38,27M), (26,40M), (33), (43M,42M,44M), (28,32), (), (23), (), (), (52,34), (51M), ()
Opponents: (45M,29M,45), (46,55), (22,35M), (), (33M,53M,51), (), (35,38M), (45,45M), (42), (27), (44M), (34), (), (22,41M,38M), (33M,27), (43M,27M,29,25M,19)

SCORING	TDR	TDP	TDR1	FG	PAT	S	TP
Septien	0	0	0	11/17	59/60	1	92
Dorsett	11	0	0	0/0	0/0	0	66
Hill	0	8	0	0/0	0/0	0	48
Springs	6	1	0	0/0	0/0	0	42
DuPree	0	7	0	0/0	0/0	0	42
Newhouse	6	0	0	0/0	0/0	0	36
D. Pearson	0	6	0	0/0	0/0	0	36
Johnson	0	4	0	0/0	0/0	0	24
Newsome	2	0	0	0/0	0/0	0	12
P. Pearson	0	2	0	0/0	0/0	0	12
Saldi	0	1	0	0/0	0/0	0	6
Thurman	0	0	1a	0/0	0/0	0	6
Dutton	0	0	1b	0/0	0/0	0	6
Hegman	0	0	1c	0/0	0/0	0	6
Cole	0	0	1d	0/0	0/0	0	6
D. White	1	0	0	0/0	0/0	0	6
COWBOYS	26	30	4	11/17	59/60	1	454
Opponents	15	21	2*	15/28	38/38	0	311

a 78 interception return vs. St. Louis (11/2)
b 38 interception return vs. N.Y. Giants (10/5)
c fumble recovery in end zone vs. Philadelphia (10/19)
d 43 interception return vs. Washington (11/23)
+ Zorn grounded ball from end zone vs. Seattle (11/27)
* Thompson 32 fumble return vs. Denver (9/14)
Lowie 16 interception return vs. San Diego (10/26)

USUAL STARTERS

WR Tony Hill (13)	LE Ed Jones
Jay Saldi (3)	LT Larry Cole
LT Pat Donovan	RT Randy White
LG Herb Scott	RE Harvey Martin
C John Fitzgerald	LLB Mike Hegman
RG Tom Rafferty	MLB Bob Breunig
RT Jim Cooper	RLB D.D. Lewis
TE Billy Joe DuPree	LCB Steve Wilson (10)
WR Drew Pearson	BNB Benny Barnes (6)
QB Danny White	RCB Aaron Mitchell
RB Tony Dorsett	SS Charlie Waters
FB Robert Newhouse (10)	FS Dennis Thurman
Ron Springs (5)	P Danny White
K Raphael Septien	

Pro Bowlers in Bold

PASSING	ATT	COMP	YDS	PCT	AVG	ATT	TD	PCT	INT	PCT	INT	LG	SKS/YDS	RATING
D. White	436	260	3,287	59.6	7.54	28	6.4	25	5.7	58†	31/252	80.8		
Carano	12	5	69	41.7	5.75	2	16.6	0	0.0	25	0/0	60.8		
Dorsett	1	0	0	0.0	0.00	0	0	0.0	0.0	0	0/0	39.6		
COWBOYS	449	265	3,356	59.0	7.47	30	6.7	25	5.7	58†	31/252	81.0		
Opponents	484	231	3,563	47.7	7.36	21	4.3	27	5.6	69†	43/358	63.5		

SIDELINES 1980 STATISTICS RECORDS 2006 SEASON PLAYERS STAFF

1981 ★ DALLAS COWBOYS STATISTICS ★ 1981

FIRST PLACE, NFC EAST HEAD COACH: TOM LANDRY

PRESEASON (2-2)

Date	W/L	Score	Opponent	Att.
8/8	L	17-21	GREEN BAY	55,987
8/15	L	21-33	@ Los Angeles	61,459
8/22	W	24-14	PITTSBURGH	63,504
8/29	W	28-20	HOUSTON	63,799

REGULAR SEASON (12-4)

9/6	W	26-10	@ Washington	55,505
9/13	W	30-17	ST. LOUIS	63,602
9/21	W	35-21	@ New England	60,311
9/27	W	18-10	N.Y. GIANTS	63,449
10/4	L	17-20	@ St. Louis	49,777
10/11	L	14-45	@ San Francisco	57,574
10/18	W	29-17	LOS ANGELES	64,649
10/25	W	28-27	MIAMI	64,221
11/1	W	17-14	@ Philadelphia	72,111
11/9	W	27-14	BUFFALO	62,583
11/15	L	24-27	@ Detroit	79,694
11/22	W	24-10	WASHINGTON	64,583
11/26	W	10-9	CHICAGO	63,499
12/6	W	37-13	@ Baltimore	54,871
12/13	W	21-10	PHILADELPHIA	64,955
12/19	L	10-13	@ N.Y. Giants (OT)	73,009

1981 DIVISIONAL PLAYOFF

1/2/82	W	38-0	TAMPA BAY	64,848
--------	---	------	-----------	--------

1981 NFC CHAMPIONSHIP GAME

1/10/82	L	27-28	@ San Francisco	60,525
---------	---	-------	-----------------	--------

TEAM STATISTICS

	DALLAS	OPP
FIRST DOWNS	321	286
Rushing	137	107
Passing	158	160
Penalty	26	18
Third Down-Made/Att.	99/244	72/211
Third Down Efficiency	40.6	34.1
Fourth Down-Made/Att.	5/11	7/15
TOTAL NET YARDS	5,880	5,419
Avg. Per Game	367.5	338.7
Total Plays	1,100	1,021
Avg. Per Play	5.3	5.3
NET YARDS RUSHING	2,711	2,049
Avg. Per Game	169.4	128.0
Total Rushes	630	468
Avg. Per Rush	4.3	4.4
NET YARDS PASSING	3,169	3,370
Sacked/Yards Lost	31/245	42/347
Gross Yards	3,414	3,717
Attempts/Completions	439/241	511/236
Pct. of Completions	54.9	46.2
Had Intercepted	15	37
PUNTS/AVERAGE	83/40.3	80/41.1
Net Punting Average	35.8	36.4
PUNT RET./AVG.	45/5.2	38/6.1
KICKOFF RET./AVG.	54/18.2	71/21.2
INT./AVG. RET.	37/13.0	15/8.3
PENALTIES/YARDS	103/839	104/837
FUMBLES/BALL LOST	45/20	43/16
TOUCHDOWNS	40	34
Rushing	15	16
Passing	24	17
Returns	1	1
EXTRA POINTS/ATTEMPTS	40/40	31/34
FIELD GOALS/ATTEMPTS	27/35	14/29
AVG. TIME OF POSS.	31:47	28:13

RUSHING

Player	ATT	YDS	AVG	LG	TD
Dorsett	342	1,646	4.8	75t	4
Springs	172	625	3.6	16	10
J. Jones	34	183	5.3	59t	1
D. White	38	104	2.7	17	0
Newsome	13	38	2.9	7	0
Newhouse	14	33	2.3	6	0
Cosbie	4	33	8.3	15	0
Pearson	3	31	10.3	25	0
DuPree	1	12	12.0	12	0
Carano	8	9	1.1	11	0
Hill	1	3	3.0	3	0
COWBOYS	630	2,711	4.3	75t	15
Opponents	468	2,049	4.4	38t	16

RECEIVING

Player	NO	YDS	AVG	LG	TD
Hill	46	953	20.7	63t	4
Springs	46	359	7.8	32	2
Pearson	38	614	16.2	42	3
Dorsett	32	325	10.2	73t	2
Johnson	25	552	22.1	55	5
DuPree	19	214	11.3	33t	2
Cosbie	17	225	13.2	28t	5
Saldi	8	82	10.2	14t	1
J. Jones	6	37	6.2	16	0
Donley	3	32	10.7	17	0
Newhouse	1	21	21.0	21	0
COWBOYS	241	3,414	14.2	73t	24
Opponents	236	3,717	15.8	81t	17

INTERCEPTIONS

Player	NO	YDS	AVG	LG	TD
Walls	11	133	12.1	33	0
Thurman	9	187	20.8	96	0
Downs	7	81	11.6	21	0
Waters	3	21	7.0	21	0
Breung	2	8	4.0	8	0
Wilson	2	0	0.0	0	0
Brown	1	28	28.0	28	0
Barnes	1	24	24.0	24	0
Lewis	1	0	0.0	0	0
COWBOYS	37	482	13.0	96	0
Opponents	15	124	8.3	41	0

PUNTING

Player	NO	YDS	AVG	TB	IN20	LG	BL	NET
D. White	81	3,284	40.8	7	19	60	0	36.0
Septien	2	62	31.0	0	0	33	0	31.0
COWBOYS	83	3,346	40.3	7	19	60	0	35.8
Opp.	80	3,289	41.1	7	17	57	0	36.4

PUNT RETURNS

Player	NO	YCS	FD	AVG	LG	TD
J. Jones	33	2	188	5.7	17	0
Fellows	11	1	44	4.4	10	0
Donley	1	0	3	3.0	3	0
Thurman	0	1	0	0.0	0	0
Wilson	0	1	0	0.0	0	0
COWBOYS	45	5	235	5.2	17	0
Opponents	38	8	231	6.1	21	0

KICKOFF RETURNS

Player	NO	YDS	AVG	LG	TD
J. Jones	27	517	19.1	33	0
Newsome	12	228	19.0	27	0
Fellows	8	170	21.3	31	0
Newhouse	3	34	10.4	12	0
Wilson	2	32	16.0	17	0
Cosbie	1	0	0.0	0	0
COWBOYS	54	981	18.2	33	0
Opponents	71	1,508	21.2	65	0

SCORE BY QUARTERS

	1	2	3	4	OT	T
COWBOYS	91	108	57	111	0	367
Opponents	61	81	79	53	0	277

FIELD GOALS

	11-19	20-29	30-39	40-49	50+
COWBOYS	1-1	11-11	8-9	7-12	0-2
Opponents	1-1	11-11	8-9	7-12	0-2

SCORING

	TDR	TD	TDR	FG	PAT	S	TP
COWBOYS	15	24	1	27/35	40/40	0	367
Opponents	16	17	1*	14/29	31/34	0	277

USUAL STARTERS

WR	Tony Hill (9)	LE	Ed Jones
LT	Butch Johnson (6)	LT	John Dutton
LG	Pat Donovan	RT	Randy White
RG	Herb Scott	RE	Harvey Martin
C	Tom Rafferty (13)	LLB	Mike Hegman (10)
	Robert Shaw (3)		Guy Brown (6)
WR	Kurt Peterson	MLB	Bob Breung
RT	Jim Cooper	RLB	D.D. Lewis
TE	Billy Joe DuPree	LCB	Everson Lewis (12)
WR	Drew Pearson		Steve Wilson (4)
QB	Danny White	RCB	Dennis Thurman
RB	Tony Dorsett	SS	Charlie Waters
FB	Ron Springs (13)	FS	Michael Downs
	Jay Saldi (3)	P	Danny White
K	Raphael Septien		

Pro Bowlers in Bold

PASSING

Player	ATT	COMP	YDS	PCT	ATT	PCT		LG	SKS/YDS	RATING		
						TD	INT					
D. White	391	223	3,098	57.0	7.92	22	5.6	13	3.3	73t	30/234	87.5
Carano	45	16	235	35.5	5.22	1	2.2	1	2.2	55	1/1	51.6
Pearson	2	2	81	100.0	40.50	1	50.0	0	0.0	59	0/0	121.0
Springs	1	0	0	0.0	0.00	0	0	0	0.0	0	0/0	0.0
COWBOYS	439	241	3,414	54.9	7.78	24	5.5	15	3.4	73t	31/245	84.4
Opponents	511	236	3,717	46.2	7.27	17	3.3	37	7.2	81t	42/347	51.9

STAFF PLAYERS 2006 SEASON RECORDS PLAYOFF RECORDS STATISTICS SIDELINES

1982 ★ DALLAS COWBOYS STATISTICS ★ 1982

**SECOND PLACE, NFC EAST
HEAD COACH: TOM LANDRY**

PRESEASON (3-1)

Date	W/L	Score	Opponent	Att.
8/14	L	10-14	BUFFALO	48,612
8/21	W	26-16	@ San Diego	49,182
8/28	W	36-21	NEW ENGLAND	50,113
9/4	W	20-14	HOUSTON	60,150

REGULAR SEASON (6-3)

Date	W/L	Score	Opponent	Att.
9/13	L	28-36	PITTSBURGH	63,431
9/19	W	24-7	@ St. Louis	50,705
9/26			@ Minnesota	canceled
10/3			N.Y. GIANTS	canceled
10/10			WASHINGTON	canceled
10/17			@ Philadelphia	canceled
10/24			@ Cincinnati	canceled
10/31			@ N.Y. Giants	canceled
11/7			ST. LOUIS	canceled
11/14			@ San Francisco	canceled
11/21	W	14-9	TAMPA BAY	49,578
11/25	W	31-14	CLEVELAND	46,267
12/5	W	21-7	@ Washington	54,633
12/13	W	37-7	@ Houston	51,808
12/19	W	21-7	NEW ORLEANS	64,506
12/26	L	20-24	PHILADELPHIA	46,199
1/3/83	L	27-31	@ Minnesota	60,007

1982 SUPER BOWL TOURNAMENT

1/9/83	W	30-17	TAMPA BAY	65,042
--------	---	-------	-----------	--------

1982 SUPER BOWL TOURNAMENT

1/16/83	W	37-26	GREEN BAY	63,972
---------	---	-------	-----------	--------

1982 NFC CHAMPIONSHIP GAME

1/22/83	L	17-31	@ Washington	55,045
---------	---	-------	--------------	--------

TEAM STATISTICS

	DALLAS	OPP
FIRST DOWNS	180	163
Rushing	70	57
Passing	99	95
Penalty	11	11
Third Down-Made/Att.	44/111	42/125
Third Down Efficiency	39.6	33.6
Fourth Down-Made/Att.	5/11	7/15
TOTAL NET YARDS	3,199	2,753
Avg. Per Game	355.4	305.9
Total Plays	579	581
Avg. Per Play	5.5	4.7
NET YARDS RUSHING	1,313	1,011
Avg. Per Game	145.9	112.3
Total Rushes	296	260
Avg. Per Rush	4.4	3.9
NET YARDS PASSING	1,866	1,742
Sacked/Yards Lost	25/264	32/260
Gross Yards	2,150	2,002
Attempts/Completions	258/160	289/152
Pct. of Completions	62.0	52.6
Had Intercepted	14	15
PUNTS/AVERAGE	37/41.7	49/42.7
Net Punting Average	37.4	35.3
PUNT RET./AVG.	30/8.1	21/5.6
KICKOFF RET./AVG.	32/20.3	41/22.8
INT./AVG. RET.	15/10.9	14/8.9
PENALTIES/YARDS	42/304	52/431
FUMBLES/BALL LOST	29/12	20/10
TOUCHDOWNS	28	17
Rushing	10	5
Passing	16	10
Returns	2	2
EXTRA POINTS/ATTEMPTS	28/28	16/17
FIELD GOALS/ATTEMPTS	10/14	9/15
AVG. TIME OF POSS.	30:49	29:11

RUSHING	ATT	YDS	AVG	LG	TD
Dorsett	177	745	4.2	99†	5
Springs	59	243	4.1	46†	2
Newsome	15	98	6.5	25	1
D. White	17	91	5.4	21	0
Newhouse	14	79	5.6	27	1
T. Hill	1	22	22.0	22	0
Peoples	7	22	3.1	7	0
Johnson	1	9	9.0	9	0
DuPree	1	6	6.0	6†	1
Hogeboom	3	0	0.0	0	0
Cosbie	1	-2	-2.0	-2	0
COWBOYS	296	1,313	4.4	99†	10
Opponents	260	1,011	3.9	32	5

RECEIVING	NO	YDS	AVG	LG	TD
T. Hill	35	526	15.0	47	1
Cosbie	30	441	14.7	45	4
Pearson	26	382	14.7	48	3
Dorsett	24	179	7.5	17	0
Springs	17	163	9.6	34	2
Johnson	12	269	22.4	49	3
DuPree	7	41	5.9	12	2
Newsome	6	118	19.7	46†	1
Donley	2	23	11.5	12	0
Saldí	1	8	8.0	8	0
COWBOYS	160	2,150	13.4	49	16
Opponents	152	2,002	13.2	54†	10

INTERCEPTIONS	NO	YDS	AVG	LG	TD
Walls	7	61	8.7	37	0
Thurman	3	75	25.0	60†	1
Downs	1	22	22.0	22	0
Dickerson	1	4	4.0	4	0
Breunig	1	1	1.0	1	0
Clinkscale	1	0	0.0	0	0
E. Jones	1	0	0.0	0	0
COWBOYS	15	163	10.9	60†	1
Opponents	14	125	8.9	33†	1

PUNTING NO	YDS	AVG	TB	IN20	LG	BL	NET
D. White	37	1,542	41.7	2	6	56	0 37.4
COWBOYS	37	1,542	41.7	2	6	56	0 37.4
Opp.	49	2,093	42.7	6	9	60	0 35.3

PUNT RETURNS NO	FC	YDS	AVG	LG	TD	
Fellows	25	0	189	7.6	17	0
R. Hill	4	0	39	9.8	26	0
Donley	1	0	14	14.0	14	0
COWBOYS	30	0	242	8.1	26	0
Opponents	21	3	118	5.6	14	0

KICKOFF RETURNS NO	YDS	AVG	LG	TD	
Fellows	16	359	22.4	35	0
Donley	8	15	18.9	33	0
Newsome	4	74	18.5	26	0
J. Jones	2	46	23.0	27	0
Thurman	1	17	17.0	17	0
Cosbie	1	4	4.0	4	0
COWBOYS	32	651	20.3	35	0
Opponents	41	936	22.8	40	0

SCORE BY QUARTERS	1	2	3	4	OT	T
COWBOYS	17	100	51	58	0	226
Opponents	23	34	27	61	0	145

FIELD GOALS 11-19	20-29	30-39	40-49	50+	
Septien	1-1	3-3	3-4	2-4	1-2
COWBOYS	1-1	3-3	3-4	2-4	1-2
Opponents	0-0	6-8	1-2	2-5	0-0

Septien: (52M), (44M,25), (C), (C), (C), (C), (C), (C), (C), (C), (C), (C), (1), (32M,40), (31), (22,36,53), (1), (18,33), (47M,42,22)

Opponents: (35B,26,43,40), (40M), (C), (C), (C), (C), (C), (C), (C), (C), (C), (C), (26,27,26,24M), (1), (38), (1), (29B,40M,43M), (22), (28)

SCORING	TD	TD	FG	PT	S	TP
Septien	0	0	0	10/14	28	0 58
Dorsett	5	0	0	0/0	0/0	0 30
Cosbie	0	4	0	0/0	0/0	0 24
Springs	2	2	0	0/0	0/0	0 24
DuPree	1	2	0	0/0	0/0	0 18
Johnson	0	3	0	0/0	0/0	0 18
Pearson	0	3	0	0/0	0/0	0 18
Newsome	1	1	0	0/0	0/0	0 12
D. White	0	0	1a	0/0	0/0	0 6
T. Hill	0	1	1b	0/0	0/0	0 6
Newhouse	1	0	0	0/0	0/0	0 6
Thurman	0	0	0	0/0	0/0	0 6
COWBOYS	10	16	2	10/14	28/28	0 226
Opponents	5	10	2*	9/15	16/17	0 145

a 86 fumble return vs. Houston (12/13)
 b 60 interception return vs. Minnesota (1/3)
 * Brown recovered fumble in end zone vs. Philadelphia (12/26)
 Turner 33 interception return vs. Minnesota (1/3)

USUAL STARTERS

WR Tony Hill	LE Ed Jones
LT Pat Donovan	LT John Dutton
LG Howard Richards	RT Randy White
C Tom Rafferty	RE Harvey Martin
RG Kurt Peterson	LLB Mike Hegman
RT Jim Cooper	MLB Bob Breunig
TE Doug Cosbie	RLB Guy Brown
WR Drew Pearson	LCB Everson Walls
QB Danny White	RCB Dennis Thurman
RB Tony Dorsett	SS Benny Barnes
FB Ron Springs	FS Michael Downs
K Raphael Septien	P Danny White

Pro Bowlers in Bold

PASSING	ATT	COMP	YDS	PCT	ATT	PCT	PCT	INT	INT	LG	SKS/YDS	RATING
D. White	247	156	2,079	63.2	8.42	16	6.5	12	4.9	49	25/264	91.1
Hogeboom	8	3	45	37.5	5.62	0	0.0	1	12.5	26	0/0	17.2
Pearson	2	1	26	50.0	13.00	0	0.0	1	50.0	26	0/0	56.3
Dorsett	1	0	0	0.0	0.00	0	0.0	0.0	0.0	0	0/0	39.6
COWBOYS	258	160	2,150	62.0	8.33	16	6.2	14	5.4	49	25/264	86.6
Opponents	289	152	2,002	52.6	6.93	10	3.5	15	5.2	54†	32/260	64.8

1983 ★ DALLAS COWBOYS STATISTICS ★ 1983

SECOND PLACE, NFC EAST HEAD COACH: TOM LANDRY

PRESEASON (3-1)				
Date	W/L	Score	Opponent	Att.
8/6	W	20-17	MIAMI	45,826
8/15	W	30-7	@ L.A. Rams	54,268
8/20	L	7-24	PITTSBURGH	62,164
8/27	W	34-31	HOUSTON	54,363

REGULAR SEASON (12-4)				
Date	W/L	Score	Opponent	Att.
9/5	W	31-30	@ Washington	55,045
9/11	W	34-17	@ St. Louis	48,532
9/18	W	28-13	N.Y. GIANTS	62,347
9/25	W	21-20	NEW ORLEANS	62,136
10/2	W	37-24	@ Minnesota	60,774
10/9	W	27-24	TAMPA BAY (OT)	63,308
10/16	W	37-7	PHILADELPHIA	63,070
10/23	L	38-40	L.A. RAIDERS	64,991
10/30	W	38-20	@ N.Y. Giants	76,142
11/6	W	27-20	@ Philadelphia	71,236
11/13	L	23-24	@ San Diego	46,192
11/20	W	41-21	KANSAS CITY	64,103
11/24	W	35-17	ST. LOUIS	60,764
12/4	W	35-10	@ Seattle	63,352
12/11	L	10-31	WASHINGTON	65,074
12/19	L	17-42	@ San Francisco	59,957

1983 WILD CARD GAME				
12/26	L	17-24	L.A. RAMS	43,521

TEAM STATISTICS	DALLAS	OPP
FIRST DOWNS	342	286
Rushing	109	82
Passing	205	181
Penalty	28	23
Third Down-Made/Att	94/225	80/222
Third Down Efficiency	41.8	36.0
Fourth Down-Made/Att	4/9	9/17
TOTAL NET YARDS	5,959	5,427
Avg. Per Game	372.4	339.2
Total Plays	1,110	1,025
Avg. Per Play	5.4	5.3
NET YARDS RUSHING	2,117	1,499
Avg. Per Game	132.3	93.7
Total Rushes	519	410
Avg. Per Rush	4.1	3.7
NET YARDS PASSING	3,842	3,928
Sacked/Yards Lost	37/314	57/437
Gross Yards	4,156	4,365
Attempts/Completions	554/346	558/299
Pct. of Completions	62.5	53.6
Had Intercepted	25	27
PUNTS/AVERAGE	83/39.4	84/41.9
Net Punting Average	31.4	34.0
PUNT RET./AVG.	51/9.0	53/11.1
KICKOFF RET./AVG.	70/19.3	78/23.2
INT./AVG. RET.	27/17.3	25/14.3
PENALTIES/YARDS	99/847	100/873
FUMBLES/BALL LOST	30/14	31/21
TOUCHDOWNS	59	42
Rushing	21	12
Passing	31	27
Returns	7	3
EXTRA POINTS/ATTEMPTS	57/59	42/42
FIELD GOALS/ATTEMPTS	22/27	22/30
AVG. TIME OF POSS.	33:08	26:52

PASSING	ATT	COMP	YDS	PCT	AVG	PCT	PCT	PCT	INT	LG	SKS/YDS	RATING
D. White	533	334	3,980	62.7	7.47	29	5.4	23	4.3	80t	37/314	85.6
Hogeboom	17	11	161	64.7	9.47	1	5.9	1	5.9	24	0/0	90.6
Springs	2	1	15	50.0	7.50	1	50.0	0	0	15t	0/0	121.0
Dorsett	1	0	0	0.0	0.00	0	0.0	0	0.0	0	0/0	39.6
Pearson	1	0	0	0.0	0.00	0	0.0	1	100.0	0	0/0	39.6
COWBOYS	554	346	4,156	62.5	7.50	31	5.6	25	4.5	80t	37/314	85.2
Opponents	558	299	4,365	53.6	7.82	27	4.8	27	4.8	83t	57/437	75.3

RUSHING	ATT	YDS	AVG	LG	TD
Dorsett	289	1,321	4.6	77	8
Springs	149	541	3.6	19t	7
Newsome	44	185	4.2	20	2
Newhouse	9	34	3.8	8	0
D. White	18	31	1.7	22	4
Pearson	2	13	6.5	10	0
T. Hill	1	2	2.0	2	0
Johnson	1	0	0.0	0	0
Hogeboom	6	-10	-1.7	-1	0
COWBOYS	519	2,117	4.1	77	21
Opponents	410	1,499	3.7	32	12

RECEIVING	NO	YDS	AVG	LG	TD
Springs	73	589	8.1	80t	1
T. Hill	49	801	16.4	75t	7
Pearson	47	545	11.6	32	5
Cosbie	46	588	12.8	61t	6
Johnson	41	561	13.7	46	3
Dorsett	40	287	7.2	19	1
Donley	18	370	20.6	47	2
Newsome	18	250	13.9	52t	4
DuPre	12	142	11.8	28	1
D. White	1	15	15.0	15t	1
Rafferty	1	8	8.0	8	0
COWBOYS	346	4,156	12.0	80t	31
Opponents	299	4,365	14.6	83t	27

INTERCEPTIONS	NO	YDS	AVG	LG	TD
Thurman	6	49	8.2	34	0
Fellows	5	139	27.8	58t	1
Downs	4	80	20.0	28	0
Walls	4	70	17.5	37	0
Clinkscale	2	68	34.0	68t	1
T. Hill	2	12	6.0	12	0
Bates	1	29	29.0	29	0
Jones	1	12	12.0	12	0
Dickerson	1	8	8.0	8	0
Breung	1	0	0.0	0	0
COWBOYS	27	467	17.3	68t	2
Opponents	25	358	14.3	48t	1

PUNTING	NO	YDS	AVG	TB IN20	LG	BL	NET
D. White	38	1,543	40.6	3	6	50	1 36.0
Warren	39	1,551	39.8	1	8	54	0 32.0
Miller	5	178	35.6	0	2	43	0 21.2
COWBOYS	83	3,272	39.4	4	16	54	1 31.4
Opp.	84	3,515	41.9	10	23	59	0 34.0

PUNT RETURNS	NO	FC	YDS	AVG	LG	TD
R. Hill	30	2	232	7.7	37	0
Fellows	10	3	75	7.5	14	0
Allen	9	1	153	17.0	68t	1
Donley	1	0	1	1.0	1	0
Newhouse	1	0	0	0.0	0	0
COWBOYS	51	6	461	9.0	68t	1
Opponents	53	9	588	11.1	56t	0

KICKOFF RETURNS	NO	YDS	AVG	LG	TD
Fellows	43	855	19.9	53	0
R. Hill	13	243	18.7	40	0
Allen	8	178	22.3	31	0
Cosbie	2	17	8.5	10	0
Newsome	1	28	28.0	28	0
McSwain	1	17	17.0	17	0
Springs	1	13	13.0	13	0
Huther	1	0	0.0	0	0
COWBOYS	70	1,351	19.3	53	0
Opponents	78	1,806	23.2	66	0

SCORE BY QUARTERS	1	2	3	4	OT	T
COWBOYS	75	154	79	168	3	479
Opponents	120	84	70	86	0	360

FIELD GOALS	11-19	20-29	30-39	40-49	50+
Septien	0-0	0-5	8-8	9-12	0-2
COWBOYS	0-0	5-5	8-8	9-12	0-2
Opponents	2-2	8-8	7-8	4-8	1-4

Septien: (26) (45,24) (1) (41,34) (45,53M,45,35) (41, 48M,42) (31,46,34) (23) (42M,36) (39,23), (50M,37) (25,40) (1) (1) (35) (47, 46M)
Opponents: (23,30,39,31M) (23) (31,27) (45M,19, 42,43B) (41) (48,47M) (1) (37,24,26, 26) (27,29) (52M,19,37) (37) (51M), (42) (54) (49M,38) (52M)

SCORING	TDR	1P	TD	TR	FG	PAT	S	TP
Septien	0	0	0	22/27	57/59	0	123	
Dorsett	8	1	0	0/0	0/0	5/5	0	4
Springs	7	1	0	0/0	0/0	0/0	48	
T. Hill	0	7	0	0/0	0/0	0/0	42	
Cosbie	0	6	0	0/0	0/0	0/0	36	
Newsome	2	4	0	0/0	0/0	0/0	36	
Pearson	0	5	0	0/0	0/0	0/0	30	
D. White	4	1	0	0/0	0/0	0/0	30	
Johnson	0	3	0	0/0	0/0	0/0	18	
Donley	0	2	0	0/0	0/0	0/0	12	
Fellows	0	0	2a	0/0	0/0	0/0	12	
Allen	0	0	1b	0/0	0/0	0/0	6	
Clinkscale	0	0	1c	0/0	0/0	0/0	6	
Downs	0	0	1d	0/0	0/0	0/0	6	
DuPre	0	1	0	0/0	0/0	0/0	6	
Hegman	0	0	1e	0/0	0/0	0/0	6	
Thurman	0	0	1f	0/0	0/0	0/0	6	
Dickerson	0	0	0	0/0	0/0	1+	2	
COWBOYS	21	31	7	22/27	57/59	1	479	
Opponents	12	27	3*	22/30	42/42	0	360	

a 62 blocked FG return vs. New Orleans (9/25)
b 58 interception return vs. Minnesota (10/2)
c 68 punt return vs. Kansas City (11/20)
d 68 interception return vs. New York (9/18)
e 10 fumble return vs. New York (9/18)
f 9 fumble return vs. Los Angeles (10/23)
g fumble recovery in end zone vs. St. Louis (9/11)
+ tackled Stabler in end zone vs. New Orleans (9/25)
* Nelson 21 blocked punt return vs. S.D. (11/13)
Wright 48 interception return vs. San Francisco (12/19)
McLemore 56 punt return vs. San Francisco (12/19)

USUAL STARTERS			
WR	Tony Hill (9)	LE	Ed Jones
	Butch Johnson (3)	LT	John Dutton
	Billy Joe DuPre (3)	RT	Randy White
LT	Pat Donovan	RE	Harvey Martin
LG	Herb Scott	LLB	Mike Hegman
C	Tom Rafferty	MLB	Bob Breung
RG	Kurt Peterson	RLB	Anthony Dickerson
RT	Jim Cooper	LCB	Everson Walls
TE	Doug Cosbie	RCB	Dennis Thurman
WR	Drew Pearson	SS	Dextor Clinkscale
OB	Danny White	FS	Michael Downs
RB	Tony Dorsett	P	Danny White (10)
FB	Ron Springs		John Warren (3)
K	Raphel Septien		

Pro Bowlers in Bold

STAFF PLAYERS 2006 SEASON RECORDS OFFENSE RECORDS STATISTICS 1983 SIDELINES

1984 ★ DALLAS COWBOYS STATISTICS ★ 1984

FOURTH PLACE, NFC EAST
HEAD COACH: TOM LANDRY

PRESEASON (3-1)			
Date	W/L	Score	Opponent
8/4	W	31-17	GREEN BAY
8/11	W	24-13	@ San Diego
8/16	L	10-20	PITTSBURGH
8/25	W	31-24	HOUSTON
REGULAR SEASON (9-7)			
Date	W/L	Score	Opponent
9/3	W	20-13	@ L.A. Rams
9/9	L	7-28	@ N.Y. Giants
9/16	W	23-17	PHILADELPHIA
9/23	W	20-6	GREEN BAY
9/30	W	23-14	@ Chicago
10/7	L	20-31	ST. LOUIS
10/14	L	14-34	@ Washington
10/21	W	30-27	NEW ORLEANS (OT)
10/28	W	22-3	INDIANAPOLIS
11/4	L	7-19	N.Y. GIANTS
11/11	W	20-17	@ St. Louis
11/18	L	3-14	@ Buffalo
11/22	W	20-17	NEW ENGLAND
12/2	W	26-10	@ Philadelphia
12/9	L	28-30	WASHINGTON
12/17	L	21-28	@ Miami

TEAM STATISTICS	DALLAS	OPP
FIRST DOWNS	323	283
Rushing	93	106
Passing	202	155
Penalty	28	22
Third Down-Made/Att.	83/238	83/247
Third Down Efficiency	34.9	33.6
Fourth Down-Made/Att.	3/7	5/16
TOTAL NET YARDS	5,320	5,036
Avg. Per Game	332.5	314.8
Total Plays	1,121	1,094
Avg. Per Play	4.8	4.6
NET YARDS RUSHING	1,714	2,226
Avg. Per Game	107.1	139.1
Total Rushes	469	510
Avg. Per Rush	3.7	4.4
NET YARDS PASSING	3,606	2,810
Sacked/Yards Lost	48/389	57/390
Gross Yards	3,995	3,200
Attempts/Completions	604/322	527/250
Pct. of Completions	53.5	47.4
Had Intercepted	26	28
POINTS/AVERAGE	108/38.2	99/42.8
Net Punting Average	34.0	36.3
PUNT RET./AVG.	54/8.3	55/4.2
KICKOFF RET./AVG.	63/19.0	65/20.2
INT./AVG. RET.	28/10.6	26/14.7
PENALTIES/YARDS	100/947	93/854
FUMBLES/BALL LOST	35/17	35/16
TOUCHDOWNS	34	36
Rushing	12	8
Passing	19	23
Returns	3	5
EXTRA POINTS/ATTEMPTS	33/34	35/36
FIELD GOALS/ATTEMPTS	23/29	19/28
AVG TIME OF POSSESSION	29:06	31:06

	PASSING	ATT	COMP	YDS	PCT	AVG	ATT	TD	INT	PCT	INT	PCT	LG	SKS/YDS	RATING
Hogeboom	367	195	2,366	53.1	6.45	7	1.9	14	3.8	681	26/211	63.7			
D. White	233	126	1,580	54.1	6.78	11	4.7	11	4.7	661	22/178	71.5			
Renfro	2	1	49	50.0	24.50	0	0.0	0	0.0	49t	0/0	135.4			
Springs	1	0	0	0.0	0.00	0	0.0	0	0.0	0	0/0	39.6			
Dorsett	1	0	0	0.0	0.00	0	0.0	1	100.0	0	0/0	0.0			
COWBOYS	604	322	3,995	53.3	6.61	19	3.2	26	4.3	681	48/389	66.6			
Opponents	527	250	3,200	47.4	6.07	23	4.4	28	5.3	80t	57/390	59.3			

RUSHING	ATT	YDS	AVG	LG	TD
Dorsett	302	1,189	3.9	31t	6
Newsome	66	268	4.1	30	5
Springs	68	197	2.9	16	1
D. White	6	21	3.5	8	0
Hogeboom	15	19	1.3	11	0
Jones	8	13	1.6	6	0
T. Hill	1	7	7.0	7	0
Donley	2	5	2.5	6	0
Smith	1	-5	-5.0	-5	0
COWBOYS	469	1,714	3.7	31t	12
Opponents	510	2,226	4.4	85	8

RECEIVING	NO	YDS	AVG	LG	TD
Cosbie	60	789	13.2	36	4
Hill	58	864	14.9	66t	5
Dorsett	51	459	9.0	68t	1
Springs	46	454	9.9	57t	3
Renfro	35	583	16.7	60t	2
Donley	32	473	14.8	49t	2
Newsome	26	263	10.1	29	0
J. Jones	7	57	8.1	19	1
Cornwell	2	23	11.5	13	1
Harris	1	9	9.0	9	0
Phillips	1	6	6.0	6	0
Pozderac	1	1	1.0	1	0
Carmichael	1	7	7.0	7	0
Smith	1	7	7.0	7	0
COWBOYS	322	3,995	12.4	68t	19
Opponents	250	3,200	12.8	80t	23

INTERCEPTIONS	NO	YDS	AVG	LG	TD
Downs	7	126	18.0	27t	1
Thurman	5	81	16.2	43	1
Clinkscale	3	32	10.7	23	0
Walls	3	12	4.0	12	0
Fellows	3	3	1.0	3	0
Hegman	3	3	1.0	3	0
Lockhart	1	32	32.0	32	0
Scott	1	5	5.0	5	0
Bates	1	3	3.0	3	0
Dickerson	1	0	0.0	0	0
COWBOYS	28	297	10.6	43	2
Opponents	26	372	14.3	49t	4

PUNTING	NO	YDS	AVG	TB/IN20	LG	BL	NET
D. White	82	3,151	38.4	8	21	54	0 36.0
Warren	21	799	38.1	3	3	48	0 32.0
Miller	5	173	34.6	0	1	41	0 21.2
COWBOYS/108	4,123	38.2	11	25	54	0	34.0
Opp.	99	4,236	42.8	10	23	59	1 36.3

PUNT RETURNS	NO	FC	YDS	AVG	LG	TD
Allen	54	15	446	8.3	18	0
COWBOYS	54	15	446	8.3	18	0
Opponents	55	19	230	4.2	19	0

KICKOFF RETURNS	NO	YDS	AVG	LG	TD
Allen	33	666	20.2	34	0
McSwain	20	403	20.2	32	0
Fellows	6	94	15.7	23	0
Salonen	2	30	15.0	22	0
Granger	2	6	3.0	5	0
COWBOYS	63	1,199	19.0	34	0
Opponents	65	1,310	20.2	64	0

SCORE BY QUARTERS	1	2	3	4	OT	T
COWBOYS	65	89	56	95	3	308
Opponents	64	81	91	72	0	308

FIELD GOALS	11-9	20-29	30-39	40-49	50+
Septien	2-2	6-7	9-9	4-8	2-3
COWBOYS	2-2	6-7	9-9	4-8	2-3
Opponents	0-0	8-8	7-9	2-8	2-3

Septien: (31,52), (1), (28M,47,51,30), (32,42), (44,32, 23), (52M,35,36), (1), (36,27,41), (19,19,24), (1), (42M,35,48M,45B), (20,47M), (28,23), (32), (1)

Opponents: (31,36), (1), (39,39M), (37M), (41M, 43M), (46M,22), (20,22,47M), (49,50, 45M), (52), (40,38,23,27), (49B,30), (1), (29,56M), (23), (31,34,21), (1)

SCORING	TDR	TDP	TDR1	FG	PK	S	TP
Septien	0	0	0	23/29	33/34	0	102
Dorsett	6	1	0	0/0	0/0	0	42
T. Hill	0	5	0	0/0	0/0	0	30
Newsome	5	0	0	0/0	0/0	0	30
Cosbie	0	4	0	0/0	0/0	0	24
Springs	1	3	0	0/0	0/0	0	24
Donley	0	2	0	0/0	0/0	0	12
Renfro	0	2	0	0/0	0/0	0	12
Cornwell	0	1	0	0/0	0/0	0	6
Downs	0	0	1a	0/0	0/0	0	6
Jeffcoat	0	0	1b	0/0	0/0	0	6
J. Jones	0	1	0	0/0	0/0	0	6
Thurman	0	0	1c	0/0	0/0	0	6
Dutton	0	0	0	0/0	0/0	1+	2
COWBOYS	12	19	3	23/29	33/34	1	308
Opponents	8	23	5*	19/28	35/36	0	308

a 27 interception return vs. New England (11/22)

b fumble recovery in end zone vs. New Orleans (10/21)

c 38 interception return vs. Philadelphia (12/2)

+ tackled Pisarcik in end zone vs. Philadelphia (12/2)

* Headen 81 fumble return vs. N.Y. Giants (9/9)

R. Brown 5 interception return vs. Green Bay (9/23)

Coleman 49 interception return vs. Washington (10/14)

Winston 43 interception return vs. New Orleans (10/21)

Green 32 interception return vs. Washington (12/9)

USUAL STARTERS

WR Tony Hill (11)	LE Ed Jones
Doug Donley (4)	LT John Dutton
LT Phil Pozderac (7)	RT Randy White
Herb Scott (5)	RE Jim Jeffcoat
Howard Richards (4)	LLB Mike Hegman
LG Glen Titensor (12)	MLB Bob Breunig (8)
Herb Scott (4)	Eugene Lockhart (8)
C Tom Rafferty	RLB Anthony Dickerson
RG Jim Cooper (7)	LCB Everson Walls
Phil Pozderac (7)	RCB Ron Fellows
RT Kurt Peterson	SS Dextor Clinkscale
Doug Cosbie	FS Michael Downs
WR Mike Renfro (11)	P Danny White (12)
Doug Doney (5)	John Warren (3)
QB Gary Hogeboom (10)	
Danny White (6)	
RB Tony Dorsett	
FB Ron Springs (12)	
Timmy Newsome (4)	
K Raphael Septien	

Pro Bowlers in Bold

1985 ★ DALLAS COWBOYS STATISTICS ★ 1985

FIRST PLACE, NFC EAST HEAD COACH: TOM LANDRY

PRESEASON (4-0)

Date	W/L	Score	Opponent	Att.
8/10	W	27-3	GREEN BAY	41,847
8/17	W	27-24	@ San Diego (OT)	48,596
8/26	W	15-13	CHICAGO	49,540
8/31	W	20-10	HOUSTON	53,812

REGULAR SEASON (10-6)

Date	W/L	Score	Opponent	Att.
9/9	W	44-14	WASHINGTON	62,292
9/15	L	21-26	@ Detroit	72,985
9/22	W	20-7	CLEVELAND	61,456
9/29	W	17-10	@ Houston	49,686
10/6	W	30-29	@ N.Y. Giants	74,981
10/13	W	27-13	PITTSBURGH	62,932
10/20	L	14-16	@ Philadelphia	70,114
10/27	W	24-10	ATLANTA	57,941
11/4	L	10-21	@ St. Louis	49,347
11/10	W	13-7	@ Washington	55,750
11/17	L	0-44	CHICAGO	63,855
11/24	W	34-17	PHILADELPHIA	54,047
11/28	W	35-17	ST. LOUIS	54,125
12/8	L	24-50	@ Cincinnati	56,936
12/15	W	28-21	N.Y. GIANTS	62,310
12/22	L	16-31	@ San Francisco	60,114

1985 DIVISIONAL PLAYOFF

1/4/86	L	0-20	@ L.A. Rams	66,351
--------	---	------	-------------	--------

TEAM STATISTICS

	DALLAS	OPP
FIRST DOWNS	336	312
Rushing	95	98
Passing	208	193
Penalty	33	21
Third Down-Made/Att.	96/227	87/228
Third Down Efficiency	42.3	38.2
Fourth Down-Made/Att.	5/9	7/17
TOTAL NET YARDS	5,602	5,608
Avg. Per Game	350.1	350.5
Total Plays	1,093	1,076
Avg. Per Play	5.1	5.2
NET YARDS RUSHING	1,741	1,853
Avg. Per Game	108.8	115.8
Total Rushes	462	465
Avg. Per Rush	3.8	4.0
NET YARDS PASSING	3,861	3,755
Sacked/Yards Lost	44/375	62/459
Gross Yards	4,236	4,214
Attempts/Completions	587/344	549/279
Pct. of Completions	58.6	50.8
Had Intercepted	25	33
PUNTS/AVERAGE	83/41.4	78/41.3
Net Punting Average	35.3	36.7
PUNT RET./AVG.	40/5.9	44/6.5
KICKOFF RET./AVG.	62/19.5	68/19.3
INT./AVG. RET.	33/8.0	25/12.8
PENALTIES/YARDS	100/759	108/990
FUMBLE/BALL LOST	29/16	24/15
TOUCHDOWNS	43	40
Rushing	11	18
Passing	27	20
Returns	5	2
EXTRA POINTS/ATTEMPTS	42/43	37/40
FIELD GOALS/ATTEMPTS	19/28	18/27
AVG TIME OF POSSESSION	30:34	29:26

RUSHING	ATT	YDS	AVG	LG	TD
Dorsett	305	1,307	4.3	60†	7
Newsome	88	252	2.9	15	2
Hogeboom	8	48	6.0	15	1
D. White	22	44	2.0	21	1
Williams	13	40	3.1	9	0
Lavette	13	34	2.6	10	0
Fowler	7	25	3.6	6	0
J. Jones	1	0	0.0	0	0
Banks	1	-1	-1.0	-1	0
Pelluer	3	-2	-0.7	1	0
Hill	1	-6	-6.0	-6	0

COWBOYS	462	1,741	3.8	60†	11
Opponents	465	1,853	4.0	74†	18

RECEIVING	NO	YDS	AVG	LG	TD
Hill	74	1,113	15.0	53†	7
Cosbie	64	793	12.4	42	6
Renfro	60	955	15.9	58†	8
Dorsett	46	449	9.8	56†	3
Newsome	46	361	7.9	24	2
J. Jones	24	179	7.5	35	0
Powe	15	237	16.9	34	0
Cornwell	6	77	12.8	32	1
Fowler	5	24	4.8	10	0
Gonzalez	3	28	9.3	13	0
D. White	1	12	12.0	12†	1
Lavette	1	8	8.0	8	0

COWBOYS	344	4,236	12.3	58†	27
Opponents	279	4,214	15.1	70†	20

INTERCEPTIONS	NO	YDS	AVG	LG	TD
Walls	9	31	3.4	19	0
Thurman	5	21	4.2	21†	1
Fellows	4	52	13.0	29	0
Bates	4	15	3.8	8	0
Clinkscale	3	16	5.3	11	0
Downs	3	11	3.7	11	0
Scott	2	26	13.0	26†	1
Jeffcoat	1	65	65.0	65†	1
Lockhart	1	19	19.0	19†	1
Hegman	1	7	7.0	7	0

COWBOYS	33	263	8.0	65†	4
Opponents	25	319	12.8	47	2

PUNTING	NO	YDS	AVG	TB	IN20	LG	BL	NET
Saxon	82	3,396	41.9	10	20	57	1	35.6
D. White	1	43	43.0	1	0	43	0	36.0

COWBOYS	83	3,439	41.4	11	20	57	1	35.3
Opp.	78	3,218	41.3	6	23	60	1	36.7

PUNT RETURNS	NO	FC	YDS	AVG	LG	TD
Bates	22	6	152	6.9	21	0
Gonzalez	15	5	58	3.9	13	0
Banks	3	3	27	9.0	28	0

COWBOYS	40	14	237	5.9	28	0
Opponents	44	10	286	6.5	19	0

KICKOFF RETURNS	NO	YDS	AVG	LG	TD
Lavette	34	682	20.1	34	0
Duckett	9	173	19.2	25	0
J. Jones	9	161	17.9	26	0
Williams	6	129	21.5	30	0
Fowler	3	48	16.0	20	0
Powe	1	17	17.0	17	0

COWBOYS	62	1,210	19.5	34	0
Opponents	68	1,310	19.3	43	0

SCORE BY QUARTERS	1	2	3	4	OT	T
COWBOYS	55	122	78	102	0	357
Opponents	66	73	98	96	0	333

FIELD GOALS	11-19	20-29	30-39	40-49	50+
Septien	1-1	5-5	8-11	4-9	1-2
COWBOYS	1-1	5-5	8-11	4-9	1-2
Opponents	0-0	3-4	10-11	5-11	0-1

Septien: (53,39.43), (42M,44M), (39,49M,33), (47M,33M,36M,35,36M), (22,29.31), (47M,38,39), (1,28), (18), (40,50M,36), (1,1,1), (21), (1), (29,48.41)
Opponents: (1), (34,46,48M), (1), (33,37M), (23,37,47), (48,49M,34), (39,33,36), (38,46M,27M), (45M), (49M), (44,46,22), (26), (38,53M), (49M), (1), (39)

SCORING	TDR	TD	TDR	FG	PAT	3	TP
Septien	0	0	0	19/28	42/43	0	99
Dorsett	7	3	0	0/0	0/0	0	60
Renfro	0	8	0	0/0	0/0	0	48
Hill	0	7	0	0/0	0/0	0	42
Cosbie	0	6	0	0/0	0/0	0	36
Newsome	2	1	0	0/0	0/0	0	18
D. White	1	1	0	0/0	0/0	0	12
Cornwell	0	1	0	0/0	0/0	0	6
Hogeboom	1	0	0	0/0	0/0	0	6
Jeffcoat	0	0	1a	0/0	0/0	0	6
Lockhart	0	0	1b	0/0	0/0	0	6
Penn	0	0	1c	0/0	0/0	0	6
Scott	0	0	1d	0/0	0/0	0	6
Thurman	0	0	1e	0/0	0/0	0	6

COWBOYS	11	27	5	19/28	42/43	0	357
Opponents	8	20	2*	18/27	37/40	1	333

a 65 interception return vs. N.Y. Giants (12/15)
 b 19 interception return vs. Pittsburgh (10/13)
 c 46 blocked punt return vs. Cincinnati (12/8)
 d 26 interception return vs. Washington (9/9)
 e 21 interception return vs. Washington (9/9)
 * Dent 1 interception return vs. Chicago (11/17)
 Richardson 36 interception return vs. Chicago (11/17)
 + Browner safety vs. Cincinnati (12/8)

USUAL STARTERS

WR	Tony Hill	LE	Ed Jones
LT	Chris Schultz (8)	LT	John Dunton
	Phil Pozderac (7)	RE	Randy White
LG	Glen Titensor	RT	Jim Jeffcoat
C	Tom Rafferty	LLB	Mike Hegman
RG	Kurt Peterson	MLB	Eugene Clinkscale
RT	Jim Cooper	RLB	Jef Rohrer
TE	Doug Cosbie	LCB	Jefferson Walls
WR	Mike Renfro	RCB	Ron Fellows (11)
CB	Danny White		Victor Scott (3)
RB	Tony Dorsett	SS	Dextor Clinkscale
FB	Timmy Newsome	FS	Michael Downs
K	Raphy Septien	P	Mike Saxon

Pro Bowlers in Bold

PASSING	ATT	COMP	YDS	PCT	AVG	ATT	PCT	TD	INT	LG	SKS/YDS	RATING
D. White	450	267	3,157	59.3	7.02	21	4.7	17	3.8	56†	30/257	80.6
Hogeboom	126	70	978	55.6	7.76	5	4.0	7	5.6	58†	14/118	70.8
Pelluer	8	5	47	62.5	5.88	0	0.0	0	0.0	28	0/0	78.7
Hill	1	1	42	100.0	42.00	0	0.0	0	0.0	42	0/0	118.8
J. Jones	2	1	12	50.0	6.00	1	50.0	1	50.0	12†	0/0	68.8
COWBOYS	587	344	4,236	58.6	7.22	27	4.6	25	4.3	58†	44/375	78.6
Opponents	549	279	4,214	50.8	7.68	20	3.6	33	6.0	70†	62/459	63.5

STAFF PLAYERS 2006 SEASON RECORDS 1985 STATISTICS SIDELINES

1986 ★ DALLAS COWBOYS STATISTICS ★ 1986

THIRD PLACE, NFC EAST HEAD COACH: TOM LANDRY

PRESEASON (0-5)

Date	W/L	Score	Opponent	Att.
8/3	L	6-17	Chicago @ London	82,699
8/9	L	0-20	@ San Diego	47,744
8/16	L	19-24	@ L.A. Raiders	52,153
8/22	L	28-41	PITTSBURGH	54,299
8/30	L	14-17	HOUSTON	62,239

REGULAR SEASON (7-9)

Date	W/L	Score	Opponent	Att.
9/8	W	31-28	N.Y. GIANTS	59,804
9/14	W	31-7	@ Detroit	73,812
9/14	L	35-37	ATLANTA	62,880
9/21	W	31-7	@ St. Louis	49,077
10/5	L	14-29	@ Denver	76,082
10/12	W	30-6	WASHINGTON	63,264
10/19	W	17-14	@ Philadelphia	68,572
10/26	W	37-6	ST. LOUIS	60,756
11/2	L	14-17	@ N.Y. Giants	74,871
11/9	L	13-17	L.A. RAIDERS	61,706
11/16	W	24-21	@ San Diego	55,622
11/23	L	14-41	@ Washington	55,642
11/27	L	14-31	SEATTLE	58,023
12/7	L	10-29	@ L.A. Rams	64,949
12/14	L	21-23	PHILADELPHIA	46,117
12/21	L	10-24	CHICAGO	57,256

TEAM STATISTICS

	DALLAS	OPP
FIRST DOWNS	325	286
Rushing	98	118
Passing	199	148
Penalty	28	20
Third Down-Made/Att.	80/213	89/226
Third Down Efficiency	37.6	39.4
Fourth Down-Made/Att.	6/14	4/7
TOTAL NET YARDS	5,474	4,985
Avg. Per Game	342.2	311.6
Total Plays	1,054	1,017
Avg. Per Play	5.2	4.9
NET YARDS RUSHING	1,969	2,200
Avg. Per Game	123.1	137.5
Total Rushes	447	500
Avg. Per Rush	4.4	4.4
NET YARDS PASSING	3,505	2,785
Sacked/Yards Lost	60/498	53/364
Gross Yards	4,003	3,149
Attempts/Completions	547/319	464/226
Pct. of Completions	58.3	48.7
Had Intercepted	24	17
PUNTS/AVERAGE	87/40.2	87/41.6
Net Punting Average	34.5	36.6
PUNT RET./AVG.	46/5.5	41/7.3
KICKOFF RET./AVG.	59/20.5	66/20.6
INT./AVG. RET.	17/10.8	24/13.8
PENALTIES/YARDS	111/931	90/817
FUMBLES/BALL LOST	44/17	29/18
TOUCHDOWNS	43	41
Rushing	21	17
Passing	21	21
Returns	1	3
EXTRA POINTS/ATTEMPTS	43/43	39/41
FIELD GOALS/ATTEMPTS	15/21	16/30
AVG TIME OF POSSESSION	31:14	28:46

RUSHING	ATT	YDS	AVG	LG	TD
Dorsett	184	748	4.1	33	5
Walker	151	737	4.9	84	12
Pelluer	41	255	6.2	21	1
Newsome	34	110	3.2	13	2
Collier	6	53	8.8	21	0
Clack	4	19	4.8	8	0
D. White	4	16	2.0	10	1
Sherrard	2	11	5.5	8	0
Cosbie	1	9	9.0	9	0
Lavette	10	6	0.6	5	0
Fowler	6	5	0.8	2	0

COWBOYS	447	1,969	4.4	84	21
Opponents	500	2,200	4.4	50	17

RECEIVING	NO	YDS	AVG	LG	TD
Walker	76	837	11.0	84	2
Hill	49	770	15.7	63	3
Newsome	48	421	8.8	30	3
Sherrard	41	744	18.2	68	5
Cosbie	28	312	11.1	22	1
Dorsett	25	267	10.7	36	1
Renfro	22	325	14.8	30	3
Banks	17	202	11.9	23	0
Chandler	6	57	9.5	15	2
Lavette	5	31	6.2	9	1
Fowler	1	19	19.0	19	0
Clack	1	18	18.0	18	0

COWBOYS	319	4,003	12.6	84	21
Opponents	232	3,149	13.6	71	21

INTERCEPTIONS	NO	YDS	AVG	LG	TD
Downs	6	54	9.0	31	0
Fellows	5	46	9.2	34	1
Walls	3	46	15.3	24	0
Scott	1	31	31.0	31	0
Lockhart	1	5	5.0	5	0
Holloway	1	1	1.0	1	0

COWBOYS	17	183	10.8	34	1
Opponents	24	331	13.8	56	2

PUNTING	NO	YDS	AVG	TB	IN20	LG	BL	NET
Saxon	87	3,498	40.2	10	28	58	1	34.5
COWBOYS	87	3,498	40.2	10	28	58	1	34.5
Opp.	87	3,620	41.6	9	17	62	1	36.6

PUNT RETURNS	NO	FC	YDS	AVG	LG	TD
Banks	27	14	160	5.9	20	0
Lavette	18	3	92	5.1	28	0
Holloway	1	0	0	0.0	0	0

COWBOYS	46	17	252	5.5	28	0
Opponents	41	14	301	7.3	26	0

KICKOFF RETURNS	NO	YDS	AVG	LG	TD
Lavette	36	699	19.4	37	0
Clack	19	421	22.2	51	0
Newsome	2	32	16.0	18	0
Banks	1	56	56.0	56	0
Tuinei	1	0	0.0	0	0

COWBOYS	59	1,208	20.5	56	0
Opponents	66	1,358	20.6	38	0

SCORE BY QUARTERS	1	2	3	4	OT	T
COWBOYS	61	105	62	118	0	346
Opponents	44	136	74	83	0	337

FIELD GOALS	11-19	20-29	30-39	40-49	50+
Septien	0-0	4-5	6-7	4-7	1-2
COWBOYS	0-0	4-5	6-7	4-7	1-2
Opponents	1-1	4-5	5-8	5-7	1-9

Septien: (35), (27), (1), (32, 42M), (1), (21, 37, 36), (38), (44, 43, 47), (33M, 42M, 63M), (20, 44M, 20), (33, 28M), (1), (1), (48), (1), (50)
Opponents: (36M), (1), (47, 33, 56M, 52B, 18), (42B), (1), (50M, 51M, 37M), (50M, 31M), (35, 36), (25, 51M), (45), (44M, 55M), (50M, 25), (41), (42, 26M), (37, 27), (26, 50, 40), (31)

SCORING	TDR	TDP	TDR1	FG	PAT	S	TP
Septien	0	0	0	15/21	43/43	0	88
Walker	12	2	0	0/0	0/0	0	84
Dorsett	5	1	0	0/0	0/0	0	36
Newsome	2	3	0	0/0	0/0	0	30
Sherrard	0	5	0	0/0	0/0	0	30
Hill	0	3	0	0/0	0/0	0	18
Renfro	0	3	0	0/0	0/0	0	18
Chandler	0	2	0	0/0	0/0	0	12
Cosbie	0	1	0	0/0	0/0	0	6
Fellows	0	0	1a	0/0	0/0	0	6
Lavette	0	1	0	0/0	0/0	0	6
Pelluer	1	0	0	0/0	0/0	0	6
D. White	1	0	0	0/0	0/0	0	6
COWBOYS	21	21	1	15/21	43/43	0	346
Opponents	17	21	3*	16/30	39/41	2+	337

a 22 interception return vs. St. Louis (9/29)
* Pitts 22 fumble return vs. Atlanta (9/21)
Butler 33 interception return vs. Atlanta (9/21)
Irvin 50 interception return vs. L.A. Rams (12/7)
+ R. Jones safety vs. Denver (10/5)
Jeter safety vs. L.A. Rams (12/7)

USUAL STARTERS

WR Tony Hill	LE Ed Jones
LT Mark Tuinei (11)	LT John Dutton
Phil Pozderac (3)	RT Randy White
LG Glen Titensor	RE Jim Jeffcoat
C Tom Rafferty	LLB Mike Hegman
RG Crawford Ker	MLB Eugene Lockhart
RT Jim Cooper (9)	RLB Jeff Rohrer
Phil Pozderac (7)	LCB Everson Walls
TE Doug Cosbie	RCB Ron Follows
WR Mike Renfro (6)	SS Bill Bates
Gordon Banks (5)	FS Michael Downs
Mike Sherrard (4)	P Mike Saxon
QB Steve Pelluer (9)	
Danny White (6)	
RB Tony Dorsett (12)	
Herschel Walker (4)	
FB Timmy Newsome (12)	
Herschel Walker (4)	
K Raphael Septien	<i>Pro Bowlers in Bold</i>

PASSING	ATT	COMP	YDS	PCT	AVG	TD	PCT	INT	PCT	INT	LG	SKS/YDS	RATING
Pelluer	178	215	2,727	56.9	7.21	8	2.1	17	4.5	84	47/362	67.9	
D. White	153	95	1,157	62.1	7.56	12	7.8	5	3.3	63	10/98	97.9	
Collier	15	8	96	53.3	6.40	1	6.7	2	13.3	27	3/38	55.8	
Renfro	1	1	23	100.0	23.00	0	0.0	0	0.0	23	0/0	118.8	
COWBOYS	547	319	4,003	58.3	7.32	21	3.8	24	4.4	84	60/498	75.7	
Opponents	464	226	3,149	48.7	6.79	21	4.5	17	3.7	71	53/364	70.8	

1986 PLAYOFF RECORDS 2006 SEASON PLAYERS STAFF
 1986 STATISTICS

1990 ★ DALLAS COWBOYS STATISTICS ★ 1990

FOURTH PLACE, NFC EAST
HEAD COACH: JIMMY JOHNSON

PRESEASON (1-3)

Date	W/L	Score	Opponent	Att.
8/11	L	16-28	@ San Diego	42,221
8/18	L	14-16	@ L.A. Raiders	28,273
8/25	W	20-9	PITTSBURGH	47,723
9/1	L	6-27	HOUSTON	55,499

REGULAR SEASON (7-9)

Date	W/L	Score	Opponent	Att.
9/9	W	17-14	SAN DIEGO	48,063
9/16	L	7-28	N.Y. GIANTS	61,090
9/23	L	15-19	@ Washington	53,804
9/30	L	17-31	@ N.Y. Giants	75,923
10/7	W	14-10	TAMPA BAY	60,076
10/14	L	3-20	@ Phoenix	45,235
10/21	W	17-13	@ Tampa Bay	68,315
10/28	L	20-21	PHILADELPHIA	62,605
11/4	L	9-24	@ N.Y. Jets	68,086
11/11	L	6-24	SAN FRANCISCO	62,966
11/18	W	24-21	@ L.A. Rams	58,589
11/22	W	27-17	WASHINGTON	60,355
12/2	W	17-13	NEW ORLEANS	60,087
12/9		- Bye -		
12/16	W	41-10	PHOENIX	60,190
12/23	L	3-17	@ Philadelphia	63,895
12/30	L	7-26	@ Atlanta	50,097

TEAM STATISTICS

	DALLAS	OPP
FIRST DOWNS	250	280
Rushing	88	109
Passing	135	153
Penalty	27	18
Third Down-Made/Att	67/198	85/208
Third Down Efficiency	33.8	40.9
Fourth Down-Made/Att	5/10	8/16
TOTAL NET YARDS	4,081	4,615
Avg. Per Game	255.1	288.4
Total Plays	911	988
Avg. Per Play	4.5	4.7
NET YARDS RUSHING	1,500	1,976
Avg. Per Game	93.8	123.5
Total Rushes	393	482
Avg. Per Rush	3.8	4.1
NET YARDS PASSING	2,581	2,639
Sacked/Yards Lost	43/317	36/292
Gross Yards	2,898	2,931
Attempts/Completions	475/254	470/271
Pct. of Completions	53.5	57.7
Had Intercepted	24	11
PUNTS/AVERAGE	79/43.2	70/40.9
Net Punting Average	35.6	36.2
PUNT RET./AVG.	39/6.4	43/10.2
KICKOFF RET./AVG.	54/20.4	55/20.7
INT./AVG. RET.	11/11.5	24/14.7
PENALTIES/YARDS	98/729	104/911
FUMBLES/BALL LOST	27/9	32/19
TOUCHDOWNS	27	36
Rushing	13	18
Passing	10	12
Returns	2	6
EXTRA POINTS/ATTEMPTS	26/27	36/36
FIELD GOALS/ATTEMPTS	18/25	18/26
AVG TIME OF POSSESSION	28:44	31:16

RUSHING	ATT	YDS	AVG	LG	TD
E. Smith	241	937	3.9	48	11
Agee	53	213	4.0	28	0
Aikman	40	172	4.3	20	1
Highsmith	19	48	2.5	7	0
Dixon	11	43	3.9	18	0
Johnston	10	35	3.5	8	1
Wright	3	26	8.7	14	0
Saxon	1	20	20.0	20	0
Laufenberg	2	6	3.0	5	0
T. Smith	6	6	1.0	3	0
Bates	1	4	4.0	4	0
Walsh	1	0	0.0	0	0
Martin	4	-2	-0.5	3	0
McKinnon	1	-8	-8.0	-8	0
COWBOYS	393	1,500	3.8	48	13
Opponents	482	1,976	4.1	67	18

RECEIVING	NO	YDS	AVG	LG	TD
Martin	64	732	11.4	45	0
Novacek	59	657	11.1	41	4
Agee	30	272	9.1	30	1
E. Smith	24	228	9.5	57	0
Irvin	20	413	20.7	61	5
McKinnon	14	172	12.3	28	1
Johnston	14	148	10.6	26	1
Awalt	13	133	10.2	25	0
Wright	11	104	9.5	20	0
Highsmith	3	13	4.3	7	0
Dixon	2	26	13.0	21	0
COWBOYS	254	2,898	11.4	61	12
Opponents	271	2,931	10.8	58	12

INTERCEPTIONS	NO	YDS	AVG	LG	TD
Holt	3	72	24.0	64	1
Washington	3	24	8.0	13	0
Bates	1	4	4.0	4	0
Gant	1	26	26.0	26	0
Hendrix	1	0	0.0	0	0
Horton	1	0	0.0	0	0
Williams	1	0	0.0	0	0
COWBOYS	11	126	11.5	64	1
Opponents	24	353	14.7	61	4

PUNTING NO	YDS	AVG	TB	IN20	LG	BL	NET
Saxon	79	3,413	43.2	8	20	62	35.6
COWBOYS	79	3,413	43.2	8	20	62	35.6
Opp.	70	2,866	40.9	4	15	62	36.2

PUNT RETURNS	NO	FC	YDS	AVG	LG	TD
Shepard	20	1	121	6.1	13	0
Harris	12	6	63	5.3	12	0
Martin	5	3	46	9.2	17	0
McKinnon	2	1	20	10.0	20	0
COWBOYS	39	11	250	6.4	20	0
Opponents	43	8	438	10.2	98	1

KICKOFF RETURNS	NO	YDS	AVG	LG	TD
Dixon	36	736	20.4	47	0
Wright	12	276	23.0	90	1
Shepard	4	75	18.8	22	0
Stepnoski	1	15	15.0	15	0
Harris	1	0	0.0	0	0
COWBOYS	54	1,102	20.4	90	1
Opponents	55	1,136	20.7	76	1

SCORE BY QUARTERS	1	2	3	4	OT	T
COWBOYS	50	46	40	108	0	244
Opponents	55	102	52	100	0	308
FIELD GOALS	11-19	20-29	30-39	40-49	50+	
Willis	0-0	4-4	7-9	7-8	0-4	
COWBOYS	0-0	4-4	7-9	7-8	0-4	
Opponents	0-0	9-9	5-8	2-6	2-3	

SCORING	TDR	TDP	TDR%	FG	PAT	S	TP
Willis	0	0	0	18/25	26/26	0	80
E. Smith	11	0	0	0/0	0/0	0	66
Irvin	0	5	0	0/0	0/0	0	30
Novacek	0	4	0	0/0	0/0	0	24
Johnston	1	1	0	0/0	0/0	0	12
Agee	0	1	0	0/0	0/0	0	6
Aikman	1	0	0	0/0	0/0	0	6
Holt	0	0	1a	0/0	0/0	0	6
McKinnon	0	1	0	0/0	0/0	0	6
Wright	0	0	1b	0/0	0/0	0	6
COWBOYS	13	12	2	18/25	26/27	#	244
Opponents	18	12	6	18/26	36/36	18	308

a 64 interception return vs. Tampa Bay (10/21)
b 90 kickoff return vs. N.Y. Giants (9/16)
Mojsienk stepped out of end zone vs. Washington (9/23)
* Taylor 11 interception return vs. N.Y. Giants (9/16)
Green 18 interception return vs. Washington (9/23)
Mathis 98 punt return vs. N.Y. Jets (11/4)
Allen 35 interception return vs. Philadelphia (12/23)
Jones 76 kickoff return vs. Atlanta (12/30)
Sanders 61 interception return vs. Atlanta (12/30)
& Green tackled E. Smith in end zone vs. Atlanta (12/30)

USUAL STARTERS

WR Michael Irvin (7)	LE Daniel Stubbs
Dennis McKinnon (7)	LT Dean Hamel (11)
LT Mark Tuinei (13)	Jimmy Jones (5)
Kevin Gogan (3)	RT Danny Noonan
LG Crawford Ker	RE Jim Jeffcoat (13)
C Mark Stepnoski	Tony Tolbert (3)
RG John Gack (11)	LLB Jack Del Rio
Tony Slaton (4)	MLB Eugene Lockhart
RT Nate Newton	RLB Ken Norton
TE Jay Novacek	LCB Isaac Holt
WR Kelvin Martin	RCB Manny Hendrix (10)
QB Troy Aikman	Robert Williams (6)
RB Emmitt Smith	SS Vince Albright (8)
FB Tommie Agee (11)	James Washington (8)
Alonso Highsmith (5)	FS Ray Horton
Ken Willis	P Mike Saxon

Pro Bowlers in Bold

PASSING	ATT	COMP	YDS	PCT	AVG	ATT	PCT	PCT	PCT	LG	SKS/YDS	RATING
Aikman	399	226	2,579	56.6	6.46	11	2.8	18	4.5	61	39/288	66.6
Laufenberg	67	24	279	35.8	4.16	1	1.5	6	9.0	27	4/29	16.9
Walsh	9	4	40	44.4	4.44	0	0.0	0	0.0	20	0/0	57.6
COWBOYS	475	254	2,898	53.5	6.10	12	2.5	24	5.1	61	43/317	59.4
Opponents	470	271	2,931	57.7	6.24	12	2.6	11	2.3	58	26/292	74.9

1991 ★ DALLAS COWBOYS STATISTICS ★ 1991

SECOND PLACE, NFC EAST HEAD COACH: JIMMY JOHNSON

PRESEASON (2-2)

Date	W/L	Score	Opponent	Att.
8/3	W	24-14	@ Kansas City	56,038
8/12	L	12-17	L.A. RAIDERS	55,981
8/18	L	20-30	@ Houston	53,314
8/23	W	20-17	ATLANTA (OT)	53,689

REGULAR SEASON (11-5)

Date	W/L	Score	Opponent	Att.
9/1	W	26-14	@ Cleveland	78,860
9/9	L	31-33	WASHINGTON	63,025
9/15	L	0-24	PHILADELPHIA	62,656
9/22	W	17-9	@ Phoenix	68,814
9/29	W	21-16	N.Y. GIANTS	64,010
10/6	W	20-17	@ Green Bay	53,695
10/13	W	35-23	CINCINNATI	63,275
10/20			- Bye -	
10/27	L	10-34	@ Detroit	74,906
11/3	W	27-7	PHOENIX	61,190
11/10	L	23-26	@ Houston (OT)	63,001
11/17	L	9-22	@ N.Y. Giants	76,410
11/24	W	24-21	@ Washington	55,561
11/28	W	20-10	PITTSBURGH	62,253
12/8	W	23-14	NEW ORLEANS	64,530
12/15	W	25-13	@ Philadelphia	65,854
12/22	W	31-27	ATLANTA	60,962

1991 WILD CARD GAME

12/29	W	17-13	@ Chicago	62,594
-------	---	-------	-----------	--------

1991 DIVISIONAL PLAYOFFS

1/5/92	L	6-38	@ Detroit	78,290
--------	---	------	-----------	--------

TEAM STATISTICS	DALLAS	OPP
FIRST DOWNS	304	299
Rushing	89	103
Passing	191	180
Penalty	24	16
Third Down-Made/Att.	74/196	76/194
Third Down Efficiency	37.8	39.2
Fourth Down-Made/Att.	6/14	7/17
TOTAL NET YARDS	5,101	5,066
Avg. Per Game	318.8	316.6
Total Plays	971	963
Avg. Per Play	5.3	5.3
NET YARDS RUSHING	1,711	1,571
Avg. Per Game	106.9	98.2
Total Rushes	433	400
Avg. Per Rush	4.0	3.9
NET YARDS PASSING	3,390	3,495
Sacked/Yards Lost	38/273	23/151
Gross Yards	3,663	3,646
Attempts/Completions	500/305	540/320
Pct. of Completions	61.0	59.3
Had Intercepted	12	12
PUNTS/AVERAGE	57/42.6	61/38.8
Net Punting Average	36.8	32.4
PUNT RET./AVG.	29/10.7	28/8.3
KICKOFF RET./AVG.	52/21.7	69/16.9
INT./AVG. RET.	12/13.9	12/20.3
PENALTIES/YARDS	74/610	97/801
FUMBLES/BALL LOST	23/12	23/11
TOUCHDOWNS	37	32
Rushing	15	11
Passing	16	17
Returns	6	4
EXTRA POINTS/ATTEMPTS	37/37	31/32
FIELD GOALS/ATTEMPTS	27/39	29/39
AVG TIME OF POSSESSION	30:06	29:54

	PASSING	ATT	COMP	YDS	PCT	AVG		PCT	INT	PCT	LG	SKS/YDS	RATING
						ATT	TD						
Aikman	363	237	2,754	65.3	7.59	11	3.0	10	2.8	61	32/224	86.7	
Beuerlein	137	68	909	49.6	6.64	5	3.6	2	1.5	66†	6/49	77.2	
COWBOYS	500	305	3,663	61.0	7.33	16	3.2	12	2.4	66†	38/273	84.1	
Opponents	540	320	3,646	59.3	6.75	17	3.1	12	2.2	67†	23/151	80.8	

RUSHING	ATT	YDS	AVG	LG	TD
E. Smith	365	1,563	4.3	75†	12
Blake	15	80	5.3	30†	1
Johnston	17	54	3.2	10	0
Agee	9	20	2.2	8	1
Aikman	16	5	0.3	9	1
Richards	2	4	2.0	3	0
Wright	2	-1	-0.5	3	0
Beuerlein	7	-14	-2.0	-1	0

COWBOYS	ATT	YDS	AVG	LG	TD
COWBOYS	433	1,711	4.0	75†	15
Opponents	400	1,571	3.9	75†	11

RECEIVING	NO	YDS	AVG	LG	TD
Irvin	93	1,523	16.4	66†	8
Novacek	59	664	11.3	49	4
E. Smith	49	258	5.3	14	1
Johnston	28	244	8.7	22	1
Harper	20	326	16.3	39	1
Martin	16	243	15.2	27	0
Roberts	16	136	8.5	21	1
Wright	10	170	17.0	53	0
Agee	7	43	6.1	9	0
Awalt	5	57	11.4	20	0
Blake	1	5	5.0	5	0
Aikman	1	-6	-6.0	-6	0

COWBOYS	NO	YDS	AVG	LG	TD
COWBOYS	305	3,663	12.0	66†	16
Opponents	320	3,646	11.4	67†	17

INTERCEPTIONS	NO	YDS	AVG	LG	TD
Holt	4	2	0.5	2	0
Brown	2	31	15.5	20	0
Washington	2	9	4.5	9	0
Edwards	1	36	36.0	36†	1
Horton	1	0	0.0	0	0
Gant	1	65	65.0	65†	1
Williams	1	24	24.0	24	0

COWBOYS	NO	YDS	AVG	LG	TD
COWBOYS	12	167	13.9	65†	2
Opponents	12	244	20.3	96†	2

PUNTING	NO	YDS	AVG	TBIN20	LG	BL	NET
Saxon	57	2,426	42.6	5	16	64	0 36.8
COWBOYS	57	2,426	42.6	5	16	64	0 36.8
Opp.	61	2,364	38.8	4	14	77	3 32.4

PUNT RETURNS	NO	FC	YDS	AVG	LG	TD
Martin	21	8	244	11.6	85†	1
Shepard	6	3	57	9.5	14	0
Horton	1	0	8	8.0	8	0
Brownlow	1	0	0	0.0	0	0
Wright	0	1	0	0.0	0	0

COWBOYS	NO	YDS	AVG	LG	TD	
COWBOYS	29	12	309	10.7	85†	1
Opponents	28	10	231	8.3	34	0

KICKOFF RETURNS	NO	YDS	AVG	LG	TD
Wright	21	514	24.5	102†	1
Dixon	18	398	22.1	39	0
Gant	6	114	19.0	26	0
Shepard	3	54	18.0	21	0
Martin	3	47	15.7	25	0
Horton	1	0	0.0	0	0

COWBOYS	NO	YDS	AVG	LG	TD
COWBOYS	52	1,127	21.7	102†	1
Opponents	69	1,169	16.9	82†	1

SCORE BY QUARTERS	1	2	3	4	OT	T
COWBOYS	9	105	35	111	0	342
Opponents	61	89	66	91	3	310

FIELD GOALS	11-19	20-29	30-39	40-49	50+
Willis	2-2	6-6	9-11	6-13	4-7
COWBOYS	2-2	6-6	9-11	6-13	4-7
Opponents	1-1	11-11	5-5	9-14	3-8

Willis	(38.25,22.54),(51),(1),(48M,52M,45M,41),(1),(40M,23.39),(1),(47B,35),(36,27),(35,37,45),(22,31,18),(51B,32M,42),(45M,18,47B,38M,43),(50,41,40),(50,55M,32,37),(20,45M)
Opponents:	(45M),(53,52,45,46),(42,55M),(49M,32,32,29),(43,52M,29,25),(42),(45,24,26),(44,32),(1),(52,19,22,41M,23),(27,37,22),(1),(42,51M),(54M),(37,51M,47),(49M,25,29,49M)

SCORING	TD	TDP	TR	FG	PAT	S	TP
Willis	0	0	0	27/39	37/37	0	118
E. Smith	12	1	0	0/0	0/0	0	78
Irvin	0	8	0	0/0	0/0	0	48
Novacek	0	4	0	0/0	0/0	0	24
Horton	0	0	2a	0/0	0/0	0	12
Agee	1	0	0	0/0	0/0	0	6
Aikman	1	0	0	0/0	0/0	0	6
Blake	1	0	0	0/0	0/0	0	6
Edwards	0	0	1b	0/0	0/0	0	6
Harper	0	1	0	0/0	0/0	0	6
Johnston	0	1	0	0/0	0/0	0	6
Martin	0	0	1c	0/0	0/0	0	6
Roberts	0	1	0	0/0	0/0	0	6
R. Williams	0	0	1d	0/0	0/0	0	6
Wright	0	0	1e	0/0	0/0	0	6
Hendrix	0	0	0	0/0	0/0	1#	2

COWBOYS	15	16	6	27/39	37/37 <th>1</th> <th>342</th>	1	342
Opponents	11	17	4*	29/39	31/32	0	310

- a 20 fumble return vs. N.Y. Giants (9/29)
- 65 interception return vs. Green Bay (10/6)
- b 36 interception return vs. Cincinnati (10/13)
- c 85 punt return vs. Philadelphia (12/15)
- d 18 blocked punt return vs. Houston (11/10)
- e 102 kickoff return vs. Atlanta (12/22)
- # tackled Booty in end zone vs. Philadelphia (12/25)
- * Wilson 82 kickoff return vs. Green Bay (10/6)
- White 55 blocked FG return vs. Detroit (10/27)
- Crockett 96 interception return vs. Detroit (10/27)
- Mayhew 31 interception return vs. Washington (11/24)

USUAL STARTERS

WR Alvin Harper (5)	LE Tony Tolbert
Alfredo Roberts (5)	LT Tony Casillas
Alexander Wright (5)	RT Russell Maryland (7)
LT Mark Tuinei (12)	Jimmie Jones (6)
Alan Veingrad (3)	Danny Noonan (3)
LG Kevin Gogan	RE Jim Jeffcoat
C Mark Stepanoski	LLB Ken Norton
RG John Gesek	MLB Jack Del Rio
RT Nate Newton	RLB Vinson Smith
TE Jay Novacek (12)	LCB Isaac Holt
Alfredo Roberts (4)	RCB Larry Brown (13)
WR Michael Irvin	Manny Hendrix (3)
QB Troy Aikman (12)	SS James Washington
Steve Beuerlein (4)	FS Ray Horton
RB Emmitt Smith	P Mike Saxton
FB Daryl Johnston	
K Ken Willis	

Pro Bowlers in Bold

STAFF PLAYERS 2006 SEASON RECORDS RECORDS PLAYOFF RECORDS STATISTICS 1991 SIDELINES

1992 ★ DALLAS COWBOYS STATISTICS ★ 1992

STAFF

PLAYERS

2006 SEASON

RECORDS

PLAYOFF RECORDS

1992 STATISTICS

SIDELINES

FIRST PLACE, NFC EAST HEAD COACH: JIMMY JOHNSON

PRESEASON (2-3)

Date	W/L	Score	Opponent	Att.
8/2	L	23-34	Houston @ Tokyo	51,058
8/7	W	27-24	@ Miami	50,803
8/15	L	16-17	HOUSTON	61,334
8/22	W	17-3	DENVER	61,485
8/28	L	13-20	CHICAGO	60,218

REGULAR SEASON (13-3)

9/7	W	23-10	WASHINGTON	63,538
9/13	W	34-28	@ N.Y. Giants	76,430
9/20	W	31-20	PHOENIX	62,575
9/27			- Bye -	
10/5	L	7-31	@ Philadelphia	66,572
10/11	W	27-0	SEATTLE	62,311
10/18	W	17-10	KANSAS CITY	64,115
10/25	W	28-13	@ L.A. Raiders	91,505
11/1	W	20-10	PHILADELPHIA	65,012
11/8	W	37-3	@ Detroit	74,816
11/15	L	23-27	L.A. RAMS	63,690
11/22	W	16-10	@ Phoenix	72,439
11/26	W	30-3	N.Y. GIANTS	62,416
12/6	W	31-27	@ Denver	74,946
12/13	L	17-20	@ Washington	56,437
12/21	W	41-17	@ Atlanta	67,036
12/27	W	27-14	CHICAGO	63,101

1992 DIVISIONAL PLAYOFFS

1/10/93W	34-10	PHILADELPHIA	63,721
----------	-------	--------------	--------

1992 NFC CHAMPIONSHIP GAME

1/17/93W	30-20	@ San Francisco	64,920
----------	-------	-----------------	--------

SUPER BOWL XXVII

1/31/93W	52-17	Buffalo	98,374
----------	-------	---------	--------

TEAM STATISTICS

	DALLAS	OPP
FIRST DOWNS	324	241
Rushing	119	68
Passing	163	147
Penalty	22	26
Third Down-Made/Att.	87/208	50/184
Third Down Efficiency	41.8	27.2
Fourth Down-Made/Att.	8/12	7/15
TOTAL NET YARDS	5,606	3,933
Avg. Per Game	35.0	24.5
Total Plays	1,014	873
Avg. Per Play	5.5	4.5
NET YARDS RUSHING	2,121	1,244
Avg. Per Game	132.6	77.8
Total Rushes	500	345
Avg. Per Rush	4.2	3.6
NET YARDS PASSING	3,485	2,689
Sacked/Yards Lost	23/112	44/347
Gross Yards	3,597	3,036
Attempts/Completions	491/314	484/263
Pct. of Completions	64.0	54.3
Had Intercepted	15	17
PUNTS/AVERAGE	61/43.0	87/42.1
Net Punting Average	33.5	35.1
PUNT RET./AVG.	44/12.5	34/11.7
KICKOFF RET./AVG.	37/18.9	60/20.3
INT./AVG. RET.	17/9.3	15/20.0
PENALTIES/YARDS	91/650	94/727
FUMBLES/BALL LOST	16/9	25/14
TOUCHDOWNS	48	29
Rushing	20	11
Passing	23	16
Returns	5	2
EXTRA POINTS/ATTEMPTS	47/48	27/29
FIELD GOALS/ATTEMPTS	24/35	14/17
AVG TIME OF POSSESSION	33:57	26:03

RUSHING	ATT	YDS	AVG	LG	TD
E. Smith	373	1,713	4.6	68†	18
Richards	49	176	3.6	15	1
Aikman	37	105	2.8	19	1
Johnston	17	61	3.6	14	0
Agee	16	54	3.4	10	0
Harper	1	15	15.0	15	0
Martin	2	13	6.5	8	0
Beuerlein	4	-7	-1.8	-1	0
Irvin	1	-9	-9.0	-9	0

COWBOYS	500	2,121	4.2	68†	20
Opponents	345	1,244	3.6	28	11

RECEIVING	NO	YDS	AVG	LG	TD
Irvin	78	1,396	17.9	87†	7
Novacek	68	630	9.3	34	6
E. Smith	59	335	5.7	26†	1
Harper	35	562	16.1	52	4
Martin	32	359	11.2	27	3
Johnston	32	249	7.8	18	2
Roberts	3	36	12.0	18	0
Agee	3	18	6.0	8	0
Richards	3	8	2.7	6	0
Gesek	1	4	4.0	4	0

COWBOYS	314	3,597	11.5	87†	23
Opponents	263	3,036	11.5	81	16

INTERCEPTIONS	NO	YDS	AVG	LG	TD
Washington	3	31	10.3	16	0
Gant	3	19	6.3	11	0
Everett	2	28	14.0	17	0
Horton	2	15	7.5	15†	1
Holt	2	11	5.5	8	0
K. Smith	2	10	5.0	7	0
Brown	1	30	30.0	30	0
Myles	1	13	13.0	13	0
Harper	1	1	1.0	1	0

COWBOYS	17	158	9.3	30	1
Opponents	15	300	20.0	59	0

PUNTING	NO	YDS	AVG	TBIN20	LG	BL	NET
Saxon	61	2,620	43.0	9	19	58	0 33.5
COWBOYS	61	2,620	43.0	9	19	58	0 33.5
Opp.	87	3,660	42.1	3	17	73	2 35.1

PUNT RETURNS	NO	FC	YDS	AVG	LG	TD
Martin	42	18	532	12.7	79†	2
K. Smith	1	0	17	17.0	17	0
Horton	1	0	1	1.0	1	0

COWBOYS	44	18	550	12.5	79†	2
Opponents	34	6	397	11.7	65	0

KICKOFF RETURNS	NO	YDS	AVG	LG	TD
Martin	24	503	21.0	59	0
Wright	8	117	14.6	21	0
Holmes	3	70	23.3	28	0
K. Smith	1	9	9.0	9	0
Edwards	1	0	0.0	0	0

COWBOYS	37	699	18.9	59	0
Opponents	60	1,217	20.3	42	0

SCORE BY QUARTERS	1	2	3	4	OT	T
COWBOYS	108	116	134	51	0	409
Opponents	54	53	51	85	0	243

FIELD GOALS	11-19	20-29	30-39	40-49	50+
Elliot	0-0	6-7	10-14	5-10	3-4
COWBOYS	0-0	6-7	10-14	5-10	3-4
Opponents	1-1	4-4	4-5	5-7	0-0

Elliot	(32M), (39.35), (33B, 29), (48M), (31, 51, 42M), (51M, 39), (48M), (42M, 38M, 35, 48), (25, 42, 30), (37, 42, 36), (28), (45, 33, 53), (53, 32M), (23), (47, 22, 46M), (28M, 21, 34M)
Opponents	(49), (1), (22, 42), (40), (40M), (32), (1), (18), (36), (33, 44), (20), (35M, 42, 44M), (1), (32, 22), (27), (1)

SCORING	TDR	TOP	TDR1	FG	PAT	\$	TP
Elliot	0	0	0	24/35	47/48	0	119
E. Smith	18	1	0	0/0	0/0	0	114
Irvin	0	7	0	0/0	0/0	0	42
Novacek	0	6	0	0/0	0/0	0	36
Martin	0	3	2a	0/0	0/0	0	30
Harper	0	4	0	0/0	0/0	0	24
Johnston	0	2	0	0/0	0/0	0	12
Aikman	1	0	0	0/0	0/0	0	6
Horton	0	0	1b	0/0	0/0	0	6
Maryland	0	0	1c	0/0	0/0	0	6
Richards	1	0	0	0/0	0/0	0	6
R. Williams	0	0	1d	0/0	0/0	0	6
Holt	0	0	0	0/0	0/0	1#	2
COWBOYS	20	23	5	24/35	47/48	1	409
Opponents	11	16	2*	14/17	27/29	0	243

- a 79 punt return vs. Washington (9/7)
- 74 punt return vs. L.A. Rams (11/15)
- b 15 interception return vs. Seattle (10/11)
- c 26 fumble return vs. Chicago (12/27)
- d 3 block punt return vs. N.Y. Giants (9/13)
- # Blocked punt out of end zone vs. Washington (9/7)
- * Copeland fumble recovery in end zone vs. Washington (12/13)
- Zorich 42 fumble return vs. Chicago (12/27)

USUAL STARTERS

WR Alvin Harper	LE Tony Tolbert
LT Mark Tuinei	LT Tony Casillas
LG Nate Newton	RT Russell Maryland
C Mark Stepnoski	RE Charles Haley (13)
RG John Gesek	Jim Jeffcoat (3)
RT Erik Williams	LLB Vinson Smith (13)
TE Jay Novacek	Kenneth Gant (3)
WR Michael Irvin	MLB Robert Jones (13)
QB Troy Aikman	Ken Norton (3)
RB Emmitt Smith	RLB Ken Norton
FB Daryl Johnston	LCB Issiac Holt (11)
K Lin Elliott	Kevin Smith (5)
	RCB Larry Brown
	SS Thomas Everett (9)
	James Washington (6)
	FS James Washington (9)
	Ray Horton (7)
	P Mike Saxon

Pro Bowlers in Bold

PASSING	ATT	COMP	YDS	PCT	AVG	TD	PCT	INT	PCT	INT	LG	SKS/YDS	RATING
Aikman	473	302	3,445	63.8	7.28	23	4.9	14	3.0	87†	23/112	89.5	
Beuerlein	18	12	152	66.7	8.44	0	0.0	1	5.6	27	0/0	69.7	
COWBOYS	491	314	3,597	64.0	7.33	23	4.7	15	3.1	87†	23/112	88.8	
Opponents	484	263	3,036	54.3	6.27	16	3.3	17	3.5	67	44/347	69.9	

1993 ★ DALLAS COWBOYS STATISTICS ★ 1993

FIRST PLACE, NFC EAST HEAD COACH: JIMMY JOHNSON

PRESEASON (1-3-1)		
Date	W/L Score	Opponent Att.
8/1	L 7-13	MINNESOTA 60,010
8/8	T 13-13	Det. @ London (OT) 43,522
8/14	W 13-7	L.A. RAIDERS 60,411
8/21	L 20-23	Houston @ San Ant. 63,285
8/27	L 21-23	@ Chicago 56,181
REGULAR SEASON (12-4)		
9/6	L 16-35	@ Washington 56,345
9/12	L 10-13	BUFFALO 63,226
9/19	W 17-10	@ Phoenix 73,025
9/26	- Bye -	
10/3	W 36-14	GREEN BAY 63,568
10/10	W 27-3	@ Indianapolis 60,453
10/17	W 26-17	SAN FRANCISCO 65,099
10/24	- Bye -	
10/31	W 23-10	@ Philadelphia 61,912
11/7	W 31-9	N.Y. GIANTS 64,735
11/14	W 20-15	PHOENIX 64,224
11/21	L 14-27	@ Atlanta 62,337
11/25	L 14-16	MIAMI 60,198
12/6	W 23-17	PHILADELPHIA 64,521
12/12	W 37-20	@ Minnesota 63,321
12/18	W 28-7	@ New York Jets 73,233
12/26	W 38-3	WASHINGTON 64,497
1/2/94	W 16-13	@ N.Y. Giants (OT) 77,356
DIVISIONAL PLAYOFF		
1/16/94	W 27-17	GREEN BAY 64,790
NFC CHAMPIONSHIP GAME		
1/23/94	W 38-21	SAN FRANCISCO 64,902
SUPER BOWL XXVIII (Atlanta)		
1/30/94	W 30-13	Buffalo 72,817

TEAM STATISTICS		
	DALLAS	OPP
FIRST DOWNS	322	297
Rushing	120	94
Passing	172	176
Penalty	30	27
Third Down-Made/Att.	83/198	87/219
Third Down Efficiency	41.9	39.7
Fourth Down-Made/Att.	7/12	6/17
TOTAL NET YARDS	5,615	4,767
Avg. Per Game	350.9	297.9
Total Plays	994	1012
Avg. Per Play	5.6	4.7
NET YARDS RUSHING	2,161	1,651
Avg. Per Game	135.1	103.2
Total Rushes	490	423
Avg. Per Rush	4.4	3.9
NET YARDS PASSING	3,454	3,116
Avg. Per Game	215.9	194.8
Sacks/Yards Lost	29/163	34/231
Gross Yards	3,617	3,347
Attempts/Completions	475/317	555/334
Pct. of Completions	66.7	60.2
Had Intercepted	6	14
PUNTS/AVERAGE	56/41.8	78/41.3
Net Punting Average	37.7	34.8
PUNT RET./AVG.	37/10.3	32/5.3
KICKOFF RET./AVG.	36/21.1	66/18.6
INT./AVG. RET.	14/12.2	6/7.8
PENALTIES/YARDS	94/744	87/653
FUMBLES/BALL LOST	33/16	22/14
TOUCHDOWNS	41	23
Rushing	20	7
Passing	18	14
Returns	3	2
EXTRA POINTS/ATTEMPTS	40/41	23/23
FIELD GOALS/ATTEMPTS	30/37	22/27
AVG TIME OF POSSESSION	30:56	29:04

RUSHING	ATT	YDS	AVG	LG	TD
E. Smith	283	1,486	5.3	62t	9
Lassic	75	269	3.6	15	3
Coleman	34	132	3.9	16	2
Aikman	32	125	3.9	20	0
Johnston	24	74	3.1	11	3
Gainer	9	29	3.2	8	0
K. Williams	7	26	3.7	12	2
Agee	6	13	2.2	6	0
Kosar	9	7	0.8	4	0
Irvin	2	6	3.0	9	0
Novacek	1	2	2.0	2t	1
J. Garrett	8	-8	-1.0	0	0
COWBOYS	490	2,161	4.4	62t	20
Opponents	423	1,651	3.9	77t	7

RECEIVING	NO	YDS	AVG	LG	TD
Irvin	88	1,330	15.1	61t	7
E. Smith	57	414	7.3	86	1
Johnston	50	372	7.4	20	1
Novacek	44	445	10.1	30	1
Harper	36	777	21.6	80t	5
K. Williams	20	151	7.6	33	2
Lassic	9	37	4.1	9	0
Gamer	6	37	6.3	8	0
Coleman	4	24	6.0	10	0
T. Williams	1	25	25.0	25	0
Price	1	4	4.0	4	0
Galbraith	1	1	1.0	1t	1
COWBOYS	317	3,617	11.4	86	18
Opponents	334	3,347	10.0	70t	14

INTERCEPTIONS	NO	YDS	AVG	LG	TD
K. Smith	6	56	9.3	32t	1
Bates	2	25	12.5	22	0
Everett	2	25	12.5	17	0
Washington	1	38	38.0	24	0
Norton	1	25	25.0	25	0
Marion	1	2	2.0	2	0
Gant	1	0	0.0	0	0
COWBOYS	14	171	12.2	32t	1
Opponents	6	47	7.8	26	0

PUNTING	NO	YDS	AVG	TB IN20	LG	BL	NET
Jett	56	2,342	41.8	3	22	59	0 37.7
COWBOYS	56	2,342	41.8	3	22	59	0 37.7
Opp.	78	3,219	41.3	6	21	60	0 34.8

PUNT RETURNS	NO	FC	YDS	AVG	LG	TD
K. Williams	36	14	381	10.6	64t	2
Washington	1	0	0	0.0	0	0
COWBOYS	37	14	381	10.3	64t	2
Opponents	32	12	169	5.3	20	0

KICKOFF RETURNS	NO	YDS	AVG	LG	TD
K. Williams	31	689	22.2	49	0
K. Smith	1	33	33.0	33	0
Gant	1	18	18.0	18	0
R. Jones	1	12	12.0	12	0
Hennings	1	7	7.0	7	0
Novacek	1	-1	-1.0	-1	0
Vanderbeek	0	0	0.0	0	0
COWBOYS	36	758	21.1	49	0
Opponents	66	1,225	18.6	95t	1

SCORE BY QUARTERS	1	2	3	4	OT	T
COWBOYS	76	124	86	87	3	376
Opponents	43	46	79	61	0	229

FIELD GOALS	11-19	20-29	30-39	40-49	50+
Murray	4-4	4-4	9-12	8-8	3-5
Elliott	0-0	1-1	0-1	1-2	0-0
COWBOYS	4-4	5-5	9-13	9-10	3-5
Opponents	3-3	11-11	5-6	3-7	0-0

Murray: (1.) (23,50M), (33,19,19,50,48), (30,32), (48,39,29,35M,18), (35,23,40), (34,54M), (44,43), (-), (32M), (23,19,47), (51,52,46), (1.) (39M,39), (32,38,41).

Elliott: (22), (49M,43,30M)

Opponents: (32M), (48,35), (20), (42M), (27), (25), (33), (21,45,29), (19,47), (26,24), (44M, 20,31,41B,19), (25,44M), (19,21), (1), (32), (29,31).

SCORING	TD	DPR	TDRT	FG	PAT	S	PT
Murray	0	0	0	28/33	38/38	0	122
E. Smith	9	1	0	0/0	0/0	0	60
Irvin	0	7	0	0/0	0/0	0	42
K. Williams	2	2	2a	0/0	0/0	0	36
Harper	0	5	0	0/0	0/0	0	30
Johnston	3	1	0	0/0	0/0	0	24
Lassic	3	0	0	0/0	0/0	0	18
Coleman	0	2	0	0/0	0/0	0	12
Novacek	1	1	0	0/0	0/0	0	12
Elliott	0	0	0	2/4	2/3	0	8
Galbraith	0	1	0	0/0	0/0	0	6
K. Smith	0	0	1b	0/0	0/0	0	6
COWBOYS	20	18	3	30/37	40/41	0	376
Opponents	7	14	2*	22/27	23/23	1*	229

a 64 yd. punt return, vs. Miami (11/25)

b 62 yd. punt return, vs. Washington (12/26)

b 32 yd. interception return, @ N.Y. Jets (12/18)

* 95 yd. kickoff ret., R Brooks, vs. G.Bay (10/3)

† 47 yd. fum. ret. E. Davis, vs. S.F. (10/17)

Kosar intentional grounding in end zone vs. Phoenix (11/14)

USUAL STARTERS			
WR Alvin Harper	LE Tony Tolbert	LT Mark Tuinei	RT Tony Casillas
LG Nate Newton	RT Russell Maryland (12)	LC Mark Stepanoski (13)	Leon Lett (4)
RG Kevin Gogan	RE Charles Haley (11)	Frank Cormish (3)	Jim Jeffcoat (3)
RT Erik Williams	LLB Dixon Edwards	TE Jay Novacek	MLB Ken Norton (13)
WR Michael Irvin	Robert Jones (3)	QB Troy Aikman	RLB Darrin Smith (12)
RB Emmitt Smith (13)	Ken Norton (3)	Derrick Lassic (3)	LCB Kevin Smith
FB Darryl Johnston	RCB Larry Brown	Eddie Murray	SS Darren Woodson
	SF Thomas Everett		P John Jett

Pro Bowlers in Bold

PASSING	ATT	COMP	YDS	PCT	AVG	TD	PCT	PCT	PCT	LG	SKS/YDS	RATING
Aikman	392	271	3,100	69.1	7.91	15	3.8	6	1.5	80t	26/153	99.0
Kosar	63	36	410	57.1	6.51	3	4.8	0	0.0	86	2/4	92.7
J. Garrett	19	9	61	47.4	3.21	0	0.0	0	0.0	16	1/6	54.9
Harper	1	1	46	100.0	46.00	0	0.0	0	0.0	46	0/0	118.8
COWBOYS	475	317	3,617	66.7	7.61	18	3.8	6	1.3	86	29/163	96.8
Opponents	555	334	3,347	60.2	6.03	14	2.5	14	2.5	70t	34/231	75.3

STAFF PLAYERS 2006 SEASON RECORDS PLAYOFF RECORDS 1993 STATISTICS SIDELINES

1994 ★ DALLAS COWBOYS STATISTICS ★ 1994

FIRST PLACE, NFC EAST HEAD COACH: BARRY SWITZER

PRESEASON (2-3)			
Date	W/L	Score	Opponent
7/31	W	17-9	MINNESOTA
8/7	L	19-27	L.A. RAIDERS
8/15	L	0-6	Hous. @ Mex. City
8/21	W	34-10	DENVER
8/25	L	10-28	@ New Orleans
REGULAR SEASON (12-4)			
9/4	W	26-9	@ Pittsburgh
9/11	W	20-17	HOUSTON
9/19	L	17-20	DETROIT (OT)
9/25			- Bye -
10/2	W	34-7	@ Washington
10/9	W	38-3	ARIZONA
10/16	W	24-13	PHILADELPHIA
10/23	W	28-21	@ Arizona
10/30	W	23-20	@ Cincinnati
11/7	W	38-10	N.Y. GIANTS
11/13	L	14-21	@ San Francisco
11/20	W	31-7	WASHINGTON
11/24	W	42-31	GREEN BAY
12/4	W	31-19	@ Philadelphia
12/10	L	14-19	CLEVELAND
12/19	W	24-16	@ New Orleans
12/24	L	10-15	@ N.Y. Giants
DIVISIONAL PLAYOFF			
1/8/95	W	35-9	GREEN BAY
NFC CHAMPIONSHIP GAME			
1/15/95L	29-38		@ San Francisco

RUSHING	ATT	YDS	AVG	LG	TD
E. Smith	368	1,484	4.0	46	21
Coleman	64	180	2.8	13	1
Johnston	40	138	3.5	9	2
B. Thomas	24	70	2.9	11	1
Aikman	30	62	2.1	13	1
K. Williams	6	20	3.3	8	0
Agee	5	4	0.8	3	0
Wilson	1	-1	-1.0	-1	0
Garrett	3	-2	-0.7	0	0
Peeete	9	-2	-0.2	2	0
COWBOYS	550	1,953	3.6	46	26
Opponents	437	1,561	3.6	40	8

RECEIVING	NO	YDS	AVG	LG	TD
Irvin	79	1,241	15.7	65	6
E. Smith	50	341	6.8	68	1
Novacek	47	475	10.1	27	2
Johnston	44	325	7.4	24	2
Harper	33	821	24.9	90	8
K. Williams	13	181	13.9	29	0
Coleman	8	46	5.8	14	0
Galbraith	4	31	7.8	15	0
B. Thomas	2	1	0.5	5	0
Agee	1	2	2.0	2	0
Kennard	1	-3	-3.0	-3	0
COWBOYS	262	3,461	12.3	90	19
Opponents	289	3,051	11.3	67	19

INTERCEPTIONS	NO	YDS	AVG	LG	TD
Woodson	5	140	28.0	94t	1
Washington	5	43	8.6	25	0
Brown	4	21	5.3	14	0
D. Smith	2	13	6.5	13t	1
K. Smith	2	11	5.5	11	0
Tolbert	1	54	54.0	54t	1
Marion	1	11	11.0	11	0
Haley	1	1	1.0	1	0
Gant	1	0	0.0	0	0
Holmes	0	3	3.0	3	0
COWBOYS	22	297	13.5	94t	3
Opponents	14	180	12.9	56	0

PUNTING	NO	YDS	AVG	TB	IN20	LG	BL	NET
Jett	70	2,935	41.9	4	26	58	0	35.4
COWBOYS	70	2,935	41.9	4	26	58	0	35.4
Opp.	84	3,637	43.3	7	31	80	0	36.8

PUNT RETURNS	NO	FC	YDS	AVG	LG	TD
K. Williams	39	13	349	8.9	83t	1
Holmes	5	1	55	11.0	19	0
COWBOYS	44	14	404	9.2	83t	1
Opponents	36	14	378	10.5	58	0

KICKOFF RETURNS	NO	YDS	AVG	LG	TD
K. Williams	43	1,148	26.7	87t	1
Holmes	4	89	22.3	32	0
Marion	2	39	19.5	21	0
R. Jones	1	8	8.0	8	0
COWBOYS	50	1,284	25.7	87t	1
Opponents	82	1,709	20.8	67	0

PASSING	ATT	COMP	YDS	PCT	AVG	TD	PCT	INT	PCT	LG	SKS/YDS	RATING
Aikman	361	233	2,676	64.5	7.41	13	3.6	12	3.3	90	14/59	84.9
Peeete	56	33	470	58.9	8.39	4	7.1	1	1.8	65t	7/21	102.5
Garrett	31	16	315	51.6	10.16	2	6.5	1	3.2	68t	2/13	95.5
COWBOYS	448	282	3,461	62.9	7.73	19	4.2	14	3.1	90	20/93	87.8
Opponents	522	269	3,051	51.5	5.84	19	3.6	22	4.2	67t	47/299	64.0

SCORE BY QUARTERS	1	2	3	4	OT	T
COWBOYS	100	122	104	88	0	414
Opponents	34	93	46	72	3	248

FIELD GOALS	11-19	20-29	30-39	40-49	50+
Boniol	3-3	3-4	10-12	6-9	0-1
COWBOYS	3-3	3-4	10-12	6-9	0-1
Opponents	1-1	6-6	8-8	5-6	0-4

Boniol: (40,31,21,32),(45,29),(19),(26,47),(41M,19),(37),(43B),(38M,37,43,38),(45),(43M),(32,51M),(41,37,35),(19),(1),(30,20B),(37,37M)

Opponents: (41),(41),(32,51M,57B,51B,44),(1),(42),(1),(1),(22,33),(23),(1),(53M),(28),(22,19),(34,32,43,32),(40M,21,32,29),(38,30)

SCORING	TDR	TDP	TDR1	FG	PAT	S	TP
E. Smith	21	1	0	0/0	0/0	0	132
Boniol	0	0	0	22/29	48/48	0	114
Harper	0	8	0	0/0	0/0	0	48
Irvin	0	6	0	0/0	0/0	0	36
Johnston	2	2	0	0/0	0/0	0	24
Novacek	0	2	0	0/0	0/0	0	12
K. Williams	0	0	2a	0/0	0/0	0	12
Aikman	1	0	0	0/0	0/0	0	6
Coleman	1	0	0	0/0	0/0	0	6
D. Smith	0	0	1b	0/0	0/0	0	6
B. Thomas	1	0	0	0/0	0/0	0	6
Tolbert	0	0	1c	0/0	0/0	0	6
Woodson	0	0	1d	0/0	0/0	0	6
COWBOYS	26	19	5	22/29	48/48	0	414
Opponents	8	19	0	20/25	24/24	1	248

2-Pt Conversions: Team 0-2, Opponents 0-3

a 87 yd. kickoff return vs. Arizona (10/9)

83 yd. punt return vs. Washington (11/20)

b 13 yd. interception return @ New Orleans (12/19)

c 54 yd. interception return, @ New Orleans (12/19)

d 94 yd. interception return @ Philadelphia (12/4)

* R Peeete fumble out of end zone, @ NY Giants (12/24)

USUAL STARTERS

WR Alvin Harper	LE Tony Tolbert
LT Mark Tuinei	RT Russell Maryland
LG Nate Newton	LT Leon Lett
C Mark Stepanoski	RE Charles Haley
RG Derek Kennard	LLB Dion Edwards
RT Larry Allen (9)	MLB Robert Jones
Erik Williams (7)	RLB Darrin Smith
TE Jay Novacek	LCB Kevin Smith
WR Michael Irvin	RCB Larry Brown
QB Troy Aikman	SS Darren Woodson
RB Emmitt Smith	FS James Washington
FB Daryl Johnston	P John Jett
K Chris Boniol	

Pro Bowlers in Bold

1995 ★ DALLAS COWBOYS STATISTICS ★ 1995

STAFF PLAYERS 2006 SEASON RECORDS PLAYOFF RECORDS 1995 STATISTICS SIDELINES

FIRST PLACE, NFC EAST HEAD COACH: BARRY SWITZER

PRESEASON (2-3)

Date	W/L	Score	Opponent	Att.
7/29	W	21-15	BUFFALO	62,752
8/5	L	14-27	OAKLAND	62,031
8/12	L	7-9	Buffalo @ Toronto	55,799
8/21	L	17-20	@ Denver	72,451
8/26	W	10-0	Houston @ San Ant.	52,512

REGULAR SEASON (12-4)

9/4	W	35-0	@ N.Y. Giants	77,454
9/10	W	31-21	DENVER	64,578
9/17	W	23-17	@ Minnesota (OT)	60,088
9/24	W	34-20	ARIZONA	64,560
10/1	L	23-27	@ Washington	55,489
10/8	W	34-24	GREEN BAY	64,806
10/15	W	23-9	@ San Diego	62,664
10/22			- Bye -	
10/29	W	28-13	@ Atlanta	70,089
11/6	W	34-12	PHILADELPHIA	64,876
11/12	L	20-38	SAN FRANCISCO	65,180
11/19	W	34-21	@ Oakland	54,092
11/23	W	24-12	KANSAS CITY	64,901
12/3	L	17-24	WASHINGTON	64,866
12/10	L	17-20	@ Philadelphia	66,198
12/17	W	21-20	N.Y. GIANTS	64,400
12/25	W	37-13	@ Arizona	72,394

DIVISIONAL PLAYOFF

1/7/96	W	30-11	PHILADELPHIA	64,372
--------	---	-------	--------------	--------

NFC CHAMPIONSHIP GAME

1/14/96	W	38-27	GREEN BAY	65,135
---------	---	-------	-----------	--------

SUPER BOWL XXX

(Phoenix)

1/28/96	W	27-17	Pittsburgh	76,347
---------	---	-------	------------	--------

RUSHING	ATT	YDS	AVG	LG	TD
E. Smith	377	1,773	4.7	60t	25
S. Williams	48	205	4.3	44t	1
Johnston	25	111	4.4	18	2
K. Williams	10	53	5.3	14	0
Aikman	21	32	1.5	12	1
Wilson	10	12	1.2	11	0
Sanders	2	9	4.5	8	0
Lang	1	7	7.0	7	0
Garrett	1	-1	-1.0	-1	0

COWBOYS	495	2,201	4.4	60t	29
Opponents	442	1,772	4.0	48t	1

RECEIVING	NO	YDS	AVG	LG	TD
Irvin	111	1,603	14.4	50	10
Novacek	62	705	11.4	33t	5
E. Smith	62	375	6.0	40	0
K. Williams	38	613	16.1	48t	2
Johnston	30	248	8.3	24	1
Bjornson	7	53	7.6	16	0
Fleming	6	83	13.8	16	0
S. Williams	3	28	9.3	24	0
Sanders	2	25	12.5	19	0
Watkins	1	8	8.0	8	0

COWBOYS	322	3,741	11.6	50	18
Opponents	293	3,491	11.9	81t	17

INTERCEPTIONS	NO	YDS	AVG	LG	TD
Brown	6	124	20.7	65t	2
Marion	6	40	6.7	32	1
Woodson	2	46	23.0	37t	1
Sanders	2	34	17.0	34	0
Myles	1	15	15.0	15	0
Brice	1	2	2.0	2	0
Holmes	1	0	0.0	0	0

COWBOYS	19	261	13.7	65t	4
Opponents	10	155	15.5	48t	1

PUNTING	NO	YDS	AVG	TB	IN20	LG	BL	NET
Jett	53	2,166	40.9	6	17	58	0	34.5
Boniol	2	77	38.5	0	2	56	0	38.5
COWBOYS	55	2,243	40.8	6	19	58	0	34.7
Opp.	65	2,775	42.7	3	22	60	0	37.8

PUNT RETURNS	NO	FC	YDS	AVG	LG	TD
K. Williams	18	15	166	9.2	30	0
Holmes	4	1	35	8.8	13	0
Sanders	1	1	54	54.0	43	0
COWBOYS	23	17	255	11.1	43	0
Opponents	22	10	216	9.8	21	0

KICKOFF RETURNS	NO	YDS	AVG	LG	TD
K. Williams	49	1,108	22.6	43	0
Holmes	5	134	26.8	46	0
Marion	1	16	16.0	16	0
Sanders	1	15	15.0	15	0
Schwartz	1	9	9.0	9	0
Watkins	1	-6	-6.0	-6	0
COWBOYS	58	1,276	22.0	46	0
Opponents	85	1,661	19.5	59	0

PASSING	ATT	COMP	YDS	PCT	AVG	TD	PCT	INT	PCT	LG	SKS/YDS	RATING
Aikman	432	280	3,304	64.8	7.65	16	3.7	7	1.6	50	14/89	93.6
Wilson	57	38	391	66.7	6.86	1	1.8	3	5.3	38	4/29	70.1
Garrett	5	4	46	80.0	9.20	1	20.0	0	0.0	24	0/0	144.6
COWBOYS	494	322	3,741	65.2	7.57	18	3.6	10	2.0	50	18/118	91.7
Opponents	523	293	3,491	56.0	6.67	17	3.3	19	3.6	81t	36/219	72.3

SCORE BY	Q1	Q2	Q3	Q4	OT	T
COWBOYS	102	133	83	111	6	435
Opponents	38	104	78	71	0	291

FIELD GOALS	11-19	20-29	30-39	40-49	50+
Boniol	0-0	11-12	13-13	3-3	0-0
COWBOYS	0-0	11-12	13-13	3-3	0-0
Opponents	1-1	7-7	7-8	7-10	0-1

Boniol: (1), (45), (39,20M), (25,30), (32,34,23), (24, 35), (30), (1), (42,37), (26,37), (26,38), (20), (37), (21), (27,32,23,45,35), (39,23,24)

Opponents: (42B), (1), (42,48M), (54M,31,19), (38, 46), (42), (1), (21,40), (36,37), (26), (31M), (34,37), (47), (42,27,38,42), (40M,20, 27), (21,23)

SCORING	TDR	TDP	TDR1	2Pt	FG	PAT	\$	TP
E. Smith	25	0	0	0	0/0	0/0	0	150
Boniol	0	0	0	0	27/28	46/48	0	127
Irvin	0	0	0	0	0/0	0/0	0	60
Novacek	0	5	0	1	0/0	0/0	0	32
Johnston	2	1	0	0	0/0	0/0	0	18
Brown	0	0	2a	0	0/0	0/0	0	12
K. Williams	0	2	0	0	0/0	0/0	0	12
Aikman	1	0	0	0	0/0	0/0	0	6
Marion	0	0	1b	0	0/0	0/0	0	6
S. Williams	1	0	0	0	0/0	0/0	0	6
Woodson	0	0	1c	0	0/0	0/0	0	6
COWBOYS	29	18	4	1	27/28	46/48	0	435
Opponents	13	17	2*	1	22/27	29/29	1	291

2-Pt Conversions: Team 1-2, Opponents 1-3

a 20 yd. interception return vs Philadelphia (11/6)
 b 65 yd. interception return @ Philadelphia (12/10)
 c 37 yd. interception return @ Arizona (1/25)
 d 32 yd. interception return-Washington(10/1)
 * Hanks 38 yd. fumble return vs San Francisco (11/12)
 A. Williams 48 yd. int. return @ Arizona (12/25)
 + Aikman sacked in end zone @ San Diego (10/15)

USUAL STARTERS

WR Kevin Williams	LE Tony Tolbert
LT Mark Tuinei	LT Russell Maryland
LG Nate Newton	RT Leon Lett (10)
C Ray Donaldson (12)	Chad Hennings (6)
Derek Kennard (4)	RE Charles Haley (11)
RG Larry Allen	Shante Carter (3)
RT Erik Williams	LLB Dixon Edwards
TE Jay Novacek	MLB Robert Jones (12)
WR Michael Irvin	Godfrey Myles (4)
QB Troy Aikman	RLB Darin Smith (9)
RB Emmitt Smith	Godfrey Myles (7)
FB Daryl Johnston	LCB Deion Sanders (9)
K Chris Boniol	Clayton Holmes (6)
	RCB Larry Brown
	SS Darren Woodson
	FS Brock Marion
	P John Jett

Pro Bowlers in Bold

1996 ★ DALLAS COWBOYS STATISTICS ★ 1996

FIRST PLACE, NFC EAST HEAD COACH: BARRY SWITZER

PRESEASON (2-3)

Date	W/L	Score	Opponent	Att.
7/27	W	35-34	OAKLAND	61,524
8/5	L	6-32	Kan. City @ Mont.	45,128
8/12	L	7-31	NEW ENGLAND	57,874
8/17	L	3-20	HOUSTON	56,115
8/24	W	24-19	Houston @ Orlando	44,296

REGULAR SEASON (10-6)

Date	W/L	Score	Opponent	Att.
9/2	L	6-22	@ Chicago	63,076
9/8	W	27-0	N.Y. GIANTS	63,069
9/15	L	24-25	INDIANAPOLIS	63,021
9/22	L	7-10	@ Buffalo	78,098
9/30	W	23-19	@ Philadelphia	67,201
10/6			- Bye -	
10/13	W	17-3	ARIZONA	64,096
10/20	W	32-28	ATLANTA	64,091
10/27	W	29-10	@ Miami	75,283
11/3	L	21-31	PHILADELPHIA	64,952
11/10	W	20-17	@ San Fran. (OT)	68,919
11/18	W	21-6	GREEN BAY	65,032
11/24	L	6-20	@ N.Y. Giants	77,081
11/28	W	21-10	WASHINGTON	64,955
12/8	W	10-6	@ Arizona	70,763
12/15	W	12-6	NEW ENGLAND	65,578
12/22	L	10-37	@ Washington	56,454

1996 NFC WILD CARD GAME

12/28	W	40-15	MINNESOTA	64,682
-------	---	-------	-----------	--------

1996 DIVISIONAL PLAYOFF

1/5/97	L	17-26	@ Carolina	72,808
--------	---	-------	------------	--------

TEAM STATISTICS

	DALLAS	OPP
FIRST DOWNS	286	260
Rushing	105	89
Passing	163	144
Penalty	18	27
Third Down-Made/Att.	89/213	73/212
Third Down Efficiency	41.8	34.4
Fourth Down-Made/Att.	4/8	12/20
TOTAL NET YARDS	4,763	4,382
Avg. Per Game	297.7	273.9
Total Plays	981	958
Avg. Per Play	4.9	4.6
NET YARDS RUSHING	1,641	1,576
Avg. Per Game	102.6	98.5
Total Rushes	475	437
Avg. Per Rush	3.5	3.6
NET YARDS PASSING	3,122	2,806
Avg. Per Game	195.1	175.4
Sacked/Yards Lost	19/127	37/219
Gross Yards	3,249	3,025
Attempts/Completions	487/307	484/271
Pct. of Completions	63.0	56.0
Had Intercepted	14	19
PUNTS/AVERAGE	74/42.6	75/46.1
Net Punting Average	36.8	39.5
PUNT RET./AVG.	44/9.0	32/7.8
KICKOFF RET./AVG.	53/25.3	70/20.4
INT./AVG. RET.	19/8.8	14/17.9
PENALTIES/YARDS	103/832	94/717
FUMBLES/BALL LOST	24/15	26/14
TOUCHDOWNS	27	24
Rushing	14	10
Passing	12	10
Returns	1	4
EXTRA POINT/ATTEMPTS	26/27	20/24
Kicking Made-Attempts	24/25	20/20
Passing Made-Attempts	2/2	0/3
Rushing Made-Attempts	0/0	0/1
FIELD GOALS/ATTEMPTS	32/36	28/32
AVG TIME OF POSS.	30:53	29:07

RUSHING	ATT	YDS	AVG	LG	TD
E. Smith	327	1,204	3.7	42	12
Sh. Williams	69	269	3.9	27	0
Walker	10	83	8.3	39†	1
Johnston	22	48	2.2	7	0
Aikman	35	42	1.2	10	0
K. Williams	4	11	2.8	9	0
Wilson	4	5	1.3	8	0
Sanders	3	2	0.7	3	0
Jett	1	-23	-23.0	-23	0

COWBOYS	475	1,641	3.5	42	14
Opponents	437	1,576	3.6	37	10

RECEIVING	NO	YDS	AVG	LG	TD
Irvin	64	962	15.0	61	2
Bjornson	48	388	8.1	25	3
E. Smith	47	249	5.3	21	3
Johnston	43	278	6.5	23	1
Sanders	36	475	13.2	41	1
K. Williams	27	323	12.0	31	1
Martin	25	380	15.2	60†	1
Walker	7	89	12.7	24	0
Sh. Williams	5	41	8.2	13	0
Armstrong	2	10	5.0	6	0
St. Williams	1	32	32.0	32	0
Mitchell	1	17	17.0	17	0
Ware	1	5	5.0	5	0

COWBOYS	307	3,249	10.6	61	12
Opponents	271	3,025	11.2	52	10

INTERCEPTIONS	NO	YDS	AVG	LG	TD
K. Smith	5	45	9.0	24	0
Woodson	5	43	8.6	21	0
Teague	4	47	11.8	22	0
Harper	2	30	15.0	15	0
Sanders	2	3	1.5	2	0
Strickland	1	0	0.0	0	0

COWBOYS	19	168	8.8	24	0
Opponents	14	250	17.9	104†	1

PUNTING	NO	YDS	AVG	TB	IN	20	LG	BL	NET
Jett	74	3,150	42.6	9	22	60	0	36.8	

COWBOYS	74	3,150	42.6	9	22	60	0	36.8	
Opp.	75	3,459	46.1	5	23	67	0	39.5	

PUNT RETURNS	NO	FC	YDS	AVG	LG	TD
Martin	41	10	373	9.1	22	0
K. Williams	2	0	17	8.5	9	0
Sanders	1	1	4	4.0	4	0

COWBOYS	44	11	394	9.0	22	0
Opponents	32	23	249	7.8	52	0

KICKOFF RETURNS	NO	YDS	AVG	LG	TD
Walker	27	779	28.9	89	0
K. Williams	21	471	22.4	39	0
Marion	3	68	22.7	37	0
C. Williams	2	21	10.5	21	0

COWBOYS	53	1,339	25.3	89	0
Opponents	70	1,431	20.4	50	0

SCORE BY QUARTERS	1	2	3	4	OT	T
COWBOYS	60	85	57	81	3	286
Opponents	52	80	51	67	0	250

FIELD GOALS	11-19	20-29	30-39	40-49	50+
Boniol	1-1	13-13	12-13	5-7	1-2
COWBOYS	1-1	13-13	12-13	5-7	1-2
Opponents	1-1	10-11	8-10	7-8	2-2

Boniol: (28,43M,28), (23,29), (52,40M,57M), (36B), (46,30,21), (23), (49), (33,29,24), (19,37), (26,29), (45,37,42,45,35,39,28), (31,37), (1), (31), (23,36,35,29), (34)

Opponents: (31,35M,42,34), (1), (23,25,52,43), (32), (46,29B), (49), (23,54,32,32,37), (26), (30), (28), (32M), (45,46), (40B,21), (33,26), (21,30), (46,29,18)

SCORING	TDR	TD	TR	2P	FG	PAT	S	TP
Boniol	0	1	0	0	32/36	24/25	0	120
E. Smith	12	3	0	0	0/0	0/0	0	90
Bjornson	0	3	0	0	0/0	0/0	0	20
Irvin	0	2	0	0	0/0	0/0	0	14
Sanders	0	1	1a	0	0/0	0/0	0	12
Aikman	1	0	0	0	0/0	0/0	0	6
Johnston	0	1	0	0	0/0	0/0	0	6
Martin	0	1	0	0	0/0	0/0	0	6
Walker	1	0	0	0	0/0	0/0	0	6
K. Williams	0	1	0	0	0/0	0/0	0	6

COWBOYS	14	12	1	0	32/36	24/25	286	286
Opponents	10	10	4*	0	28/32	20/20	1+250	250

2-Pt Conversions: Cowboys 2-2 Opponents 0-4

a 22 yard fumble return vs. Indianapolis (9/15)

* Cox fumble recovery in end zone @ Chicago (9/2)

Hall 32 yard interception return @ Philadelphia (9/30)

Vincent 90 yard interception return vs. Philadelphia (11/3)

Wooten 54 fumble return @ N.Y. Giants (11/24)

+ Jett runs out of end zone for safety @ Philadelphia (9/30)

USUAL STARTERS

WR Kevin Williams (9)	LE Tony Tolbert
Deion Sanders (3)	LT Chad Hennings
LT Mark Tuinei	RT Leon Lett
LG Nate Newton	RE Shante Carter (7)
C Ray Donaldson	Charles Haley (5)
RG Larry Allen	Hurvin McCormack (3)
RT Erik Williams	LLB Broderick Thomas (8)
TE Eric Bjornson (10)	Randall Godfrey (6)
Tyji Armstrong (5)	MLB Fred Strickland
WR Michael Irvin (11)	RLB Darrin Smith
Deion Sanders (5)	LCB Kevin Smith
QB Troy Aikman	RCB Deion Sanders
RB Emmitt Smith	SS Darren Woodson
FB Darryl Johnston	FS Brock Marion (10)
K Chris Boniol	George Teague (6)
	P John Jett

Pro Bowlers in Bold

PASSING	ATT	COMP	YDS	PCT	AVG	ATT	TD	PCT	PCT	LG	SKS/YDS	RATING
Aikman	465	296	3,126	63.7	6.72	12	2.6	13	2.8	61	18/120	80.1
Wilson	18	8	79	44.4	4.39	0	0.0	1	5.6	20	1/7	34.3
Garrett	3	3	44	100.0	14.67	0	0.0	0	0.0	32	0/0	118.8
Sh. Williams	1	0	0	0.0	0.00	0	0.0	0	0.0	0	0/0	39.6
COWBOYS	487	307	3,249	63.0	6.67	12	2.5	14	2.9	61	19/127	78.6
Opponents	484	271	3,025	56.0	6.25	10	2.1	19	3.9	52	37/219	65.3

1998 ★ DALLAS COWBOYS STATISTICS ★ 1998

FIRST PLACE, NFC EAST HEAD COACH: CHAN GAILEY

PRESEASON (0-5)			
Date	W/L	Score	Opponent
8/1	L	19-20	SEATTLE
8/8	L	3-16	OAKLAND
8/17	L	3-21	@ Mex. City
8/22	L	14-22	@ St. Louis
8/27	L	20-42	@ Jacksonville
REGULAR SEASON (10-6)			
9/6	W	38-10	ARIZONA
9/13	L	23-42	@ Denver
9/21	W	31-7	@ N.Y. Giants
9/27	L	12-13	OAKLAND
10/4	W	31-10	@ Washington
10/11	W	27-20	CAROLINA
10/18	L	12-13	@ Chicago
10/25			- Bye -
11/2	W	34-0	@ Philadelphia
11/8	W	16-6	N.Y. GIANTS
11/15	W	35-28	@ Arizona
11/22	W	30-22	SEATTLE
11/26	L	36-46	MINNESOTA
12/6	L	3-22	@ New Orleans
12/13	L	17-20	@ Kansas City
12/20	W	13-9	PHILADELPHIA
12/27	W	23-7	WASHINGTON
1998 NFC WILD CARD GAME			
1/2/99	L	7-20	ARIZONA

RUSHING	ATT	YDS	AVG	LG	TD
E. Smith	319	1,332	4.2	32	13
Warren	59	291	4.9	49	4
S. Williams	64	220	3.4	24	1
Aikman	22	69	3.1	23	2
Gowin	1	33	33.0	33	0
Johnston	8	17	2.1	6	0
B. Davis	4	15	3.8	8	0
Garrett	11	14	1.3	5	0
Ogden	1	12	12.0	12	0
Mills	3	9	3.0	5	0
Bjornson	1	7	7.0	7	1
Irvin	1	1	1.0	1	0
Quinn	5	-6	-1.2	-1	0
COWBOYS	499	2,014	4.0	49	21
Opponents	401	1,619	4.0	63	10

PUNT RETURNS	NO	FC	YDS	AVG	LG	TD
Sanders	24	8	375	15.6	69	2
Hughes	10	3	93	9.3	35	0
Warren	2	1	11	5.5	6	0
Mathis	2	1	3	1.5	5	0
K. Smith	1	0	11	11.0	11	0
COWBOYS	39	13	493	12.6	69	2
Opponents	34	13	210	6.2	18	0

KICKOFF RETURNS	NO	YDS	AVG	LG	TD
Mathis	25	621	24.8	42	0
Hughes	11	274	24.9	36	0
Warren	5	90	18.0	23	0
S. Williams	4	103	25.8	40	0
Ogden	3	65	21.7	28	0
Sanders	1	16	16.0	16	0
LaFleur	1	12	12.0	12	0
B. Davis	1	10	10.0	10	0
COWBOYS	51	1,191	23.4	42	0
Opponents	69	1,274	18.5	44	0

SCORE BY QUARTERS	1	2	3	4	OT	T
COWBOYS	72	124	80	105	-	381
Opponents	77	82	66	50	-	275

FIELD GOALS	11-19	20-29	30-39	40-49	50+
Cunningham	1-1	9-9	8-11	10-11	1-3
COWBOYS	1-1	9-9	8-11	10-11	1-3
Opponents	0-0	6-6	5-5	3-6	2-2

TEAM STATISTICS	DALLAS	OPP
FIRST DOWNS	308	276
Rushing	125	84
Passing	154	162
Penalty	29	30
Third Down-Made/Att.	76/206	71/210
Third Down Efficiency	36.9	33.8
Fourth Down-Made/Att.	8/12	5/20
TOTAL NET YARDS	5,450	5,164
Avg. Per Game	340.6	322.8
Total Plays	992	988
Avg. Per Play	5.5	5.2
NET YARDS RUSHING	2,014	1,619
Avg. Per Game	125.9	101.2
Total Rushes	499	401
Avg. Per Rush	4.0	4.0
NET YARDS PASSING	3,436	3,545
Avg. Per Game	214.8	221.6
Sacked/Yards Lost	19/110	34/222
Gross Yards	3,546	3,767
Attempts/Completions	474/279	553/290
Pct. of Completions	58.9	52.4
Had Intercepted	8	14
PUNTS/AVERAGE	78/42.8	85/42.4
Net Punting Average	36.6	35.0
PUNT RET./AVG.	39/12.6	34/6.2
KICKOFF RET./AVG.	51/23.4	69/18.5
INT./AVG. RET.	14/17.9	8/15.1
PENALTIES/YARDS	128/1,108	120/917
FUMBLES/BALL LOST	18/7	23/12
TOUCHDOWNS	42	32
Rushing	21	10
Passing	17	21
Returns	4	1
EXTRA POINT/ATTEMPTS	40/42	31/32
Kicking Made-Attempts	40/40	29/30
Passing Made-Attempts	0/2	1/1
Rushing Made-Attempts	0/0	1/1
FIELD GOALS/ATTEMPTS	29/35	16/19
AVG TIME OF POSS.	31:50	28:10

RECEIVING	NO	YDS	AVG	LG	TD
Irvin	74	1,057	14.3	51	1
B. Davis	39	691	17.7	80	3
Mills	28	479	17.1	43	4
E. Smith	27	175	6.5	24	2
LaFleur	20	176	8.8	24	2
Jeffers	18	330	18.3	67	2
Johnston	18	60	3.3	9	1
Bjornson	15	218	14.5	43	1
Warren	13	66	5.1	15	1
S. Williams	11	104	9.5	30	0
Ogden	8	63	7.9	12	0
Sanders	7	100	14.3	55	0
Clay	1	27	27.0	27	0
COWBOYS	279	3,546	12.7	80	17
Opponents	290	3,767	13.0	89	21

INTERCEPTIONS	NO	YDS	AVG	LG	TD
Sanders	5	153	30.6	71	1
K. Smith	2	31	15.5	22	0
Mathis	2	0	0.0	0	0
Wheaton	1	41	41.0	41	0
Coakley	1	18	18.0	18	0
Reese	1	6	6.0	6	0
Woodson	1	1	1.0	1	0
Godfrey	1	0	0.0	0	0
COWBOYS	14	250	17.9	71	1
Opponents	8	121	15.1	30	1

PUNTING	NO	YDS	AVG	TD	BL	NET
Gowin	77	3,342	43.4	14	31	65
COWBOYS	78	3,342	42.8	14	31	65
Opp.	85	3,604	42.4	7	22	65

USUAL STARTERS

WR Billy Davis	LE Kavika Pittman
LT Larry Allen	LT Leon Lett
LG Nate Newton	RT Chad Hennings
C Clay Shiver (9)	RE Greg Ellis
Michael Kiselek (7)	LLB Randall Godfrey
RG Flozell Adams (10)	MLB Fred Strickland
Everett McIver (6)	RLB Dexter Coakley
RT Erik Williams	LCB Kevin Smith (12)
TE David LaFleur	Kevin Mathis (4)
WR Michael Irvin	RCB Deion Sanders (11)
QB Troy Aikman (11)	Charlie Williams (3)
Jason Garrett (5)	SS Omar Woodson
RB Emmitt Smith	FS Omar Stoutmire (12)
FB Daryl Johnston	George Teague (4)
K Richie Cunningham	P Toby Gowin

Pro Bowlers in Bold

Cunningham: (25), (30,54,26), (40,38M), (40,37M), (42), (27,55M,38), (23,23), (33,25), (37,38M,40), (19), (47,44,28), (30,46,47), (33), (32), (51M,42,41), (49M,34,23,26)

Opponents: (22), (.), (.), (30,48M,38), (31), (.), (22,29), (.), (32,23), (40B), (.), (45), (53,53), (24,43), (21,48M,41,39), (.)

SCORING	TD	DP	TR	DP	ZPI	FG	PAT	S	TP
Cunningham	0	0	0	0	0	29/35	40/40	0	127
E. Smith	13	2	0	0	0	0/0	0/0	0	90
Warren	4	1	0	0	0	0/0	0/0	0	30
Mills	0	4	0	0	0	0/0	0/0	0	24
B. Davis	0	3	0	0	0	0/0	0/0	0	18
Sanders	0	0	3a	0	0	0/0	0/0	0	18
Aikman	2	0	0	0	0	0/0	0/0	0	12
Bjornson	1	1	0	0	0	0/0	0/0	0	12
Jeffers	0	2	0	0	0	0/0	0/0	0	12
LaFleur	0	2	0	0	0	0/0	0/0	0	12
Wheaton	0	0	1b	0	0	0/0	1+ 8		
Irvin	0	1	0	0	0	0/0	0/0	6	
Johnston	0	1	0	0	0	0/0	0/0	6	
S. Williams	1	0	0	0	0	0/0	0/0	6	
COWBOYS	21	17	4	0	39/35	40/40	1	381	
Opponents	10	21	1*	2	16/19	29/30	1	275	

2-Pt Conversions: Cowboys 0-2; Opponents 2-2

a 59 yard punt return @ N.Y. Giants (9/21)
71 yard interception return @ N.Y. Giants (9/21)

69 yard punt return @ Philadelphia (11/2)

b 15 yard fumble return vs. Arizona (9/6)
+ tackled Araguz in end zone vs. Oakland (9/27)

* Adams 25 yard interception return vs. Seattle (11/22)

Aikman intentional grounding in end zone @ New Orleans. (12/6)

PASSING	ATT	COMP	YDS	PCT	ATT	AVG	PCT	TD	LG	SKS/YDS	RATING	
Aikman	315	187	2,330	59.4	7.40	12	3.8	5	1.6	67	9/58	88.5
Garrett	158	91	1,206	57.6	7.63	5	3.2	3	1.9	80	10/52	84.5
Quinn	1	1	10	100.0	10.00	0	0.0	0	0.0	10	0/0	108.3
COWBOYS	474	279	3,546	58.9	7.48	17	3.6	8	1.7	80	19/110	87.2
Opponents	553	290	3,767	52.4	6.81	21	3.8	14	2.5	89	34/222	76.3

1999 ★ DALLAS COWBOYS STATISTICS ★ 1999

SECOND PLACE, NFC EAST HEAD COACH: CHAN GALEY

PRESEASON (1-4)			
Date	W/L	Score	Opponent
8/9	L	17-20	Clev. @ Canton (OT) 25,156
8/15	L	3-10	@ Oakland 35,909
8/21	L	14-34	@ New England 50,816
8/29	W	22-12	DENVER 61,893
9/2	L	6-27	JACKSONVILLE 58,872
REGULAR SEASON (8-8)			
9/12	W	41-35	@ Wash. (OT) 79,237
9/20	W	24-7	ATLANTA 63,663
9/26			- Bye -
10/3	W	35-7	ARIZONA 64,169
10/10	L	10-13	@ Philadelphia 66,669
10/18	L	10-13	@ N.Y. Giants 78,204
10/24	W	38-20	WASHINGTON 64,377
10/31	L	24-34	@ Indianapolis 56,860
11/8	L	17-27	@ Minnesota 64,111
11/14	W	27-13	GREEN BAY 64,634
11/21	L	9-13	@ Arizona 72,015
11/25	W	20-0	MIAMI 64,328
12/5	L	6-13	@ New England 58,444
12/12	W	20-10	PHILADELPHIA 64,086
12/19	L	21-22	N.Y. JETS 64,271
12/24	L	24-31	@ New Orleans 47,835
12/30	W	26-18	N.Y. GIANTS 63,767
1999 NFC Wild Card Game			
1/9/00	L	10-27	@ Minnesota 64,056

TEAM STATISTICS	DALLAS	OPP
FIRST DOWNS	295	266
Rushing	129	81
Passing	139	151
Penalty	27	34
Third Down-Made/Att	77/129	71/221
Third Down Efficiency	35.2	32.1
Fourth Down-Made/Att	6/17	4/9
TOTAL NET YARDS	5,178	4,840
Avg. Per Game	323.6	302.5
Total Plays	1,024	997
Avg. Per Play	5.1	4.9
NET YARDS RUSHING	2,051	1,442
Avg. Per Game	128.2	90.1
Total Rushes	493	417
Avg. Per Rush	4.2	3.5
NET YARDS PASSING	3,127	3,398
Avg. Per Game	195.4	212.4
Sacked/Yards Lost	24/151	35/217
Gross Yards	3,278	3,615
Attempts/Completions	507/295	545/297
Pct. of Completions	58.2	54.5
Had Intercepted	13	24
PUNTS/AVERAGE	81/43.2	93/41.2
Net Punting Average	35.7	34.2
PUNT RET./AVG.	41/10.7	43/10.7
KICKOFF RET./AVG.	58/23.7	62/20.3
INT./AVG. RET.	24/18.4	13/7.7
PENALTIES/YARDS	136/1,196	107/862
FUMBLE/BALL LOST	22/10	23/9
TOUCHDOWNS	42	28
Rushing	16	6
Passing	20	19
Returns	6	3
EXTRA POINT/ATTEMPTS	41/41	27/28
Kicking Made-Attempts	41/41	24/24
Passing Made-Attempts	0/0	1/1
Rushing Made-Attempts	0/0	2/3
FIELD GOALS/ATTEMPTS	19/31	26/33
AVG TIME OF POSS.	31:51	28:09

RUSHING	ATT	YDS	AVG	LG	TD
E. Smith	329	1,397	4.2	63t	11
Warren	99	403	4.1	25	2
Ismail	13	110	8.5	27t	1
Chancey	14	57	4.1	11	0
Thomas	8	35	4.4	10	0
Bjornson	1	20	20.0	20t	1
Garrett	6	12	2.0	9	0
Aikman	21	10	0.5	7	1
Tucker	1	8	8.0	8	0
Mills	1	-1	-1.0	-1	0
COWBOYS	493	2,051	4.2	63t	16
Opponents	417	1,442	3.5	37	6

RECEIVING	NO	YDS	AVG	LG	TD
Ismail	80	1,097	13.7	76t	6
LaFleur	35	322	9.2	25	7
Warren	34	224	6.6	24	0
Mills	30	325	10.8	36	0
E. Smith	27	119	4.4	14t	2
Tucker	23	439	19.1	90t	2
Ogden	12	144	12.0	25	0
Irvin	10	167	16.7	37t	3
Bjornson	10	131	13.1	32	0
Thomas	10	64	6.4	13	0
McCarthy	7	70	10.0	18	0
Brazzell	5	114	22.8	53	0
Lucky	5	25	5.0	8	0
Sanders	4	24	6.0	9	0
Lester	2	9	4.5	6	0
Johnston	1	4	4.0	4	0
COWBOYS	295	3,278	11.1	90t	20
Opponents	297	3,615	12.2	71	19

INTERCEPTIONS	NO	YDS	AVG	LG	TD
Coakley	4	119	29.8	46t	1
Teague	3	127	42.3	95t	2
Reese	3	28	9.3	24	0
Sanders	3	2	0.7	2	0
Hawthorne	3	-2	-0.7	0	0
Hambrick	2	44	22.0	25	0
Woodson	2	5	2.5	5	0
Ellis	1	87	87.0	87t	1
K. Smith	1	16	16.0	16	0
Godfrey	1	10	10.0	10	0
Nguyen	1	6	6.0	6	0
COWBOYS	24	442	18.4	95t	4
Opponents	13	100	7.7	30	0

USUAL STARTERS

WR	Raghib Ismail	LE	Kavita Pittman
LT	Flozell Adams	LT	Alonzo Spellman
LG	Larry Allen (11)	RT	Chad Hennings
	Solomon Page (5)	RE	Greg Ellis
CG	Mark Stepnoski	LLB	Darren Hambrick
RC	Everett McIver	MLB	Randall Godfrey
RT	Erik Williams	RLB	Dexter Coakley
TE	David LaFleur	LCB	Kevin Smith (8)
WR	Ernie Mills (5)		Kevin Mathis (4)
	Michael Irvin (4)	RCB	Deion Sanders (14)
	Jason Tucker (3)		Charlie Williams (2)
QB	Troy Aikman	SS	Darren Woodson
RB	Emmitt Smith	FS	George Teague
FB	Robert Thomas	P	Toby Gowin
K	Richie Cunningham (12)		
	Eddie Murray (4)		

Pro Bowlers in Bold

PUNTING	NO	YDS	AVG	TB/IN20	LG	BL	NET
Gowin	81	3,500	43.2	10	24	64	0 35.1
COWBOYS	81	3,500	43.2	10	24	64	0 35.1
Opp.	93	3,836	41.2	11	17	59	1 34.2

PUNT RETURNS	NO	FC	YDS	AVG	LG	TD
Sanders	30	1	344	11.5	76	1
Tucker	4	2	52	13.0	41	0
Ogden	4	2	28	7.0	10	0
McCarthy	3	4	16	5.3	9	0
COWBOYS	41	9	440	10.7	76	1
Opponents	43	14	459	10.7	85t	1

KICKOFF RETURNS	NO	YDS	AVG	LG	TD
Tucker	22	613	27.9	79	0
Mathis	18	408	22.7	37	0
Ogden	12	252	21.0	29	0
Sanders	4	87	21.8	31	0
Noble	1	9	9.0	9	0
Coakley	1	3	3.0	3	0
COWBOYS	58	1,372	23.7	79	0
Opponents	62	1,259	20.3	32	0

SCORE BY QUARTERS	1	2	3	4	OT	T
COWBOYS	87	92	80	87	6	352
Opponents	28	56	76	116	0	276

FIELD GOALS	11-19	20-29	30-39	40-49	50+
Cunningham	0-0	4-6	5-6	3-9	0-1
Murray	0-0	3-3	3-4	1-2	0-1
COWBOYS	0-0	7-9	8-10	4-11	0-1
Opponents	0-0	8-8	11-11	7-13	0-1

SCORING	TDR	TDP	TDR1	2Pt	FG	PAT	SP
E. Smith	11	2	0	0	0/0	0/0	78
Cunningham	0	0	0	0	12/22	31/31	67
Ismail	1	6	0	0	0/0	0/0	42
LaFleur	0	7	0	0	0/0	0/0	42
Murray	0	0	0	0	7/9	10/10	31
Irvin	0	3	0	0	0/0	0/0	18
Ellis	0	0	2a	0	0/0	0/0	12
Teague	0	0	2b	0	0/0	0/0	12
Tucker	0	2	0	0	0/0	0/0	12
Warren	2	0	0	0	0/0	0/0	12
Aikman	1	0	0	0	0/0	0/0	6
Bjornson	1	0	0	0	0/0	0/0	6
Coakley	0	0	1c	0	0/0	0/0	6
Sanders	0	0	1d	0	0/0	0/0	6
Hambrick	0	0	0	0	0/0	0/0	+ 2
COWBOYS	16	20	6	0	19/31	41/41	1 352
Opponents	6	19	3*	0	26/33	24/24	0 276

- 2-Pt Conversions: Cowboys 0-0; Opponents 3-4
- a 87 yard interception return vs. Atlanta (9/20)
- b 98 yard fumble return vs. Arizona (10/3)
- c 32 yard interception return vs. Arizona (10/3)
- d 95 yard interception return vs. Green Bay (11/14)
- e 46 yard interception return vs. Miami (11/25)
- f 70 yard punt return vs. Washington (10/24)
- + Forced punter out of end zone @ Arizona (11/21)
- * Barber 85-yard punt return @ N.Y. Giants (10/18)
- Wilkins fumble recovery in end zone @ Indianapolis (10/31)
- Weary 58 yard fumble return @ N.O. (12/24)

PASSING	ATT	COMP	YDS	PCT	AVG	TD	PCT	PCT	LG	SKS/YDS	RATING	
Aikman	442	263	2,964	59.5	6.71	17	3.8	12	27	90t	19/130	81.1
Garrett	64	32	314	50.0	4.90	3	4.7	1	1.6	37t	5/21	73.3
Sanders	1	0	0	0.0	0.00	0	0.0	0	0.0	0	0/0	39.6
COWBOYS	507	295	3,278	58.2	6.47	20	3.9	13	2.6	90t	24/151	80.0
Opponents	545	297	3,615	54.5	6.63	19	3.5	24	4.4	71	35/217	68.4

2000 ★ DALLAS COWBOYS STATISTICS ★ 2000

FOURTH PLACE, NFC EAST HEAD COACH: DAVE CAMPO

PRESEASON (0-5)

Date	W/L	Score	Opponent	Att.
7/30	L	10-38	PITTSBURGH	56,391
8/5	L	9-20	Atlanta @ Tokyo	42,178
8/13	L	20-21	OAKLAND	56,878
8/19	L	23-36	@ Denver	76,632
8/24	L	17-24	ST. LOUIS	57,261

REGULAR SEASON (5-11)

9/3	L	14-41	PHILADELPHIA	62,872
9/10	L	31-32	@ Arizona	66,009
9/18	W	27-21	@ Washington	84,431
9/24	L	24-41	SAN FRANCISCO	64,127
10/1	W	16-13	@ Carolina (OT)	73,310
- Bye -				
10/15	L	14-19	@ N.Y. Giants	78,189
10/22	W	48-7	ARIZONA	62,981
10/29	L	17-23	PHILADELPHIA (OT)	63,554
11/5	L	13-16	@ Philadelphia (OT)	65,636
11/12	W	23-6	CINCINNATI	62,170
11/19	L	0-27	@ Baltimore	69,416
11/23	L	15-27	MINNESOTA	63,878
12/3	L	7-27	@ Tampa Bay	65,621
12/10	W	32-13	WASHINGTON	63,467
12/17	L	13-17	N.Y. GIANTS	61,311
12/25	L	0-31	@ Tennessee	68,498

TEAM STATISTICS

	DALLAS	OPP
FIRST DOWNS	276	309
Rushing	116	137
Passing	128	145
Penalty	32	27
Third Down-Made/Att	70/195	84/208
Fourth Down Efficiency	35.9	40.4
Fourth Down-Made/Att	10/18	8/18
TOTAL NET YARDS	4,475	5,329
Avg. Per Game	279.7	333.1
Total Plays	943	1,021
Avg. Per Play	4.7	5.2
NET YARDS RUSHING	1,953	2,636
Avg. Per Game	122.1	164.8
Total Rushes	463	538
Avg. Per Rush	4.2	4.9
NET YARDS PASSING	2,522	2,693
Avg. Per Game	157.6	168.3
Sacked/Yards Lost	35/249	26/189
Gross Yards	2,771	2,882
Att./Completions	445/255	458/277
Completion Pct.	57.3	60.5
Had Intercepted	21	16
PUNTS/AVERAGE	68/41.9	70/40.5
Net Punting Avg.	35.4	33.3
PENALTIES/YARDS	108/963	108/999
FUMBLES/BALL LOST	31/18	23/9
TOUCHDOWNS	31	41
Rushing	15	17
Passing	14	20
Returns	2	4
EXTRA POINT/ATTEMPTS	29/31	37/40
Kicking Made-Attempts	27/27	37/37
Passing Made-Attempts	2/3	0/1
Rushing Made-Attempts	0/1	0/2
FIELD GOALS/ATTEMPTS	25/33	26/31
AVG TIME OF POSS.	28:40	31:20

RUSHING

	ATT	YDS	AVG	LG	TD
E. Smith	294	1,203	4.1	52	9
Warren	59	254	4.3	32t	2
Cunningham	23	89	3.9	19	1
Wiley	24	88	3.7	11	0
Ismail	8	73	9.1	37	0
Thomas	15	51	3.4	9	0
McGarity	6	49	8.2	22t	1
Tucker	4	42	10.5	17t	1
Wright	12	36	3.0	19	0
T. Hambrick	6	28	4.7	13	0
Coakley	1	26	26.0	26	0
Aikman	10	13	1.3	5	0
Seder	1	1	1.0	1t	1
COWBOYS	463	1,953	4.2	52	15
Opponents	538	2,636	4.9	70t	17

RECEIVING

	NO	YDS	AVG	LG	TD
McKnight	52	926	17.8	48	2
Harris	39	306	7.8	21	5
Warren	31	302	9.7	76t	1
Ismail	25	350	14.0	44	1
McGarity	25	250	10.0	25	0
Thomas	23	117	5.1	14	2
Wiley	14	72	5.1	15t	1
Tucker	13	126	9.7	18	0
LaFleur	12	109	9.1	19	1
E. Smith	11	79	7.2	19	0
Galloway	4	62	15.5	22	1
Hodges	4	60	15.0	20	0
Brazzell	2	12	6.0	10	0
COWBOYS	255	2,771	10.9	76t	14
Opponents	277	2,882	10.4	68t	19

INTERCEPTIONS

	NO	YDS	AVG	LG	TD
Sparks	5	59	11.8	43	0
Reese	6	60	30.0	46	0
Nguyen	2	31	15.5	24	0
Woodson	2	12	6.0	12	0
McNeil	2	4	2.0	4	0
Wortham	2	1	0.5	1	0
C. Williams	1	0	0.0	0	0
COWBOYS	16	167	10.4	46	0
Opponents	21	179	8.5	42	3

PUNTING

	NO	YDS	AVG	TB	IN20	LG	BL	NET
Knorr	58	2,485	42.8	8	12	60	0	35.8
Cantrell	10	367	36.7	0	3	40	0	33.3
COWBOYS	68	2,852	41.9	8	15	60	0	35.4
Opp.	70	2,838	40.5	7	22	63	0	33.3

PUNT RETURNS

	NO	FC	YDS	AVG	LG	TD
McGarity	30	9	353	11.8	64t	2
Tucker	4	5	9	2.3	8	0
Galloway	1	0	2	2.0	2	0
COWBOYS	35	14	364	10.4	64t	2
Opponents	29	18	282	9.7	54	0

KICKOFF RETURNS

	NO	YDS	AVG	LG	TD
Tucker	51	1,099	21.5	90	0
Wiley	13	303	23.3	38	0
LaFleur	2	21	10.5	13	0
Santiago	1	13	13.0	13	0
Goodrich	1	12	12.0	12	0
Noble	1	8	8.0	8	0
Larrimore	0	0	0.0	0	0
COWBOYS	69	1,456	21.1	90	0
Opponents	56	1,205	21.5	42	0

SCORE BY QUARTERS

	1	2	3	4	OT	T
COWBOYS	51	92	73	75	3	294
Opponents	61	101	84	106	9	361

FIELD GOALS

	11-19	20-29	30-39	40-49	50+
Seder	2-2	5-6	9-11	9-13	0-1
COWBOYS	2-2	5-6	9-11	9-13	0-1
Opponents	2-2	9-9	9-9	4-9	2-2

Seder: (34,38), (44), (32,38), (40), (27,45M,24), (1), (32,23), (19), (48,27), (39M,44M,43,35, 42,51M), (46M), (37,26M,43,36), (34M), (33,19,47M,20,43), (47,43), (1)
Opponents: (33,37), (19,54,35,51), (1), (38,47), (39,23), (24,20), (1), (42,49B), (40M, 34,34,32), (22,37), (25,47M,19), (49, 29), (28,25), (1), (45B,40M,44), (21)

SCORING

	TDR	TD	TPR	2Pt	FG	PAT	S	TP
Seder	1	0	0	0	25	33	27	2
E. Smith	9	0	0	0	0/0	0/0	0	54
Harris	0	5	0	1	0/0	0/0	0	32
McGarity	1	0	2a	0	0/0	0/0	0	18
Warren	2	1	0	0	0/0	0/0	0	18
McKnight	2	0	0	0	0/0	0/0	0	12
Thomas	0	2	0	0	0/0	0/0	0	12
Ismail	0	1	0	1	0/0	0/0	0	8
Cunningham	1	0	0	0	0/0	0/0	0	6
Galloway	0	1	0	0	0/0	0/0	0	6
LaFleur	0	1	0	0	0/0	0/0	0	6
Tucker	1	0	0	0	0/0	0/0	0	6
Wiley	0	1	0	0	0/0	0/0	0	6
Reese	0	0	0	0	0/0	0/0	1	2
COWBOYS	15	14	2	2	25/33	27/27	1	294
Opponents	17	20	4*	0	26/31	37/37	0	361

2-Pt Conversions: Cowboys 2-4; Opponents 0-3

- a 64-yard punt return @ Arizona (9/10);
- 59-yard punt return vs. Arizona (10/22)
- * Trotter 27-yard interception return vs. Philadelphia (9/3)
- Kelly 9 interception return @ Tampa Bay (12/3)
- Ford 30 fumble return @ Tennessee (12/25)
- Bulluck 8 interception return @ Tennessee (12/25)
- * Tackled punter in end zone @ Carolina (10/1)

USUAL STARTERS

WR	Raghib Ismail (9)	LE	Greg Ellis	
	Jason Tucker (7)	LT	Chad Hennings (8)	
LT	Flozell Adams	RT	Brandon Noble (8)	
LG	Larry Allen	RT	Leon Lett (7)	
C	Mark Stepanoski (11)	RE	Michael Myers (7)	
	Ben Fricke (5)	RE	Alonzo Spellman	
RG	Solomon Page	LLB	Darren Hambrick	
RT	Erik Williams	MLB	Barron Wortham (11)	
TE	David LaFleur (10)	OLB	Dat Nguyen (5)	
	Jackie Harris (6)	RLB	Dexter Coakley	
WR	James McKnight	RCB	Philippi Sparks (11)	
DB	Troy Aikman (11)	LCB	Kareem Larrimore (4)	
	Randal Cunningham (3)	RCB	Ryan McNeil	
RB	Ermitt Smith	SS	Darren Woodson (11)	
FB	Robert Thomas	FS	Greg Myers (5)	
K	Tim Seder	FS	George Teague (9)	
		P	Izell Reese (7)	
			P	Mich Knorr

Pro Bowlers in Bold

	PASSING	ATT	COMP	YDS	PCT	AVG	TD	TD	INT	PCT	INT	LG	SKS/YDS	RATING
Aikman	262	156	1,632	59.5	6.23	7	2.7	14	5.3	48	13/91	64.3		
Cunningham	125	74	849	59.2	6.79	6	4.8	4	3.2	76t	8/45	82.4		
Wright	53	22	237	41.5	4.47	0	0.0	3	5.7	46	12/92	31.7		
Stoerner	5	3	53	60.0	10.60	1	20.0	0	0.0	29	2/21	135.8		
COWBOYS	445	255	2,771	57.3	6.23	14	3.1	21	4.7	76t	35/249	66.6		
Opponents	458	277	2,882	60.5	6.29	20	4.4	16	3.5	68t	26/189	78.7		

2002 ★ DALLAS COWBOYS STATISTICS ★ 2002

FOURTH PLACE, NFC EAST HEAD COACH: DAVE CAMPO

PRESEASON (3-1)

Date	W/L	Score	Opponent	Att.
8/9	W	20-6	OAKLAND	61,836
8/17	W	19-16	@ Carolina	72,624
8/24	L	19-21	ATLANTA	62,942
8/29	W	28-25	@ Jacksonville	48,809

REGULAR SEASON (5-11)

Date	W/L	Score	Opponent	Att.
9/8	L	10-19	@ Houston	69,604
9/15	W	21-13	TENNESSEE	62,527
9/22	L	13-44	@ Philadelphia	65,537
9/29	W	13-10	@ St. Louis	66,165
10/6	L	17-21	N.Y. GIANTS	63,447
10/13	W	14-13	CAROLINA	61,773
10/20	L	6-9	@ Arizona (OT)	59,702
10/27	L	14-17	SEATTLE	63,854
11/3	L	7-9	@ Detroit	61,789
11/10			- Bye -	
11/17	L	3-20	@ Indianapolis	57,057
11/24	W	21-19	JACKSONVILLE	62,204
11/28	W	27-20	WASHINGTON	63,606
12/8	L	27-31	SAN FRANCISCO	64,097
12/15	L	7-37	@ N.Y. Giants	78,698
12/21	L	3-27	PHILADELPHIA	63,209
12/29	L	14-20	@ Washington	84,142

TEAM STATISTICS

	DALLAS	OPP
FIRST DOWNS	237	291
Rushing	87	90
Passing	129	178
Penalty	21	23
Third Down-Made/Att.	50/208	92/246
Third Down Efficiency	24.0%	37.4%
Fourth Down-Made/Att.	4/12	9/11
TOTAL NET YARDS	4,375	5,267
Avg. Per Game	273.4	329.2
Total Plays	948	1,079
Avg. Per Play	4.6	4.9
NET YARDS RUSHING	1,754	1,818
Avg. Per Game	109.6	113.6
Total Rushes	423	481
Avg. Per Rush	4.1	3.8
NET YARDS PASSING	2,621	3,449
Avg. Per Game	163.8	215.6
Sacked/Yards Lost	54/399	24/137
Good Yards	3,020	3,586
Attempts/Completions	471/252	574/334
Pct. of Completions	53.5	58.2
Had Intercepted	16	19
PUNTS/AVERAGE	113/40.4	94/41.4
Net Punting Average	33.0	36.0
PUNT RET./AVG.	39/8.3	58/11.0
KICKOFF RET./AVG.	68/22.4	48/22.8
INT./AVG. RET.	19/11.9	16/15.8
PENALTIES/YARDS	105/974	119/919
FUMBLES/BALL LOST	33/18	23/11
TOUCHDOWNS	26	35
Rushing	7	10
Passing	14	22
Returns	5	3
EXTRA POINTS/ATTEMPTS	25/26	34/35
TWO POINT CONV./ATTS.	0/0	0/0
FIELD GOALS/ATTEMPTS	12/19	27/38
AVG. TIME OF POSS.	28:04	31:56

SCORE BY QUARTERS

	1	2	3	4	OT	T
COWBOYS	23	47	51	96	0	217
Opp. Totals	55	103	48	120	3	329

RUSHING	ATT	YDS	AVG	LG	TD
Smith	254	975	3.8	30t	5
Hambrick	79	317	4.0	18	1
Wiley	22	168	7.6	46t	1
Carter	27	91	3.4	16	0
Hutchinson	18	74	4.1	18	0
Bryant	6	40	6.7	24	0
Galloway	4	31	7.8	21	0
Thomas	10	31	3.1	14	0
Swinton	1	23	23.0	23	0
D. Scott	1	14	14.0	14	0
Knorr	1	-10	-10.0	-10	0
COWBOYS	423	1,754	4.1	46t	7
Opponents	481	1,818	3.8	60	10

RECEIVING	NO	YDS	AVG	LG	TD
Galloway	61	908	14.9	80t	6
Bryant	44	733	16.7	78t	6
McGee	23	294	12.8	58	1
D. Scott	22	218	9.9	17t	1
Hambrick	21	99	4.7	14	0
Whalen	17	152	8.9	33	0
Smith	16	89	5.6	17	0
Rambo	14	211	15.1	47	0
Wiley	13	144	11.1	31	0
Thomas	12	80	6.7	23	0
Swinton	7	63	9.0	16	0
Lucky	1	22	22.0	22	0
McKie	1	7	7.0	7	0

COWBOYS	YDS	TD	
252	3,020	12.0	
Opponents	334	3,586	10.7

INTERCEPTIONS	NO	YDS	AVG	LG	TD
Ro.Williams	5	90	18.0	85t	2
Ross	5	17	3.4	12	0
Edwards	2	29	14.5	29	0
Coakley	1	52	52.0	52t	1
Hunter	1	16	16.0	16	0
Hawthorne	1	15	15.0	15	0
Glaver	1	7	7.0	7	0
Woodson	1	1	1.0	1	0
Ellis	1	0	0.0	0	0
Dixon	1	0	0.0	0	0

COWBOYS	NO	YDS
19	227	11.9
Opp. Totals	16	252

USUAL STARTERS

WR	Antonio Bryant	LE	Greg Ellis
LT	Riczell Adams	NT	Brandon Noble
LG	Larry Allen (3)	DT	La'Roi Glover
	Ross Tucker (7)	RE	Ebenezer Ekuban
C	Andro Gurode (6)	WLB	Dexter Coakley
	Tyson Walter (8)	MLB	Dat Nguyen (8)
RG	Kelvin Garmon (3)		Keith Adams (5)
	Solomon Page (5)	SLB	Kevin Hardy
	Andro Gurode (8)	RCB	Mano Edwards
RT	Solomon Page (10)	LCB	D. Hawthorne (4)
	Javier Collins (4)		Derek Ross (9)
TE	Tony McGee	SS	Darren Woodson (10)
	Wiley Galloway		Tony Dixon (6)
QB	Quincy Carter (7)	FS	Roy Williams
	Chad Hutchinson (9)	P	Micah Knorr (8)
RB	Ermitt Smith		Filip Filipovic (7)
FB	Robert Thomas		
K	Billy Cundiff		

Pro Bowlers in Bold

PUNTING	NO	YDS	AVG	TB	IN20	LG	BL	NET
Filipovic	65	2,640	40.6	6	14	60	1	31.5
Knorr	47	1,928	41.0	4	11	56	0	35.1
COWBOYS	112	4,568	40.4	10	25	60	1	33.0
Opponents	93	3,893	41.4	9	39	64	1	36.0

PUNT RETURNS	NO	FC	YDS	AVG	LG	TD
Swinton	19	9	141	7.4	26	0
Galloway	15	8	181	12.1	71	0
Rambo	5	2	3	0.6	4	0
COWBOYS	39	19	325	8.3	71	0
Opponents	58	20	637	11.0	52	0

KICKOFF RETURNS	NO	YDS	AVG	LG	TD
Swinton	28	697	24.9	100t	1
Dantzier	27	602	22.3	84t	1
Rambo	7	127	18.1	24	0
Wiley	4	62	15.5	27	0
Noble	2	33	16.5	17	0
COWBOYS	68	1,521	22.4	100t	2
Opp. Totals	48	1,095	22.8	47	0

FIELD GOALS	11-19	20-29	30-39	40-49	50+
Cundiff	0-0	3-3	5-7	4-8	0-1
COWBOYS	0-0	3-3	5-7	4-8	0-1
Opponents	0-0	5-7	10-11	9-14	3-6

Cundiff: (33.42M); (47.33); (35.48); (45M.32); (49M); (21.52M); (33M); (21.37M.42); (23.37.47M); (1); (42); (1)
Opponents: (42); (38.52); (51.20.32); (27.49M); (44M.50.44); (41.53M.23.28M.51M.40); (20); (42.44.43); (23M.48.42M.32); (41M.31); (36B); (44M.55M.47); (38.35.31); (32.39); (22.38)

SCORING	TDR	TD	TRP	ZPI	FG	PAT	S	TP
Cundiff	0	0	0	0	12/19	25/25	0	61
Bryant	0	6	0	0	0/0	0/0	0	36
Galloway	0	6	0	0	0/0	0/0	0	36
Smith	5	0	0	0	0/0	0/0	0	30
Ro.Williams	0	0	2c	0	0/0	0/0	0	12
Coakley	0	0	1a	0	0/0	0/0	0	6
Dantzier	0	0	1d	0	0/0	0/0	0	6
Hambrick	1	0	0	0	0/0	0/0	0	6
McGee	0	1	0	0	0/0	0/0	0	6
D. Scott	0	1	0	0	0/0	0/0	0	6
Swinton	0	0	1b	0	0/0	0/0	0	6
Wiley	1	0	0	0	0/0	0/0	0	6

COWBOYS	7	14	5	0	12/19	25/25	0	217
Opponents	10	22	3*	0	27/38	34/35	2#	329

2-Pt. Conversions: Cowboys 0-1, Opponents 0-0
a- 52-yard interception return vs. Tennessee (9/15)

b- 100-yard kickoff return @ Philadelphia (9/22)

c- 5-yard interception return vs. Washington (11/28)
85-yard interception return @ Washington (12/29)

d- 84-yard kickoff return vs. San Francisco (12/8/02)

* 50-yard Kenny Holmes fumble recovery @ N.Y. Giants (12/15)

80-yard Shawn Barber interception return vs. Philadelphia (12/21)

Lavar Arrington fumble recovery in endzone @ Washington (12/29)

Seth Payne sacked Quincy Carter in end zone @ Houston (9/8)

Rob Meier tackles Ross Tucker in end zone vs. Jacksonville (11/24)

	PASSING	ATT	COMP	YDS	PCT	AVG	TD	INT	PCT	PCT	LG	SKS/YDS	RATING
Hutchinson	250	127	1,555	50.8	6.22	7	2.8	8	3.2	58	34/265	66.3	
Carter	221	125	1,465	56.6	6.63	7	3.2	8	3.6	80t	19/130	72.3	
Wiley	0	0	0	0.0	0.00	0	0.0	0	0.0	0	0	1/4	
COWBOYS	471	252	3,020	53.5	6.41	14	3.0	16	3.4	80t	54/399	69.1	
Opp. Totals	574	334	3,586	58.2	6.25	22	3.8	19	3.3	65t	24/137	75.6	

2003 ★ DALLAS COWBOYS STATISTICS ★ 2003

STAFF PLAYERS 2006 SEASON RECORDS PLAYOFF RECORDS 2003 STATISTICS SIDELINES

SECOND PLACE, NFC EAST HEAD COACH: BILL PARCELLS

PRESEASON (2-2)				
Date	W/L	Score	Opponent	Att.
8/9	L	0-13	@ Arizona	23,838
8/15	W	34-6	HOUSTON	60,058
8/21	L	14-15	@ Pittsburgh	58,099
8/28	W	52-13	OAKLAND	53,078

REGULAR SEASON (10-6)				
Date	W/L	Score	Opponent	Att.
9/7	L	13-27	ATLANTA	64,104
9/15	W	35-32	@ N.Y. Giants (OT)	78,907
9/21	- Bye -			
9/28	W	17-6	@ New York Jets	77,863
10/5	W	24-7	ARIZONA	63,601
10/12	W	23-21	PHILADELPHIA	63,648
10/19	W	38-7	@ Detroit	61,160
10/26	L	0-16	@ Tampa Bay	65,602
11/2	W	21-14	WASHINGTON	64,002
11/9	W	10-6	BUFFALO	63,770
11/16	L	0-12	@ New England	68,436
11/23	W	24-20	CAROLINA	63,871
11/27	L	21-40	MIAMI	64,110
12/7	L	10-36	@ Philadelphia	69,773
12/14	W	27-0	@ Washington	70,284
12/21	W	19-3	N.Y. GIANTS	64,118
12/28	L	7-13	@ New Orleans	68,451

2003 NFC Wild Card Game				
1/3/04	L	10-29	@ Carolina	73,014

TEAM STATISTICS		
	DALLAS	OPP
FIRST DOWNS	286	228
Rushing	115	68
Passing	149	127
Penalty	22	33
Third Down-Made/Att.	68/241	69/227
Third Down Efficiency	36.5%	30.4%
Fourth Down-Made/Att.	4/12	7/15
TOTAL NET YARDS	5,161	4,056
Avg. Per Game	322.6	253.5
Total Plays	1,062	937
Avg. Per Play	4.9	4.3
NET YARDS RUSHING	1,999	1,425
Avg. Per Game	124.9	89.1
Total Rushes	515	413
Avg. Per Rush	3.9	3.5
NET YARDS PASSING	3,162	2,631
Avg. Per Game	197.6	164.4
Sacked/Yards Lost	37/185	32/189
Gross Yards	3,347	2,820
Attempts/Completions	510/294	492/239
Pct. of Completions	57.6	48.6
Had Intercepted	21	13
PUNTS/AVERAGE	95/38.9	105/42.6
Net Punting Average	34.6	37.5
PUNT RET./AVG.	51/7.6	34/6.7
KICKOFF RET./AVG.	60/21.5	66/21.9
INT./AVG. RET.	13/14.1	21/13.6
PENALTIES/YARDS	98/837	88/763
FUMBLES/BALL LOST	26/8	24/12
TOUCHDOWNS	31	28
Rushing	11	7
Passing	17	18
Returns	3	3
EXTRA POINTS/ATTEMPTS	30/31	23/26
TWO POINT CONV./ATTS.	0/0	2/2
FIELD GOALS/ATTEMPTS	23/29	21/23
AVG. TIME OF POSS.	32:34	27:26

RUSHING	ATT	YDS	AVG	LG	TD
Hambrick	275	972	3.5	42	5
Anderson	70	306	4.4	19	1
Carter	68	257	3.8	19	2
Cason	40	220	5.5	63	2
Murrell	28	107	3.8	17	0
Bickerstaff	19	56	2.9	9	1
Glenn	3	55	18.3	47	0
Galloway	4	22	5.5	10	0
Martin	4	7	1.8	3	0
Bryant	2	0	0.0	2	0
Hutchinson	2	-3	-1.5	-1	0

COWBOYS	515	1,999	3.9	63	11
Opponents	413	1,425	3.5	64	7

RECEIVING	NO	YDS	AVG	LG	TD
Anderson	69	493	7.1	37	4
Glenn	52	754	14.5	51	5
Bryant	39	550	14.1	54	2
Witten	35	347	9.9	36	1
Galloway	34	672	19.8	64	2
Campbell	20	195	9.8	23	1
Cason	17	142	8.4	28	0
Hambrick	17	99	5.8	13	0
Murrell	4	32	8.0	14	0
Smith	3	46	15.3	32	0
Martin	2	9	4.5	6	0
Robinson	2	8	4.0	5	2

COWBOYS	294	3,347	11.4	64	17
Opponents	239	2,820	11.8	76	18

INTERCEPTIONS	NO	YDS	AVG	LG	TD
Newman	4	23	5.8	25	0
Williams	2	69	34.5	39	0
Singleton	2	42	21.0	41	1
Edwards	1	27	27.0	27	1
Coakley	1	24	24.0	24	0
Hunter	1	0	0.0	0	0
Ross	1	0	0.0	0	0
Woodson	1	-2	-2.0	-2	0

COWBOYS	13	183	14.1	41	2
Opponents	21	285	13.6	70	1

SCORE BY QUARTERS						
COWBOYS	1	2	3	4	OT	T
COWBOYS	7	106	57	51	3	289
Opponents	52	69	70	69	0	260

USUAL STARTERS

WR	Joey Galloway	RE	Ebenezer Ekuban
LG	Flozell Adams	RT	La'Roi Glover
LT	Matt Allen	LT	Willie Blade
CB	Matt Lehr	LE	Greg Ellis
RG	Andre Gurode	SLB	Al Singleton
RT	Ryan Young (7)	MLB	Dat Nguyen
	Kurt Vollers (8)	WLB	Dexter Coakley
TE	Dan Campbell	LCB	Terence Newman
WR	Terry Glenn	RCB	Mario Edwards
QB	Quincy Carter	SS	Daren Woodson
RB	Troy Hambrick	FS	Roy Williams
FB	Richie Anderson	P	Toby Gowin
K	Billy Cundiff		

Pro Bowlers in Bold

PUNTING	NO	YDS	AVG	TB/IN20	LG	BL	NET
Gowin	94	3,665	39.0	8	25	59	0 34.9
Cundiff	1	32	32.0	1	0	32	0 12.0

COWBOYS	95	3,697	38.9	9	25	59	0 34.6
Opp.	105	4,471	42.6	7	33	60	0 37.5

PUNT RETURNS	NO	FC	YDS	AVG	LG	TD
Smith	30	212	7.1	13	46	0
Galloway	20	178	8.9	8	36	0
Swinton	1	0	0.0	3	0	0

COWBOYS	51	390	7.6	24	46	0
Opponents	34	227	6.7	26	19	0

KICKOFF RETURNS	NO	YDS	AVG	LG	TD
Smith	23	495	21.5	54	0
Ross	18	434	24.1	37	0
Cason	5	81	16.2	19	0
Bates	4	90	22.5	30	0
Swinton	3	65	21.7	25	0
Williams, Ra.	2	60	30.0	37	1
Galloway	2	38	19.0	22	0
Bickerstaff	2	24	12.0	15	0
Ogbogu	1	5	5.0	5	0

COWBOYS	60	1,292	21.5	54	1
Opponents	66	1,448	21.9	63	0

FIELD GOALS	11-19	20-29	30-39	40-49	50+
Cundiff	0-0	11-11	5-6	4-7	3-5

COWBOYS	0-0	11-11	5-6	4-7	3-5
Opponents	0-0	9-9	7-7	4-5	1-2

Cundiff: (33M); (37,49,53M,42,21,36,52,25); (26); (33,36); (51,22,28); (23); (41M); (1); (51); (1); (24,49M,44M); (1); (29); (50M,34,20); (24,42,21,49); (1)
Opponents (37,31); (30); (34,38); (1); (1); (24,26,50,48M); (1); (41,29); (23,26); (44,52M,34); (33,42); (22,21); (1); (45); (24,27)

SCORING	TDR	TOP	TDR1	2Pt	FG	PAT	ST
Cundiff	0	0	0	0	23/29	30/31	99
Anderson	1	4	0	0	0/0	0/0	30
Glenn	0	5	0	0	0/0	0/0	30
Hambrick	5	0	0	0	0/0	0/0	30
Bryant	0	2	0	0	0/0	0/0	12
Carter	2	0	0	0	0/0	0/0	12
Cason	2	0	0	0	0/0	0/0	12
Galloway	0	2	0	0	0/0	0/0	12
Robinson	0	2	0	0	0/0	0/0	12
Bickerstaff	1	0	0	0	0/0	0/0	6
Campbell	0	1	0	0	0/0	0/0	6
Edwards	0	0	1e	0	0/0	0/0	6
Singleton	0	0	1a	0	0/0	0/0	6
Williams, Ra.0	0	1d	0	0	0/0	0/0	6
Witten	0	1	0	0	0/0	0/0	6
Coleman	0	0	0	0	0/0	1c	2
Glover	0	0	0	0	0/0	1b	2

COWBOYS	11	17	3	0	23/29	30/31	289
Opponents	7	18	3*	2	21/23	23/26	1+260

2-Pt. Conversions: Cowboys 0-0, Opponents 2-5
a- 41-yard interception return at N.Y. Giants (9-15)
b- Sacked Jeff Blake in the endzone vs. Arizona (10-5)
c- Sacked Jeff Blake in the endzone vs. Arizona (10-5)
d- 38-yard kickoff return vs. Philadelphia (10/12)
e- 27-yard interception return at Detroit (10/19)
* 29-yard Ralph Brown interception return @ N.Y. Giants (9/15)
67-yard Dre Bly fumble return @ Detroit (10/19)
34-yard Jason Taylor fumble return vs. Miami (11/27)
+ Ball snapped through endzone @ Philadelphia (12/7)

PASSING	ATT	COMP	YDS	PCT	AVG	ATT	TD	PCT	INT	PCT	INT	LG	SKS/YDS	RATING
Carter	505	292	3,302	57.8	6.54	17	3.4	21	4.2	64	37/185	71.4		
Hutchinson	2	1	8	50.0	4.00	0	0.0	0	0.0	8	0/0	60.4		
Cason	1	1	37	100.0	37.0	0	0.0	0	0.0	37	0/0	118.8		
Anderson	1	0	0	0.0	0.0	0	0.0	0	0.0	0	0/0	39.6		
Glenn	1	0	0	0.0	0.0	0	0.0	0	0.0	0	0/0	39.6		
COWBOYS	510	294	3,347	57.6	6.56	17	3.3	21	4.1	64	37/185	71.4		
Opponents	492	239	2,820	48.6	5.73	18	3.7	13	2.6	76	32/189	67.6		

2004 ★ DALLAS COWBOYS STATISTICS ★ 2004

2004 SIDELINES STATISTICS
PLAYOFF RECORDS
RECORDS 2006 SEASON PLAYERS
STAFF

THIRD PLACE, NFC EAST HEAD COACH: BILL PARCELLS

PRESEASON (3-1)			
Date	W/L	Score	Opponent
8/14	L	0-18	@ Houston
8/21	W	21-20	@ Oakland
8/30	W	20-17	TENNESSEE
9/2	W	24-20	KANSAS CITY
REGULAR SEASON (6-10)			
9/12	L	17-35	@ Minnesota
9/19	W	19-12	CLEVELAND
9/27	W	21-18	@ Washington
10/3			- Bye -
10/10	L	10-26	N.Y. GIANTS
10/17	L	20-24	PITTSBURGH
10/24	L	20-41	@ Green Bay
10/31	W	31-21	DETROIT
11/7	L	3-26	@ Cincinnati
11/15	L	21-49	PHILADELPHIA
11/21	L	10-30	@ Baltimore
11/25	W	21-7	CHICAGO
12/6	W	43-39	@ Seattle
12/12	L	13-27	NEW ORLEANS
12/19	L	7-12	@ Philadelphia
12/26	W	13-10	WASHINGTON
1/2/05	L	24-28	@ N.Y. Giants

TEAM STATISTICS			DALLAS	OPP
FIRST DOWNS	296	297
Rushing	101	88
Passing	171	180
Penalty	24	29
Third Down-Made/Att	78/214	75/192
Third Down Efficiency	36.4	39.1
Fourth Down-Made/Att	9/17	2/7
TOTAL NET YARDS	5,197	5,285
Avg. Per Game	324.8	330.3
Total Plays	1,004	960
Avg. Per Play	5.2	5.5
NET YARDS RUSHING	1,769	1,764
Avg. Per Game	110.6	110.3
Total Rushes	449	425
Avg. Per Rush	3.9	4.2
NET YARDS PASSING	3,428	3,521
Avg. Per Game	214.3	220.1
Sacked/Yards Lost	36/208	33/197
Gross Yards	3,636	3,718
Attempts/Completions	519-308	502-310
Pct. of Completions	59.3	61.8
Had Intercepted	23	13
PUNTS/AVERAGE	76-42.3	78-41.8
Net Punting Average	35.1	35.8
PUNT RET./AVG.	44/8.9	39/10.5
KICKOFF RET./AVG.	78/20.6	62/17.5
INT./AVG. RET.	13/8.4	23/22.9
PENALTIES/YARDS	105-867	104-879
FUMBLES/BALL LOST	26-14	20-9
TOUCHDOWNS	33	49
Rushing	14	14
Passing	19	31
Returns	0	0
EXTRA POINTS/ATTEMPTS	31/31	44/45
TWO POINT CONV./ATTS	1/2	2/4
FIELD GOALS/ATTEMPTS	20/26	21/23
AVG. TIME OF POSS.	30:37	29:23

RUSHING	ATT	YDS	AVG	LG	TD
Jones, J.	197	819	4.2	53	7
George	132	432	3.3	24	4
Anderson	57	246	4.3	27	1
Lee	27	128	4.7	14	1
Testaverde	21	38	1.8	10	0
Coakley	1	33	33.0	33	0
Morgan	2	23	11.5	24	0
Johnson, K.	2	13	6.5	13	0
Williams, Ra.	1	13	13.0	13	0
Ward	1	11	11.0	11	0
Barnes	5	10	2.0	8	0
Henson	1	7	7.0	7	0
Copper	1	-1	-1.0	-1	0
Glenn	1	-3	-3.0	-3	0
COWBOYS	449	1,769	3.9	53	14
Opp. Totals	425	1,764	4.2	90	14

RECEIVING	NO	YDS	AVG	LG	TD
Witten	87	980	11.3	42	6
Johnson, K.	70	981	14.0	39	6
Anderson	26	207	8.0	28	0
Glenn	24	400	16.7	48	2
Morgan	22	260	11.8	53	0
Jones, J.	17	109	6.4	37	0
Bryant	16	266	16.6	48	0
Crayton	12	162	13.5	39	1
Barnes	10	59	5.9	14	1
George	9	83	9.2	28	0
Copper	7	84	12.0	22	1
Campbell	2	16	8.0	9	0
Williams, Ra.	2	2	1.0	11	2
Ward	1	5	5.0	5	0
Lee	1	4	4.0	4	0
Polite	1	4	4.0	4	0
COWBOYS	308	3,636	11.8	53	19
Opp. Totals	310	3,718	12.0	76	31

INTERCEPTIONS	NO	YDS	AVG	LG	TD
Newman	4	31	7.8	21	0
Nguyen	3	19	6.3	19	0
Williams, Ro.	2	53	26.5	33	0
Frazier	2	2	1.0	2	0
Hunter	1	2	2.0	2	0
Scott	1	2	2.0	2	0
COWBOYS	13	109	8.4	33	0
Opp. Totals	23	526	22.9	101	4

PUNTING	NO	YDS	AVG	TB	INT	LG	BL	NET
McBriar	75	3,182	42.4	7	22	68	0	35.1
Cundiff	1	34	34.0	0	1	34	0	34.0
COWBOYS	76	3,216	42.3	7	23	68	0	35.1
Opp. Totals	78	3,260	41.8	4	22	58	0	35.8

PUNT RETURNS	NO	FC	YDS	AVG	LG	TD
Frazier	24	229	9.5	9	55	0
Ward	14	114	8.1	6	13	0
Crayton	4	34	8.5	1	17	0
Newman	2	13	6.5	0	7	0
COWBOYS	44	390	8.9	16	55	0
Opp. Totals	39	410	10.5	16	43	0

KICKOFF RETURNS	NO	YDS	AVG	LG	TD
Lee	41	964	23.5	62	0
Copper	16	307	19.2	39	0
Reeves	13	199	15.3	27	0
Jones, N.	2	43	21.5	25	0
Thornton, B.	2	43	21.5	24	0
Morgan	2	25	12.5	19	0
Pierce	1	13	13.0	13	0
Lehr	1	9	9.0	9	0
COWBOYS	78	1,603	20.6	62	0
Opp. Totals	62	1,083	17.5	34	0

SCORE BY QUARTERS	1	2	3	4	OT	T
COWBOYS	63	82	72	76	-	293
Opponents	47	120	83	155	-	405

FIELD GOALS	11-19	20-29	30-39	40-49	50+
Cundiff	1-1	6-6	4-4	9-13	0-2
COWBOYS	1-1	6-6	4-4	9-13	0-2
Opponents	1-1	6-6	4-4	7-8	3-4
Cundiff:	(27);(30,49M);(1);(41,52M);(47,39);(46,24);(40);(24);(1);(19,41M);(52M);(39,49,47);(42M,34,41);(46M);(26,23);(40,24,45).				
Opponents:	(1);(45,23,49,22);(19);(31,51,47,26);(51);(26,40);(1);(35,47,45,30);(1);(50);(48M);(21);(39,44);(1);(25,57M);(1).				

SCORING	TDR	TP	TD	FG	PAT	S	TP
Cundiff	0	0	0	0	20/26	31/31	0
Jones, J.	7	0	0	0	0/0	0/0	42
Witten	0	6	0	0	0/0	0/0	38
Johnson, K.	0	6	0	0	0/0	0/0	36
George	4	0	0	0	0/0	0/0	24
Glenn	0	2	0	0	0/0	0/0	12
Robinson	0	2	0	0	0/0	0/0	12
Anderson	1	0	0	0	0/0	0/0	6
Barnes	0	1	0	0	0/0	0/0	6
Copper	0	1	0	0	0/0	0/0	6
Crayton	0	1	0	0	0/0	0/0	6
Lee	1	0	0	0	0/0	0/0	6
Testaverde	1	0	0	0	0/0	0/0	6
Team	0	0	0	0	0/0	0/0	2
COWBOYS	14	19	0	1	20/26	31/31	293
Opp. Totals	14	31	4#	2	21/23	44/45	405

2-Pt. Conversions: Team 1-2, Opponents 2-4
 * J. Gonzalez holding in end zone vs. Cleveland (9/19)
 # D. Bly 55-yard interception return vs. Detroit (10/31)

L. Sheppard 101-yard interception return vs. Philadelphia (11/15)
 C. Williams 44-yard interception return at Baltimore (11/21)
 R. McQuarters 45-yard interception return vs. Chicago (11/25)

USUAL STARTERS			
WR	Keyshawn Johnson	RE	Marcellus Wiley
LT	Flozell Adams	RT	La'Roi Glover
LG	Larry Allen	LE	Leonardo Carson
C	AJ Johnson	LE	Grag Ellis
RG	Andre Gurode	SLB	Al Singleton (12)
RT	Torrin Tucker (12)	SC	Scott Shanle (3)
	Kurt Vollers (3)	MLB	Dat Nguyen
TE	Jason Witten	WLB	Dexter Coakley
WR	Terry Glenn (6)	LCB	Terence Newman
	Quincy Morgan (7)	RCB	Pete Hunter (3)
QB	Vince Testaverde		Lance Frazier (8)
RB	Eddie George (8)	SS	Tony Dixon (7)
	Julius Jones (7)		Lynn Scott (9)
FB	Darian Barnes (10)	FS	Roy Williams
	Richie Anderson (3)	P	Mat McBriar
K	Billy Cundiff		

Pro Bowlers in Bold

Cowboys All-Time Results

All-Time Regular Season Record: 401-298-6

Playoff Record: 32-23

Preseason Record: 112-115-2

The Opponents

Arizona Cardinals (Dallas Leads Series 55-28-1)

Year	Site	Winner-Score	Att.
1960	St. Louis	St. Louis, 12-10	23,128
1961	Dallas	St. Louis, 31-17	20,500
1961	St. Louis	St. Louis, 31-13	15,384
1962	Dallas	St. Louis, 28-24	16,027
1962	St. Louis	St. Louis, 52-20	14,201
1963	Dallas	St. Louis, 34-7	36,432
1963	St. Louis	Dallas, 28-24	12,695
1964	Dallas	St. Louis, 16-6	36,605
1964	St. Louis	Dallas, 31-13	28,253
1965	St. Louis	St. Louis, 20-13	32,034
1965	Dallas	Dallas, 27-13	38,499
1966	St. Louis	Tie, 10-10	50,673
1966	St. Louis	Dallas, 31-17	76,965
1967	Dallas	Dallas, 46-21	68,787
1968	St. Louis	Dallas, 27-10	48,296
1969	Dallas	Dallas, 24-3	62,134
1970	St. Louis	St. Louis, 20-7	50,780
1970	Dallas	St. Louis, 38-0	69,323
1971	St. Louis	Dallas, 16-13	50,486
1971	Dallas	Dallas, 31-12	66,672
1972	Dallas	Dallas, 33-24	65,218
1972	St. Louis	Dallas, 27-6	49,787
1973	Dallas	Dallas, 45-10	64,729
1973	St. Louis	Dallas, 30-3	43,946
1974	St. Louis	St. Louis, 31-28	49,885
1974	Dallas	Dallas, 17-14	64,146
1975	Dallas	Dallas, 37-31 (OT)	52,417
1975	St. Louis	St. Louis, 31-17	49,701
1976	St. Louis	Dallas, 21-17	50,317
1976	Dallas	Dallas, 19-14	62,498
1977	St. Louis	Dallas, 30-24	50,129
1977	Dallas	St. Louis, 24-17	64,038
1978	Dallas	Dallas, 21-12	62,760
1978	St. Louis	Dallas, 24-21 (OT)	48,991
1979	St. Louis	Dallas, 22-21	50,855
1979	Dallas	Dallas, 22-13	64,300
1980	St. Louis	Dallas, 27-24	50,701
1980	Dallas	Dallas, 31-21	52,567
1981	Dallas	Dallas, 30-17	63,602
1981	St. Louis	St. Louis, 20-17	49,777
1982	St. Louis	Dallas, 24-7	50,705
1983	St. Louis	Dallas, 34-17	48,532
1983	Dallas	Dallas, 35-17	60,764
1984	Dallas	St. Louis, 31-20	61,438
1984	St. Louis	Dallas, 24-17	48,721
1985	St. Louis	St. Louis, 21-10	49,347
1985	Dallas	Dallas, 35-17	54,125
1986	St. Louis	Dallas, 31-7	49,077
1986	Dallas	Dallas, 37-6	60,756
1987	St. Louis	St. Louis, 24-13	47,241
1987	Dallas	Dallas, 21-16	36,788
1988	Phoenix	Dallas, 17-14	67,139
1988	Dallas	Phoenix, 16-10	42,196
1989	Dallas	Phoenix, 19-10	44,431
1989	Phoenix	Phoenix, 24-20	49,657
1990	Phoenix	Phoenix, 20-3	45,235
1990	Dallas	Dallas, 41-10	60,190
1991	Phoenix	Dallas, 17-9	68,814
1991	Dallas	Dallas, 27-7	61,190
1992	Dallas	Dallas, 31-20	62,575
1992	Phoenix	Dallas, 16-10	72,439
1993	Phoenix	Dallas, 17-10	73,025
1993	Dallas	Dallas, 20-15	64,224
1994	Dallas	Dallas, 38-3	64,518
1994	Arizona	Dallas, 28-21	71,023
1995	Dallas	Dallas, 34-20	64,560

1995	Arizona	Dallas, 37-13	72,394
1996	Dallas	Dallas, 17-3	64,096
1996	Arizona	Dallas, 10-6	70,763
1997	Arizona	Arizona, 25-22 (OT)	71,578
1997	Dallas	Dallas, 24-6	64,302
1998	Dallas	Dallas, 38-10	63,602
1998	Arizona	Dallas, 35-28	69,923
1998*	Dallas	Arizona, 20-7	62,969
1999	Dallas	Dallas, 35-7	64,169
1999	Arizona	Arizona, 13-9	72,015
2000	Arizona	Arizona, 32-31	66,009
2000	Dallas	Dallas, 48-7	62,981
2001	Dallas	Dallas, 17-3	63,114
2001	Arizona	Arizona, 17-10	48,883
2002	Arizona	Arizona, 9-6 (OT)	59,702
2003	Dallas	Dallas, 24-7	63,601
2005	Dallas	Dallas, 34-13	62,068
2006	Arizona	Dallas, 27-10	63,926

*NFC Wild Card Game

ARIZONA CARDINALS

2006 Results (5-11)

34	San Francisco	27
10	at Seattle	21
14	St. Louis	16
10	at Atlanta	32
20	Kansas City	23
23	Chicago (Mon.)	24
9	at Oakland	22
14	at Green Bay	31
10	Dallas	27
17	Detroit	10
26	at Minnesota	31
34	at St. Louis	20
27	Seattle	21
20	Denver	37
26	at San Francisco	20
20	at San Diego	27

2007 Schedule

9/10	at San Fran. (Mon)
9/16	Seattle
9/23	at Baltimore
9/30	Pittsburgh
10/7	at St. Louis
10/14	Carolina
10/21	at Washington
10/28	BYE
11/4	at Tampa Bay
11/11	Detroit
11/18	at Cincinnati
11/25	San Francisco
12/2	Cleveland
12/9	at Seattle
12/16	at New Orleans
12/23	Atlanta
12/30	St. Louis

Atlanta Falcons

(Dallas Leads Series, 15-8)

Year	Site	Winner-Score	Att.
1966	Atlanta	Dallas, 47-14	56,990
1967	Dallas	Dallas, 37-7	54,751
1969	Atlanta	Dallas, 24-17	54,833
1970	Dallas	Dallas, 13-0	53,611
1974	Atlanta	Dallas, 24-0	52,322
1976	Atlanta	Atlanta, 17-10	54,972
1978*	Dallas	Dallas, 27-20	60,388
1980*	Atlanta	Dallas, 30-27	60,022
1985	Dallas	Dallas, 24-10	57,941
1986	Dallas	Atlanta, 37-35	62,880
1987	Dallas	Atlanta, 21-10	40,103
1988	Dallas	Dallas, 26-20	39,702
1989	Atlanta	Atlanta, 27-21	55,285
1990	Atlanta	Atlanta, 26-7	50,097
1991	Dallas	Dallas, 31-27	60,962
1992	Atlanta	Dallas, 41-17	67,036
1993	Atlanta	Atlanta, 27-14	67,337
1995	Atlanta	Dallas, 28-13	70,089
1996	Dallas	Dallas, 32-28	64,091
1999	Dallas	Dallas, 24-7	63,663
2001	Atlanta	Atlanta, 20-13	69,101
2003	Dallas	Atlanta, 27-13	64,104
2006	Atlanta	Dallas, 38-28	71,102

*NFC Divisional Playoffs

continued

ATLANTA FALCONS

2006 Results (7-9)			2007 Schedule		
20	at Carolina	6	9/9	at Minnesota	
14	Tampa Bay	3	9/16	at Jacksonville	
3	at New Orleans (Mon.)	23	9/23	Carolina	
32	Arizona	10	9/30	Houston	
14	N.Y. Giants	27	10/7	at Tennessee	
41	Pittsburgh (OT)	38	10/15	N.Y. Giants (Mon)	
29	at Cincinnati	27	10/21	at New Orleans	
14	at Detroit	30	10/28	BYE	
13	Cleveland	17	11/4	San Francisco	
10	at Baltimore	24	11/11	at Carolina	
13	New Orleans	31	11/18	Tampa Bay	
24	at Washington	14	11/22	Indianapolis (Thu)	
17	at Tampa Bay	6	12/2	at St. Louis	
28	Dallas (Sat.)	38	12/10	New Orleans (Mon)	
3	Carolina	10	12/16	at Tampa Bay	
17	at Philadelphia	24	12/23	at Arizona	
			12/30	Seattle	

Baltimore Ravens
(Baltimore Leads Series 2-0)

Year	Site	Winner-Score	Att.
2000	Baltimore	Baltimore, 27-0	69,416
2004	Baltimore	Baltimore 30-10	69,924

BALTIMORE RAVENS

2006 Results (13-3)			2007 Schedule		
27	at Tampa Bay	0	9/10	at Cincinnati (Mon)	
28	Oakland	6	9/16	N.Y. Jets	
15	at Cleveland	14	9/23	Arizona	
16	San Diego	13	9/30	at Cleveland	
3	at Denver (Mon.)	13	10/7	at San Francisco	
21	Carolina	23	10/14	St. Louis	
35	at New Orleans	22	10/21	at Buffalo	
26	Cincinnati	20	10/28	BYE	
27	at Tennessee	26	11/5	at Pittsburgh (Mon)	
24	Atlanta	10	11/11	Cincinnati	
27	Pittsburgh	0	11/18	Cleveland	
7	at Cincinnati (Thu.)	13	11/25	at San Diego	
20	at Kansas City	10	12/3	New England (Mon)	
27	Cleveland	17	12/9	Indianapolis	
31	at Pittsburgh	7	12/16	at Miami	
19	Buffalo	7	12/23	at Seattle	
			12/30	Pittsburgh	

Buffalo Bills
(Dallas Leads Series, 6-3)

Year	Site	Winner-Score	Att.
1971	Buffalo	Dallas, 49-37	46,206
1976	Dallas	Dallas, 17-10	51,779
1981	Dallas	Dallas, 27-14	62,583
1984	Buffalo	Buffalo, 14-3	74,391
1992*	Pasadena	Dallas, 52-17	98,374
1993	Dallas	Buffalo, 13-10	63,226
1993**	Atlanta	Dallas, 30-13	72,817
1996	Buffalo	Buffalo, 10-7	78,098
2003	Dallas	Dallas, 10-6	63,770

2007 Oct. 8 at Buffalo

*Super Bowl XXVII, Jan. 31, 1993

**Super Bowl XXVIII, Jan. 30, 1994

BUFFALO BILLS

2006 Results (7-9)			2007 Schedule		
17	at New England	19	9/9	Denver	
16	at Miami	6	9/16	at Pittsburgh	
20	N.Y. Jets	28	9/23	at New England	
17	Minnesota	12	9/30	N.Y. Jets	
7	at Chicago	40	10/8	Dallas (Mon)	
6	at Detroit	20	10/14	BYE	
24	New England	28	10/21	Baltimore	
16	Green Bay	10	10/28	at N.Y. Jets	
24	at Indianapolis	17	11/4	Cincinnati	
24	at Houston	21	11/11	at Miami	
27	Jacksonville	24	11/18	New England	
31	San Diego	24	11/25	at Jacksonville	
21	at N.Y. Jets	13	12/2	at Washington	
21	Miami	0	12/9	Miami	
29	Tennessee	30	12/16	at Cleveland	
7	at Baltimore	19	12/23	N.Y. Giants	
			12/30	at Philadelphia	

Carolina Panthers
(Dallas Leads Series, 6-3)

Year	Site	Winner-Score	Att.
1996*	Carolina	Carolina, 26-17	72,808
1997	Dallas	Carolina, 23-10	63,251
1998	Dallas	Dallas, 27-20	64,181
2000	Carolina	Dallas, 16-13 (OT)	73,310
2002	Dallas	Dallas, 14-13	61,733
2003	Dallas	Dallas, 24-20	63,871
2003**	Carolina	Carolina, 29-10	73,014
2005	Carolina	Dallas, 24-20	73,436
2006	Carolina	Dallas, 35-14	73,682

2007 Dec. 22 at Carolina

**NFC Divisional Playoffs

**NFC Wild Card Playoffs

CAROLINA PANTHERS

2006 Results (8-8)			2007 Schedule		
6	Atlanta	20	9/9	at St. Louis	
13	at Minnesota (OT)	16	9/16	Houston	
26	at Tampa Bay	24	9/23	at Atlanta	
21	New Orleans	18	9/30	Tampa Bay	
20	Cleveland	12	10/7	at New Orleans	
23	at Baltimore	21	10/14	at Arizona	
14	at Cincinnati	17	10/21	BYE	
14	Dallas	35	10/28	Indianapolis	
24	Tampa Bay (Mon.)	10	11/4	at Tennessee	
15	St. Louis	0	11/11	Atlanta	
13	at Washington	17	11/18	at Green Bay	
23	at Philadelphia (Mon.)	27	11/25	New Orleans	
13	N.Y. Giants	27	12/2	San Francisco	
3	Pittsburgh	37	12/9	at Jacksonville	
10	at Atlanta	3	12/16	Seattle	
31	at New Orleans	21	12/22	Dallas (Sat)	
			12/30	at Tampa Bay	

Chicago Bears
(Dallas Leads Series, 12-8)

Year	Site	Winner-Score	Att.
1960	Chicago	Chicago, 17-7	39,951
1962	Dallas	Chicago, 34-33	12,692
1964	Chicago	Dallas, 24-10	47,527
1968	Chicago	Dallas, 34-3	46,667
1971	Chicago	Chicago, 23-19	55,049
1973	Chicago	Dallas, 20-17	55,701
1976	Dallas	Dallas, 31-21	61,346
1977*	Dallas	Dallas, 37-7	62,920
1979	Dallas	Dallas, 24-20	64,056
1981	Dallas	Dallas, 10-9	63,499
1984	Chicago	Dallas, 23-14	63,623
1985	Dallas	Chicago, 44-0	63,855
1986	Dallas	Chicago, 24-10	57,256
1988	Chicago	Chicago, 17-7	64,759
1991**	Chicago	Dallas, 17-13	62,594
1992	Dallas	Dallas, 27-14	63,101
1996	Chicago	Chicago, 22-6	63,076
1997	Dallas	Dallas, 27-3	64,082
1998	Chicago	Chicago, 13-12	59,201
2004	Dallas	Dallas, 21-7	64,026

2007 Sept. 23 at Chicago

**NFC Divisional Playoffs

**NFC First-Round Playoffs

CHICAGO BEARS

2006 Results (13-3)			2007 Schedule		
26	at Green Bay	0	9/9	at San Diego	
34	Detroit	7	9/16	Kansas City	
19	at Minnesota	16	9/23	Dallas	
37	Seattle	6	9/30	at Detroit	
40	Buffalo	7	10/7	at Green Bay	
24	at Arizona (Mon.)	23	10/14	Minnesota	
41	San Francisco	10	10/21	at Philadelphia	
13	Miami	31	10/28	Detroit	
30	at N.Y. Giants	20	11/4	BYE	
10	at N.Y. Jets	0	11/11	at Oakland	
13	at New England	17	11/18	at Seattle	
23	Minnesota	13	11/25	Denver	
42	at St. Louis (Mon.)	27	12/2	N.Y. Giants	
34	Tampa Bay (OT)	31	12/6	at Washington (Thu)	
26	at Detroit	21	12/17	at Minnesota (Mon)	
7	Green Bay	26	12/23	Green Bay	
			12/30	New Orleans	

Cincinnati Bengals (Dallas Leads Series, 5-4)

Year	Site	Winner-Score	Att.
1973	Dallas	Dallas, 38-10	58,802
1979	Dallas	Dallas, 38-13	63,179
1985	Cincinnati	Cincinnati, 50-24	56,936
1988	Dallas	Cincinnati, 38-24	37,865
1991	Dallas	Dallas, 35-23	63,275
1994	Cincinnati	Dallas, 23-20	57,096
1997	Cincinnati	Cincinnati, 31-24	60,043
2000	Dallas	Dallas, 23-6	62,170
2004	Cincinnati	Cincinnati, 26-3	65,721

CINCINNATI BENGALS

2006 Results (8-8)

23	at Kansas City	10
34	Cleveland	17
28	at Pittsburgh	20
13	New England	38
13	at Tampa Bay	14
14	Carolina	17
27	Atlanta	29
20	at Baltimore	26
41	San Diego	49
31	at New Orleans	16
30	at Cleveland	0
13	Baltimore (Thu.)	7
27	Oakland	10
16	at Indianapolis (Mon.)	34
23	at Denver	24
17	Pittsburgh	23

2007 Schedule

9/10	Baltimore (Mon)
9/16	at Cleveland
9/23	at Seattle
10/1	New England (Mon)
10/7	BYE
10/14	at Kansas City
10/21	N.Y. Jets
10/28	Pittsburgh
11/4	at Buffalo
11/11	at Baltimore
11/18	Arizona
11/25	Tennessee
12/2	at Pittsburgh
12/9	St. Louis
12/15	at San Fran. (Sat)
12/23	Cleveland
12/30	at Miami

Cleveland Browns (Cleveland Leads Series, 17-11)

Year	Site	Winner-Score	Att.
1960	Dallas	Cleveland, 48-7	28,500
1961	Cleveland	Cleveland, 25-7	43,638
1961	Dallas	Cleveland, 38-17	23,500
1962	Cleveland	Cleveland, 19-10	40,040
1962	Dallas	Dallas, 45-21	24,226
1963	Dallas	Cleveland, 41-24	28,710
1963	Cleveland	Cleveland, 27-17	55,096
1964	Cleveland	Cleveland, 27-6	72,062
1964	Dallas	Cleveland, 20-16	37,456
1965	Cleveland	Cleveland, 23-17	80,451
1965	Dallas	Cleveland, 24-17	76,251
1966	Cleveland	Cleveland, 30-21	84,721
1966	Dallas	Dallas, 26-14	80,259
1967	Cleveland	Dallas, 21-14	81,039
1967*	Dallas	Dallas, 52-14	70,786
1968	Dallas	Dallas, 28-7	68,733
1968*	Cleveland	Cleveland, 31-20	81,497
1969	Cleveland	Cleveland, 42-10	84,850
1969*	Dallas	Cleveland, 38-14	69,321
1970	Cleveland	Dallas, 6-2	75,458
1974	Dallas	Dallas, 41-17	48,754
1979	Cleveland	Cleveland, 26-7	80,123
1982	Dallas	Dallas, 31-14	46,267
1985	Dallas	Dallas, 20-7	61,456
1988	Cleveland	Cleveland, 24-21	77,683
1991	Cleveland	Dallas, 26-14	78,860
1994	Dallas	Cleveland, 19-14	64,826
2004	Dallas	Dallas, 19-12	63,119

*Eastern Conference Championship Game

CLEVELAND BROWNS

2006 Results (4-12)

14	New Orleans	19
17	at Cincinnati	34
14	Baltimore	15
24	at Oakland	21
12	at Carolina	20
7	Denver	17
20	N.Y. Jets	13
25	at San Diego	32
17	at Atlanta	13
20	Pittsburgh	24
0	Cincinnati	30
31	Kansas City	28
7	at Pittsburgh (Thu.)	27
17	at Baltimore	27
7	Tampa Bay	22
6	at Houston	14

2007 Schedule

9/9	Pittsburgh
9/16	Cincinnati
9/23	at Oakland
9/30	Baltimore
10/7	at New England
10/14	Miami
10/21	BYE
10/28	at St. Louis
11/4	Seattle
11/11	at Pittsburgh
11/18	at Baltimore
11/25	Houston
12/2	at Arizona
12/9	at N.Y. Jets
12/16	Buffalo
12/23	at Cincinnati
12/30	San Francisco

Denver Broncos (Series Tied at 5-5)

Year	Site	Winner-Score	Att.
1973	Denver	Dallas, 22-10	51,706
1977	Dallas	Dallas, 14-6	63,752
1978*	New Orleans	Dallas, 27-10	76,400
1980	Denver	Denver, 41-20	74,919
1986	Denver	Denver, 29-14	76,082
1992	Denver	Dallas, 23-27	74,946
1995	Dallas	Dallas, 31-21	64,578
1998	Denver	Denver, 42-23	75,013
2001	Dallas	Denver, 26-24	64,104
2005	Dallas	Denver, 24-21 (OT)	63,273

*Super Bowl XII, Jan. 15, 1978

DENVER BRONCOS

2006 Results (9-7)

10	at St. Louis	18
9	Kansas City	6
17	at New England	7
13	Baltimore (Mon.)	3
3	Oakland	13
17	at Cleveland	7
31	Indianapolis	34
31	at Pittsburgh	20
17	at Oakland	13
27	San Diego	35
10	at Kansas City (Thu.)	19
20	Seattle	23
20	at San Diego	48
37	at Arizona	20
24	Cincinnati	23
23	San Francisco (OT)	26

2007 Schedule

9/9	at Buffalo
9/16	Oakland
9/23	Jacksonville
3/30	at Indianapolis
10/7	San Diego
10/14	BYE
10/21	Pittsburgh
10/29	Green Bay (Mon)
11/4	at Detroit
11/11	at Kansas City
11/19	Tennessee (Mon)
11/25	at Chicago
12/2	at Oakland
12/9	Kansas City
12/13	at Houston (Thu)
12/24	at San Diego (Mon)
12/30	Minnesota

Detroit Lions (Dallas Leads Series 11-10)

Year	Site	Winner-Score	Att.
1960	Detroit	Detroit, 23-14	43,272
1963	Dallas	Dallas, 17-14	27,262
1968	Dallas	Dallas, 59-13	61,382
1970*	Dallas	Dallas, 5-0	73,167
1972	Dallas	Dallas, 28-24	65,378
1975	Detroit	Dallas, 36-10	79,784
1977	Dallas	Dallas, 37-0	63,160
1981	Detroit	Detroit, 27-24	79,694
1985	Detroit	Detroit, 26-21	72,985
1986	Detroit	Dallas, 31-7	73,812
1987	Detroit	Detroit, 27-17	45,325
1991	Detroit	Detroit, 34-10	74,906
1991*	Detroit	Detroit, 38-6	78,290
1992	Detroit	Dallas, 37-3	74,816
1994	Dallas	Detroit, 20-17 (OT)	64,102
2001	Detroit	Detroit, 15-10	77,512
2002	Detroit	Detroit, 7-9	61,789
2003	Detroit	Dallas, 38-7	61,160
2004	Dallas	Dallas, 31-21	63,616
2005	Dallas	Dallas, 20-7	62,670
2006	Dallas	Detroit, 31-39	63,008

2007 Dec. 9 at Detroit

*NFC Divisional Playoffs

DETROIT LIONS

2006 Results (13-3)

6	Seattle	9
7	at Chicago	34
24	Green Bay	31
34	at St. Louis	41
17	at Minnesota	26
20	Buffalo	17
24	at N.Y. Jets	31
30	Atlanta	14
13	San Francisco	19
10	at Arizona	17
10	Miami (Thu.)	27
21	at New England	28
20	Minnesota	30
9	at Green Bay	17
21	Chicago	26
39	at Dallas	31

2007 Schedule

9/9	at Oakland
9/16	Minnesota
9/23	at Philadelphia
9/30	Chicago
10/7	at Washington
10/14	BYE
10/21	Tampa Bay
10/28	at Chicago
11/4	Denver
11/11	at Arizona
11/18	N.Y. Giants
11/22	Green Bay (Thu)
12/2	at Minnesota
12/9	Dallas
12/16	at San Diego
12/23	Kansas City
12/30	at Green Bay

Green Bay Packers

(Dallas Leads Series, 14-12)

Year	Site	Winner-Score	Att.
1960	Green Bay	Green Bay, 41-7	32,294
1964	Dallas	Green Bay, 45-21	44,975
1965	Milwaukee	Green Bay, 13-3	48,311
1966*	Dallas	Green Bay, 34-27	75,504
1967*	Green Bay	Green Bay, 21-17	50,861
1968	Dallas	Green Bay, 28-17	74,604
1970	Dallas	Dallas, 16-3	67,182
1972	Milwaukee	Green Bay, 16-14	47,103
1975	Dallas	Green Bay, 19-17	64,934
1978	Milwaukee	Dallas, 42-14	55,256
1980	Milwaukee	Dallas, 28-7	54,776
1982**	Dallas	Dallas, 37-26	63,972
1984	Dallas	Dallas, 20-6	64,222
1989	Green Bay	Green Bay, 31-13	56,656
1989	Dallas	Green Bay, 20-10	41,265
1991	Milwaukee	Dallas, 20-17	53,695
1993	Dallas	Dallas, 36-14	63,568
1993S	Dallas	Dallas, 27-17	64,790
1994	Dallas	Dallas, 42-31	64,597
1994S	Dallas	Dallas, 35-9	64,745
1995	Dallas	Dallas, 34-24	64,806
1995#	Dallas	Dallas, 38-27	65,135
1996	Dallas	Dallas, 21-6	65,032
1997	Green Bay	Green Bay, 45-17	60,111
1999	Dallas	Dallas, 27-13	64,634
2004	Green Bay	Green Bay, 41-20	70,679

2007 Nov. 29 at Dallas
 #NFC Divisional Playoffs
 \$NFC Championship Game
 *NFL Championship Game
 **Super Bowl Tournament

GREEN BAY PACKERS

2006 Results (8-8)		2007 Schedule	
0	Chicago	26	9/9 Philadelphia
27	New Orleans	34	9/16 at N.Y. Giants
31	at Detroit	24	9/23 San Diego
9	at Philadelphia (Mon.)	31	9/30 at Minnesota
20	St. Louis	23	10/7 Chicago
34	at Miami	24	10/14 Washington
31	Arizona	14	10/21 BYE
10	at Buffalo	24	10/29 at Denver (Mon)
23	at Minnesota	17	11/4 at Kansas City
0	New England	35	11/11 Minnesota
24	at Seattle (Mon.)	34	11/18 Carolina
10	N.Y. Jets	38	11/22 at Detroit (Thu)
30	at San Francisco	19	11/29 at Dallas (Thu)
17	Detroit	9	12/9 Oakland
9	Minnesota (Thu.)	7	12/16 at St. Louis
26	at Chicago	7	12/23 at Chicago
			12/30 Detroit

Houston Texans

(Series Tied, 1-1)

Year	Site	Winner-Score	Att.
2002	Houston	Houston, 10-19	69,604
2006	Dallas	Dallas, 34-6	63,186

HOUSTON TEXANS

2006 Results (6-10)		2007 Schedule	
10	Philadelphia	24	9/9 Kansas City
24	at Indianapolis	43	9/16 at Carolina
15	Washington	31	9/23 Indianapolis
17	Miami	15	9/30 at Atlanta
6	at Dallas	34	10/7 Miami
27	Jacksonville	7	10/14 at Jacksonville
22	at Tennessee	28	10/21 Tennessee
10	at N.Y. Giants	14	10/28 at San Diego
13	at Jacksonville	20	11/4 at Oakland
21	Buffalo	24	11/11 BYE
11	at N.Y. Jets	26	11/18 New Orleans
23	at Oakland	14	11/25 at Cleveland
20	Tennessee	26	12/2 at Tennessee
7	at New England	40	12/9 Tampa Bay
27	Indianapolis	24	12/13 Denver (Thu)
14	Cleveland	6	12/23 at Indianapolis
			12/30 Jacksonville

Indianapolis Colts

(Dallas Leads Series, 8-6)

Year	Site	Winner-Score	Att.
1960	Dallas	Baltimore, 45-7	25,500
1967	Baltimore	Baltimore, 27-17	60,238
1969	Dallas	Dallas, 27-10	63,191
1970*	Miami	Baltimore, 16-13	80,055
1972	Baltimore	Dallas, 21-0	58,992
1976	Dallas	Dallas, 38-27	64,237
1978	Dallas	Dallas, 30-0	64,224
1981	Baltimore	Dallas, 37-13	54,871
1984	Dallas	Dallas, 22-3	58,724
1993	Indianapolis	Dallas, 27-3	60,453
1996	Dallas	Indianapolis, 25-24	63,021
1999	Indianapolis	Indianapolis, 34-24	56,860
2002	Indianapolis	Indianapolis, 3-20	57,057
2006	Dallas	Dallas, 21-14	63,207

*Super Bowl V, Jan. 17, 1971

INDIANAPOLIS COLTS

2006 Results (12-4)		2007 Schedule	
26	at N.Y. Giants	21	9/6 New Orleans (Thu)
43	Houston	24	9/16 at Tennessee
21	Jacksonville	14	9/23 at Houston
31	at N.Y. Jets	28	9/30 Denver
14	Tennessee	13	10/7 Tampa Bay
36	Washington	22	10/14 BYE
34	at Denver	31	10/22 at Jacksonville (Mon)
27	at New England	20	10/28 at Carolina
17	Buffalo	16	11/4 New England
14	at Dallas	21	11/11 at San Diego
45	Philadelphia	21	11/18 Kansas City
17	at Tennessee	20	11/22 at Atlanta (Thu)
17	at Jacksonville	44	12/2 Jacksonville
34	Cincinnati (Mon.)	16	12/9 Baltimore
24	at Houston	27	12/16 at Oakland
27	Miami	22	12/23 Houston
			12/30 Tennessee

Jacksonville Jaguars

(Series Tied, 2-2)

Year	Site	Winner-Score	Att.
1997	Dallas	Dallas, 26-22	64,464
2000	Dallas	Jacksonville, 23-17 (OT)	63,554
2002	Dallas	Dallas, 21-19	62,204
2006	Jacksonville	Jacksonville, 24-17	67,164

JACKSONVILLE JAGUARS

2006 Results (8-8)		2007 Schedule	
24	Dallas	17	9/9 Tennessee
9	Pittsburgh (Mon.)	0	9/16 Atlanta
14	at Indianapolis	21	9/23 at Denver
30	at Washington (OT)	36	9/30 BYE
41	N.Y. Jets	0	10/7 at Kansas City
7	at Houston	27	10/14 Houston
13	at Philadelphia	6	10/22 Indianapolis (Mon)
37	Tennessee	7	10/28 at Tampa Bay
10	Houston	13	11/4 at New Orleans
26	N.Y. Giants (Mon.)	10	11/11 at Tennessee
24	at Buffalo	27	11/18 San Diego
24	at Miami	10	11/25 Buffalo
44	Indianapolis	17	12/2 at Indianapolis
17	at Tennessee	24	12/9 Carolina
21	New England	24	12/16 at Pittsburgh
30	at Kansas City	35	12/23 Oakland
			12/30 at Houston

Kansas City Chiefs

(Dallas Leads Series, 5-3)

Year	Site	Winner-Score	Att.
1970	Kansas City	Dallas, 27-16	51,158
1975	Dallas	Kansas City, 34-31	63,539
1983	Dallas	Dallas, 41-21	64,103
1989	Kansas City	Kansas City, 36-28	76,841
1992	Dallas	Dallas, 17-10	64,115
1995	Dallas	Dallas, 24-12	64,901
1998	Kansas City	Kansas City, 20-17	77,697
2005	Dallas	Dallas, 31-28	63,432

continued

KANSAS CITY CHIEFS

2006 Results (9-7)

10	Cincinnati	23
6	at Denver	9
41	San Francisco	0
23	at Arizona	20
7	at Pittsburgh	45
30	San Diego	27
35	Seattle	28
31	at St. Louis	17
10	at Miami	13
17	Oakland	13
19	Denver (Thu.)	10
28	at Cleveland	31
10	Baltimore	20
9	at San Diego	20
35	at Oakland (Sat.)	9
	Jacksonville	30

2007 Schedule

9/9	at Houston
9/16	at Chicago
9/23	Minnesota
9/30	at San Diego
10/7	Jacksonville
10/14	Cincinnati
10/21	at Oakland
10/28	BYE
11/4	Green Bay
11/11	Denver
11/18	at Indianapolis
11/25	Oakland
12/2	San Diego
12/9	at Denver
12/16	Tennessee
12/23	at Detroit
12/30	at N.Y. Jets

1999\$	Minnesota	Minnesota, 27-10	64,056
2000	Dallas	Minnesota, 27-15	63,878
2004	Minnesota	Minnesota, 35-17	64,105

2007 Oct. 21 at Dallas
 SNFC Wild Card Game
 *NFC Divisional Playoff Game
 **NFC Championship Game

MINNESOTA VIKINGS

2006 Results (6-10)

19	at Washington (Mon.)	16
16	Carolina (OT)	13
16	Chicago	19
12	at Buffalo	17
26	Detroit	17
31	at Seattle	13
7	New England (Mon.)	31
3	at San Francisco	9
17	Green Bay	23
20	at Miami	24
31	Arizona	26
13	at Chicago	23
30	at Detroit	20
13	N.Y. Jets	26
7	at Green Bay (Thu.)	9
21	St. Louis	41

2007 Schedule

9/9	Atlanta
9/16	at Detroit
9/23	at Kansas City
10/7	Green Bay
10/14	BYE
10/21	at Chicago
10/28	Philadelphia
11/4	San Diego
11/11	at Green Bay
11/18	Oakland
11/25	at N.Y. Giants
12/2	Detroit
12/9	at San Francisco
12/17	Chicago (Mon)
12/23	Washington
12/30	at Denver

Miami Dolphins
 (Miami Leads Series, 7-4)

Year	Site	Winner-Score	Att.
1971*	N. Orleans	Dallas, 24-3	81,035
1973	Dallas	Miami, 14-7	64,100
1978	Miami	Miami, 23-16	69,414
1981	Dallas	Dallas, 28-27	64,221
1984	Miami	Miami, 28-21	74,139
1987	Dallas	Miami, 20-14	56,519
1989	Dallas	Miami, 17-14	56,044
1993	Dallas	Miami, 16-14	60,198
1996	Miami	Dallas, 29-10	75,283
1999	Dallas	Dallas, 20-0	64,328
2003	Dallas	Miami, 40-21	64,101

2007 Sept. 16 at Miami
 *Super Bowl VI, Jan. 16, 1972

MIAMI DOLPHINS

2006 Results (6-10)

17	at Pittsburgh (Thu.)	28
6	Buffalo	16
13	Tennessee	10
15	at Houston	17
10	at New England	20
17	at N.Y. Jets	20
24	Green Bay	34
31	at Chicago	13
13	Kansas City	10
24	Minnesota	20
27	at Detroit (Thu.)	10
10	Jacksonville	24
21	New England	0
0	at Buffalo	21
10	N.Y. Jets (Mon.)	13
22	at Indianapolis	27

2007 Schedule

9/9	at Washington
9/16	Dallas
9/23	at N.Y. Jets
9/30	Oakland
10/7	at Houston
10/14	at Cleveland
10/21	New England
10/28	N.Y. Giants (London)
11/4	BYE
11/11	Buffalo
11/18	at Philadelphia
11/26	at Pittsburgh (Mon)
12/2	N.Y. Jets
12/9	at Buffalo
12/16	Baltimore
12/23	at New England
12/30	Cincinnati

New England Patriots
 (Dallas Leads Series, 7-2)

Year	Site	Winner-Score	Att.
1971	Dallas	Dallas, 44-21	65,708
1975	New England	Dallas, 34-31	60,905
1978	Dallas	Dallas, 17-10	63,263
1981	New England	Dallas, 35-21	60,311
1984	Dallas	Dallas, 20-17	55,341
1987	New England	Dallas, 23-17 (OT)	60,567
1996	Dallas	Dallas, 12-6	64,578
1999	New England	New England, 13-6	58,444
2003	New England	New England, 12-0	68,436

2007 Oct. 14 at Dallas

NEW ENGLAND PATRIOTS

2006 Results (12-4)

19	Buffalo	17
24	at N.Y. Jets	17
7	Denver	17
38	at Cincinnati	13
20	Miami	10
28	at Buffalo	6
31	at Minnesota (Mon.)	7
20	Indianapolis	27
14	N.Y. Jets	17
35	at Green Bay	0
17	Chicago	13
28	Detroit	21
0	at Miami	21
40	Houston	7
24	at Jacksonville	21
40	at Tennessee	23

2007 Schedule

9/9	at N.Y. Jets
9/16	San Diego
9/23	Buffalo
10/1	at Cincinnati (Mon)
10/7	Cleveland
10/14	at Dallas
10/21	at Miami
10/28	Washington
11/4	at Indianapolis
11/11	BYE
11/18	at Buffalo
11/25	Philadelphia
12/3	at Baltimore (Mon)
12/9	Pittsburgh
12/16	N.Y. Jets
12/23	Miami
12/29	at N.Y. Giants (Sat)

Minnesota Vikings
 (Dallas Leads Series, 13-12)

Year	Site	Winner-Score	Att.
1961	Dallas	Dallas, 21-7	20,500
1961	Minnesota	Dallas, 28-0	33,070
1966	Dallas	Dallas, 28-17	64,116
1968	Dallas	Dallas, 20-7	47,644
1970	Minnesota	Minnesota, 54-13	47,900
1971*	Minnesota	Dallas, 20-12	49,100
1973**	Dallas	Minnesota, 27-10	64,524
1974	Dallas	Minnesota, 23-21	57,847
1975*	Minnesota	Dallas, 17-14	48,341
1977	Minnesota	Dallas, 16-10 (OT)	47,678
1977**	Dallas	Dallas, 23-6	61,968
1978	Dallas	Minnesota, 21-10	61,848
1979	Minnesota	Dallas, 36-20	47,572
1982	Minnesota	Minnesota, 31-27	60,007
1983	Minnesota	Dallas, 37-24	60,774
1987	Dallas	Minnesota, 44-38 (OT)	54,229
1988	Dallas	Minnesota, 43-3	57,830
1993	Minnesota	Dallas, 37-20	63,321
1995	Minnesota	Dallas, 23-17 (OT)	60,088
1996\$	Dallas	Dallas, 40-15	64,682
1998	Dallas	Minnesota, 46-36	64,366
1999	Minnesota	Minnesota, 27-17	64,111

New Orleans Saints
 (Dallas Leads Series, 14-8)

Year	Site	Winner-Score	Att.
1967	Dallas	Dallas, 14-10	52,562
1967	New Orleans	Dallas, 27-10	83,437
1968	New Orleans	Dallas, 17-3	84,728
1969	New Orleans	Dallas, 21-17	79,567
1969	Dallas	Dallas, 33-17	68,282
1971	New Orleans	New Orleans, 24-14	83,088
1973	Dallas	Dallas, 40-3	53,972
1976	New Orleans	Dallas, 24-6	61,413
1978	Dallas	Dallas, 27-7	57,920
1982	Dallas	Dallas, 21-7	64,506
1983	Dallas	Dallas, 21-20	62,136
1984	Dallas	Dallas, 30-27 (OT)	50,966
1988	New Orleans	New Orleans, 20-17	68,474
1989	New Orleans	New Orleans, 28-0	66,977
1990	Dallas	Dallas, 17-13	60,087

continued

1991	Dallas	Dallas, 23-14	64,530
1994	New Orleans	Dallas, 24-16	67,323
1998	New Orleans	New Orleans, 22-3	65,065
1999	New Orleans	New Orleans, 31-24	47,835
2003	New Orleans	New Orleans, 13-7	68,451
2004	Dallas	New Orleans, 27-13	64,056
2006	Dallas	New Orleans, 42-17	63,722

NEW ORLEANS SAINTS

2006 Results (10-6)		2007 Schedule	
19	at Cleveland	14	9/6 at Indianapolis (Thu)
34	at Green Bay	27	9/16 at Tampa Bay
23	Atlanta (Mon.)	3	9/24 Tennessee (Mon)
18	at Carolina	1	9/30 BYE
24	Tampa Bay	21	10/7 Carolina
27	Philadelphia	24	10/14 at Seattle
22	Baltimore	35	10/21 Atlanta
31	at Tampa Bay	14	10/28 at San Francisco
31	at Pittsburgh	38	11/4 Jacksonville
16	Cincinnati	31	11/11 St. Louis
31	at Atlanta	13	11/18 at Houston
34	San Francisco	10	11/25 at Carolina
42	at Dallas	17	12/2 Tampa Bay
10	Washington	16	12/10 at Atlanta (Mon)
30	at N.Y. Giants	7	12/16 Arizona
21	Carolina	31	12/23 Philadelphia
			12/30 at Chicago

New York Giants

(Dallas Leads Series, 52-35-2)

Year	Site	Winner-Score	Att.
1960	New York	Tie, 31-31	55,033
1961	Dallas	New York, 31-10	41,500
1961	New York	Dallas, 17-16	60,254
1962	Dallas	New York, 41-10	45,668
1962	New York	New York, 41-31	62,694
1963	New York	New York, 37-21	62,889
1963	Dallas	New York, 34-27	29,635
1964	Dallas	Tie, 13-13	33,225
1964	New York	Dallas, 31-21	63,031
1965	Dallas	Dallas, 31-2	59,366
1965	New York	Dallas, 38-20	62,871
1966	Dallas	Dallas, 52-7	60,010
1966	New York	Dallas, 17-7	62,735
1967	Dallas	Dallas, 38-24	66,209
1968	Dallas	New York, 27-21	72,163
1968	New York	Dallas, 28-10	62,617
1969	Dallas	Dallas, 25-3	58,964
1970	Dallas	Dallas, 28-10	57,236
1970	New York	New York, 23-20	62,938
1971	Dallas	Dallas, 20-13	68,378
1971	New York	Dallas, 42-14	62,815
1972	New York	Dallas, 23-14	62,725
1972	Dallas	New York, 23-3	64,602
1973	Dallas	Dallas, 45-28	64,898
1973	N. Haven	Dallas, 23-10	70,128
1974	Dallas	New York, 14-6	46,353
1974	N. Haven	Dallas, 21-7	61,191
1975	New York	Dallas, 13-7	56,511
1975	Dallas	Dallas, 14-3	53,329
1976	New York	Dallas, 24-14	76,042
1976	Dallas	Dallas, 9-3	58,870
1977	Dallas	Dallas, 41-21	64,215
1977	New York	Dallas, 24-10	74,532
1978	New York	Dallas, 34-24	73,265
1978	Dallas	Dallas, 24-3	64,869
1979	New York	Dallas, 16-14	76,490
1979	Dallas	Dallas, 28-7	63,787
1980	Dallas	Dallas, 24-3	59,126
1980	New York	New York, 38-35	68,343
1981	Dallas	Dallas, 18-10	63,499
1981	New York	New York, 13-10 (OT)	73,009
1983	Dallas	Dallas, 28-13	62,347
1983	New York	Dallas, 38-20	76,142
1984	New York	New York, 28-7	75,921
1984	Dallas	New York, 19-7	60,235
1985	New York	Dallas, 30-29	74,981
1985	Dallas	Dallas, 28-21	62,310
1986	Dallas	Dallas, 31-28	59,804
1986	New York	New York, 17-14	74,871
1987	New York	Dallas, 16-14	73,426
1987	Dallas	Dallas, 33-24	55,730
1988	Dallas	New York, 12-10	55,325
1988	New York	New York, 29-21	75,826

1989	Dallas	New York, 30-13	51,785
1989	New York	New York, 15-0	72,141
1990	Dallas	New York, 28-7	61,090
1990	New York	Dallas, 31-17	75,923
1991	Dallas	Dallas, 21-16	64,010
1991	New York	New York, 22-9	76,410
1992	New York	Dallas, 34-28	76,430
1992	Dallas	Dallas, 30-3	62,416
1993	Dallas	Dallas, 31-9	64,735
1993	New York	Dallas, 16-13 (OT)	77,356
1994	Dallas	Dallas, 38-10	64,836
1994	New York	New York, 15-10	66,943
1995	New York	Dallas, 35-0	77,454
1995	Dallas	Dallas, 21-20	64,400
1996	Dallas	Dallas, 27-0	63,069
1996	New York	New York, 20-6	77,081
1997	New York	New York, 20-17	77,137
1997	Dallas	New York, 20-7	63,746
1998	New York	Dallas, 31-7	78,039
1998	Dallas	Dallas, 16-6	64,316
1999	New York	New York, 13-10	78,204
1999	Dallas	Dallas, 26-18	63,767
2000	New York	New York, 19-14	78,189
2000	Dallas	New York, 17-13	61,311
2001	New York	New York, 27-24 (OT)	78,673
2001	Dallas	Dallas, 20-13	61,821
2002	Dallas	New York, 21-17	63,447
2002	New York	New York, 37-7	78,698
2003	New York	Dallas, 35-32 (OT)	78,907
2003	Dallas	Dallas, 19-3	64,118
2004	Dallas	New York, 26-10	64,018
2004	New York	New York, 28-24	78,500
2005	Dallas	Dallas, 16-13 (OT)	62,278
2005	New York	New York, 17-10	78,645
2006	Dallas	New York, 36-22	63,512
2006	New York	Dallas, 23-20	78,666

2007 Sept. 9 at Dallas
2007 Nov. 11 at New York

NEW YORK GIANTS

2006 Results (8-8)		2007 Schedule	
21	Indianapolis	26	9/9 at Dallas
30	at Philadelphia (OT)	24	9/16 Green Bay
30	at Seattle	42	9/23 at Washington
19	Washington	3	9/30 Philadelphia
27	at Atlanta	14	10/7 N.Y. Jets
36	at Dallas (Mon.)	22	10/15 at Atlanta (Mon)
17	Tampa Bay	3	10/21 San Francisco
14	Houston	10	10/28 at Miami (London)
20	Chicago	38	11/4 BYE
10	at Jacksonville (Mon.)	26	11/11 Dallas
21	at Tennessee	24	11/18 at Detroit
20	Dallas	23	11/25 Minnesota
27	at Carolina	13	12/2 at Chicago
22	Philadelphia	36	12/9 at Philadelphia
7	New Orleans	30	12/16 Washington
34	at Washington (Sat.)	28	12/23 at Buffalo
			12/29 New England (Sat)

New York Jets

(Dallas Leads Series, 6-2)

Year	Site	Winner-Score	Att.
1971	Dallas	Dallas, 52-10	66,689
1975	New York	Dallas, 31-7	37,279
1978	New York	Dallas, 30-21	52,532
1987	New York	Dallas, 38-24	12,370
1990	New York	New York Jets, 24-9	68,086
1993	New York	Dallas, 28-7	73,233
1999	Dallas	New York Jets, 22-21	64,271
2003	New York	Dallas, 17-6	77,863

2007 Nov. 22 at Dallas

continued

NEW YORK JETS

2006 Results (10-6)			2007 Schedule		
23	at Tennessee	16	9/9	New England	
17	New England	24	9/16	at Baltimore	
28	at Buffalo	20	9/23	Miami	
28	Indianapolis	31	9/30	at Buffalo	
0	at Jacksonville	41	10/7	at N.Y. Giants	
20	Miami	17	10/14	Philadelphia	
31	Detroit	24	10/21	at Cincinnati	
13	at Cleveland	20	10/28	Buffalo	
17	at New England	14	11/4	Washington	
0	Chicago	10	11/11	BYE	
26	Houston	11	11/18	Pittsburgh	
38	at Green Bay	10	11/22	at Dallas (Thu)	
13	Buffalo	31	12/2	at Miami	
26	at Minnesota	13	12/9	Cleveland	
13	at Miami (Mon.)	10	12/16	at New England	
23	Oakland	3	12/23	at Tennessee	
			12/30	Kansas City	

Oakland Raiders
(Oakland Leads Series, 6-3)

Year	Site	Winner-Score	Att.
1974	Oakland	Oakland, 27-23	45,850
1980	Oakland	Dallas, 19-13	53,194
1983	Dallas	Los Angeles, 40-38	64,991
1986	Dallas	Los Angeles, 17-13	61,706
1992	Los Angeles	Dallas, 28-13	91,505
1995	Oakland	Dallas, 34-21	54,092
1998	Dallas	Oakland, 13-12	63,544
2001	Oakland	Oakland, 28-21	61,535
2005	Oakland	Oakland, 19-13	62,400

OAKLAND RAIDERS

2006 Results (2-14)			2007 Schedule		
0	San Diego (Mon.)	27	9/9	Detroit	
6	at Baltimore	28	9/16	at Denver	
21	Cleveland	24	9/23	Cleveland	
20	at San Francisco	34	9/30	at Miami	
3	at Denver	13	10/7	BYE	
22	Arizona	9	10/14	at San Diego	
20	Pittsburgh	13	10/21	Kansas City	
0	at Seattle (Mon.)	16	10/28	at Tennessee	
13	Denver	17	11/4	Houston	
13	at Kansas City	17	11/11	Chicago	
14	at San Diego	21	11/18	at Minnesota	
14	Houston	23	11/25	at Kansas City	
10	at Cincinnati	27	12/2	Denver	
0	St. Louis	20	12/9	at Green Bay	
9	Kansas City (Sat.)	20	12/16	Indianapolis	
3	at N.Y. Jets	23	12/23	at Jacksonville	
			12/30	San Diego	

Philadelphia Eagles
(Dallas Leads Series 53-42)

Year	Site	Winner-Score	Att.
1960	Dallas	Philadelphia, 27-25	18,500
1961	Dallas	Philadelphia, 43-7	25,000
1961	Philadelphia	Philadelphia, 35-13	60,127
1962	Dallas	Dallas, 41-19	18,645
1962	Philadelphia	Philadelphia, 28-14	58,070
1963	Philadelphia	Philadelphia, 24-21	60,671
1963	Dallas	Dallas, 27-20	23,694
1964	Dallas	Philadelphia, 17-14	55,972
1964	Philadelphia	Philadelphia, 24-14	60,671
1965	Dallas	Philadelphia, 35-24	56,249
1965	Philadelphia	Dallas, 21-19	54,714
1966	Dallas	Dallas, 56-7	69,372
1966	Philadelphia	Philadelphia, 24-23	60,658
1967	Philadelphia	Philadelphia, 21-14	60,740
1967	Dallas	Dallas, 38-17	55,834
1968	Philadelphia	Dallas, 45-13	60,858
1968	Dallas	Dallas, 34-14	72,083
1969	Philadelphia	Dallas, 38-7	60,658
1969	Dallas	Dallas, 49-14	71,509
1970	Philadelphia	Dallas, 17-7	59,728
1970	Dallas	Dallas, 21-17	55,736
1971	Philadelphia	Dallas, 42-7	65,358
1971	Dallas	Dallas, 20-7	60,178
1972	Dallas	Dallas, 28-6	55,850
1972	Philadelphia	Dallas, 28-7	65,720

1973	Philadelphia	Philadelphia, 30-16	65,954
1973	Dallas	Dallas, 31-10	61,985
1974	Philadelphia	Philadelphia, 13-10	64,088
1974	Dallas	Dallas, 31-24	43,586
1975	Philadelphia	Dallas, 20-17	64,889
1975	Dallas	Dallas, 27-17	57,893
1976	Dallas	Dallas, 27-7	54,052
1976	Philadelphia	Dallas, 26-7	55,072
1977	Philadelphia	Dallas, 16-10	65,507
1977	Dallas	Dallas, 24-14	60,289
1978	Dallas	Dallas, 14-7	60,525
1978	Philadelphia	Dallas, 31-13	64,667
1979	Dallas	Philadelphia, 31-21	62,417
1979	Philadelphia	Dallas, 24-17	71,434
1980	Philadelphia	Philadelphia, 17-10	70,696
1980	Dallas	Dallas, 35-27	62,548
1980**	Philadelphia	Philadelphia, 20-7	70,696
1981	Philadelphia	Dallas, 17-14	72,111
1981	Dallas	Dallas, 21-10	64,955
1982	Dallas	Philadelphia, 24-20	46,199
1983	Dallas	Dallas, 37-7	63,070
1983	Philadelphia	Dallas, 27-20	71,236
1984	Dallas	Dallas, 23-17	64,521
1984	Philadelphia	Dallas, 26-10	66,322
1985	Philadelphia	Philadelphia, 16-14	70,114
1985	Dallas	Dallas, 35-17	54,047
1986	Philadelphia	Dallas, 17-14	68,572
1986	Dallas	Philadelphia, 23-21	46,117
1987	Dallas	Dallas, 41-22	40,622
1987	Philadelphia	Philadelphia, 37-20	61,630
1988	Philadelphia	Philadelphia, 24-23	66,309
1988	Dallas	Philadelphia, 23-7	46,131
1989	Dallas	Philadelphia, 27-0	54,444
1989	Philadelphia	Philadelphia, 20-10	59,842
1990	Dallas	Philadelphia, 21-20	62,605
1990	Philadelphia	Philadelphia, 17-3	63,895
1991	Dallas	Philadelphia, 24-0	62,656
1991	Philadelphia	Dallas, 25-13	65,854
1992	Philadelphia	Philadelphia, 31-7	66,572
1992	Dallas	Dallas, 20-10	65,012
1992*	Dallas	Dallas, 34-10	63,721
1993	Philadelphia	Dallas, 23-10	61,912
1993	Dallas	Dallas, 23-17	64,521
1994	Dallas	Dallas, 24-13	64,703
1994	Philadelphia	Dallas, 31-19	65,947
1995	Dallas	Dallas, 34-12	64,876
1995	Philadelphia	Philadelphia, 20-17	66,198
1995*	Dallas	Dallas, 30-11	64,371
1996	Philadelphia	Dallas, 23-19	67,201
1996	Dallas	Philadelphia, 31-21	64,952
1997	Dallas	Dallas, 21-20	63,942
1997	Philadelphia	Philadelphia, 13-12	67,106
1998	Philadelphia	Dallas, 34-0	67,002
1998	Dallas	Dallas, 13-9	62,722
1999	Philadelphia	Philadelphia, 13-10	66,669
1999	Dallas	Dallas, 20-10	64,086
2000	Dallas	Philadelphia, 41-14	62,872
2000	Philadelphia	Philadelphia, 16-13 (OT)	65,636
2001	Philadelphia	Philadelphia, 40-18	66,621
2001	Dallas	Philadelphia, 36-3	63,204
2002	Philadelphia	Philadelphia, 13-44	65,537
2002	Dallas	Philadelphia, 3-27	63,209
2003	Dallas	Dallas, 23-21	63,648
2003	Philadelphia	Philadelphia, 36-10	69,773
2004	Dallas	Philadelphia, 49-21	64,190
2004	Philadelphia	Philadelphia, 12-7	67,723
2005	Dallas	Dallas, 33-10	63,199
2005	Philadelphia	Dallas, 21-20	67,739
2006	Philadelphia	Philadelphia, 38-24	69,268
2006	Dallas	Philadelphia, 23-7	62,839

2007 Nov. 4 at Philadelphia
2007 Dec. 16 at Dallas
*NFC Divisional Playoffs
**NFC Championship Game

continued

PHILADELPHIA EAGLES

2006 Results (10-6)		2007 Schedule	
24	at Houston	10	9/9 at Green Bay
24	N.Y. Giants (OT)	30	9/17 Washington (Mon)
38	at San Francisco	24	9/23 Detroit
31	Green Bay (Mon.)	9	9/30 at N.Y. Giants
38	Dallas	24	10/7 BYE
24	at New Orleans	27	10/14 at N.Y. Jets
21	at Tampa Bay	23	10/21 Chicago
6	Jacksonville	13	10/28 at Minnesota
27	Washington	3	11/4 Dallas
13	Tennessee	31	11/11 at Washington
21	at Indianapolis	45	11/18 Miami
27	Carolina (Mon.)	24	11/25 at New England
21	at Washington	19	12/2 Seattle
36	at N.Y. Giants	22	12/9 N.Y. Giants
23	at Dallas (Mon.)	7	12/16 at Dallas
24	Atlanta	17	12/23 at New Orleans
			12/30 Buffalo

**Pittsburgh Steelers
(Dallas Leads Series, 15-14)**

Year	Site	Winner-Score	Att.
1960	Dallas	Pittsburgh, 35-28	30,000
1961	Dallas	Dallas, 27-24	23,500
1961	Pittsburgh	Pittsburgh, 37-7	17,519
1962	Dallas	Pittsburgh, 30-28	19,478
1962	Pittsburgh	Dallas, 42-27	23,106
1963	Pittsburgh	Pittsburgh, 27-21	19,047
1963	Dallas	Pittsburgh, 24-19	24,136
1964	Pittsburgh	Pittsburgh, 23-17	35,594
1964	Dallas	Dallas, 17-14	35,271
1965	Pittsburgh	Pittsburgh, 22-13	37,804
1965	Dallas	Dallas, 24-17	57,293
1966	Dallas	Dallas, 52-21	58,453
1966	Pittsburgh	Dallas, 20-7	42,185
1967	Pittsburgh	Dallas, 24-21	39,641
1968	Dallas	Dallas, 28-7	55,069
1969	Pittsburgh	Dallas, 10-7	24,990
1972	Dallas	Dallas, 17-13	65,682
1975*	Miami	Pittsburgh, 21-17	80,187
1977	Pittsburgh	Pittsburgh, 28-13	49,761
1978**	Miami	Pittsburgh, 35-31	78,656
1979	Pittsburgh	Pittsburgh, 14-3	50,199
1982	Dallas	Pittsburgh, 36-28	63,431
1985	Dallas	Dallas, 27-13	62,932
1988	Pittsburgh	Pittsburgh, 24-21	56,813
1991	Dallas	Dallas, 20-10	62,253
1994	Pittsburgh	Dallas, 26-9	60,156
1995\$	Arizona	Dallas, 27-17	76,347
1997	Pittsburgh	Dallas, 37-7	60,396
2004	Dallas	Pittsburgh, 24-20	64,162

*Super Bowl X, Jan. 18, 1976
 **Super Bowl XIII, Jan. 21, 1979
 \$Super Bowl XXX, Jan. 28, 1996

PITTSBURGH STEELERS

2006 Results (8-8)		2007 Schedule	
28	Miami (Thu.)	17	9/9 at Cleveland
0	at Jacksonville (Mon.)	9	9/16 Buffalo
20	Cincinnati	28	9/23 San Francisco
13	at San Diego	23	9/30 at Arizona
45	Kansas City	7	10/7 Seattle
38	at Atlanta (OT)	41	10/14 BYE
13	at Oakland	20	10/21 at Denver
20	Denver	31	10/28 at Cincinnati
38	New Orleans	31	11/5 Baltimore (Mon)
24	at Cleveland	20	11/11 Cleveland
0	at Baltimore	27	11/18 at N.Y. Jets
20	Tampa Bay	3	11/26 Miami (Mon)
27	Cleveland (Thu.)	7	12/2 Cincinnati
37	at Carolina	3	12/9 at New England
7	Baltimore	31	12/16 Jacksonville
23	at Cincinnati	17	12/20 at St. Louis (Thu)
			12/30 at Baltimore

St. Louis Rams

(St. Louis Leads Series, 14-13)

Year	Site	Winner-Score	Att.
1960	Dallas	Los Angeles, 38-13	16,000
1962	Los Angeles	Dallas, 27-17	26,907
1967	Dallas	Los Angeles, 35-13	75,229
1969	Los Angeles	Los Angeles, 24-23	79,105
1971	Dallas	Dallas, 28-21	66,595
1973	Los Angeles	Los Angeles, 37-31	81,428
1973*	Dallas	Dallas, 27-16	64,291
1975	Dallas	Dallas, 18-7	49,091
1975**	Los Angeles	Dallas, 37-7	84,483
1976*	Dallas	Los Angeles, 14-12	62,436
1978	Los Angeles	Los Angeles, 27-14	65,749
1978**	Los Angeles	Dallas, 28-0	67,470
1979	Dallas	Dallas, 30-6	64,462
1979*	Dallas	Los Angeles, 21-19	64,792
1980	Los Angeles	Los Angeles, 38-14	62,548
1980\$	Dallas	Dallas, 34-13	64,533
1981	Dallas	Dallas, 29-17	64,649
1983\$	Dallas	Los Angeles, 24-17	43,521
1984	Los Angeles	Dallas, 20-13	65,403
1985*	Los Angeles	Los Angeles, 20-0	66,351
1986	Los Angeles	Los Angeles, 29-10	64,949
1987	Los Angeles	Dallas, 29-21	60,700
1989	Dallas	Los Angeles, 35-31	46,100
1990	Los Angeles	Dallas, 24-21	58,589
1992	Dallas	Los Angeles, 27-23	63,690
2002	St. Louis	Dallas, 13-10	66,165
2005	Dallas	St. Louis, 20-10	63,131

2007 Sept. 30 at Dallas

\$NFC Wild Card Game
 *NFC Division Playoff Game
 **NFC Championship Game

ST. LOUIS RAMS

2006 Results (8-8)		2007 Schedule	
18	Denver	10	9/9 Carolina
13	at San Francisco	20	9/16 San Francisco
16	at Arizona	14	9/23 at Tampa Bay
41	Detroit	34	9/30 at Dallas
23	at Green Bay	20	10/7 Arizona
28	Seattle	30	10/14 at Baltimore
24	at San Diego	38	10/21 at Seattle
17	Kansas City	31	10/28 Cleveland
22	at Seattle	24	11/4 BYE
0	at Carolina	15	11/11 at New Orleans
20	San Francisco	17	11/18 at San Francisco
20	Arizona	34	11/25 Seattle
27	Chicago (Mon.)	42	12/2 Atlanta
20	at Oakland	0	12/9 at Cincinnati
37	Washington (OT)	31	12/16 Green Bay
41	at Minnesota	21	12/20 Pittsburgh (Thu)
			12/30 at Arizona

San Diego Chargers

(Dallas Leads Series, 6-2)

Year	Site	Winner-Score	Att.
1972	San Diego	Dallas, 34-28	54,476
1980	Dallas	Dallas, 42-31	60,639
1983	San Diego	San Diego, 24-23	46,192
1986	San Diego	Dallas, 24-21	55,522
1990	Dallas	Dallas, 17-14	48,063
1995	San Diego	Dallas, 23-9	62,664
2001	Dallas	San Diego, 32-21	63,430
2005	San Diego	Dallas, 28-24	67,679

continued

SAN DIEGO CHARGERS

2006 Results (14-2)		2007 Schedule	
27	at Oakland (Mon.)	0	9/9 Chicago
40	Tennessee	7	9/16 at New England
13	at Baltimore	16	9/23 at Green Bay
23	Pittsburgh	13	9/30 Kansas City
48	at San Francisco	19	10/7 at Denver
27	at Kansas City	39	10/14 Oakland
38	St. Louis	24	10/21 BYE
32	Cleveland	25	10/28 Houston
49	at Cincinnati	41	11/4 at Minnesota
35	at Denver	27	11/11 Indianapolis
21	Oakland	14	11/18 at Jacksonville
24	at Buffalo	21	11/25 Baltimore
48	Denver	20	12/2 at Kansas City
20	Kansas City	9	12/9 at Tennessee
20	at Seattle	17	12/16 Detroit
27	Arizona	20	12/24 Denver (Mon)
		12/30	at Oakland

**San Francisco 49ers
(San Francisco Leads Series, 16-1-1)**

Year	Site	Winner-Score	Att.
1960	Dallas	San Francisco, 26-14	10,000
1963	San Fran.	San Francisco, 31-24	29,563
1965	Dallas	Dallas, 39-31	33,677
1967	San Fran.	San Francisco, 24-16	27,182
1969	Dallas	Tie, 24-24	62,348
1970**	San Fran.	Dallas, 17-10	59,625
1971**	Dallas	Dallas, 14-3	66,311
1972	Dallas	San Francisco, 31-10	65,124
1972*	San Fran.	Dallas, 30-28	61,214
1974	Dallas	Dallas, 20-14	50,018
1977	San Fran.	Dallas, 42-35	55,848
1979	San Fran.	Dallas, 21-13	56,728
1980	Dallas	Dallas, 59-14	63,399
1981	San Fran.	San Francisco, 45-14	57,574
1981**	San Fran.	San Francisco, 28-27	60,525
1983	San Fran.	San Francisco, 42-17	59,957
1985	San Fran.	San Francisco, 31-16	60,114
1989	Dallas	San Francisco, 31-14	61,077
1990	Dallas	San Francisco, 24-6	62,966
1992**	San Fran.	Dallas, 30-20	64,920
1993	Dallas	Dallas, 26-17	65,099
1993**	Dallas	Dallas, 38-21	64,902
1994	San Fran.	San Francisco, 21-14	69,014
1994**	San Fran.	San Francisco, 38-28	69,125
1995	Dallas	San Francisco, 38-20	65,180
1996	San Fran.	Dallas, 20-17 (OT)	68,919
1997	San Fran.	San Francisco, 17-10	68,657
2000	Dallas	San Francisco, 41-24	64,127
2001	Dallas	Dallas, 27-21	64,366
2002	Dallas	San Francisco, 27-31	64,097
2005	San Fran.	Dallas, 34-31	68,247

*NFC Divisional Playoff Game
**NFC Championship Game

SAN FRANCISCO 49ERS

2006 Results (7-9)		2007 Schedule	
27	at Arizona	34	9/10 Arizona (Mon)
20	St. Louis	13	9/16 at St. Louis
24	Philadelphia	38	9/23 at Pittsburgh
0	at Kansas City	41	9/30 Seattle
34	Oakland	20	10/7 Baltimore
19	San Diego	48	10/14 BYE
10	at Chicago	41	10/21 at N.Y. Giants
9	Minnesota	3	10/28 New Orleans
19	at Detroit	13	11/4 at Atlanta
20	Seattle	14	11/12 at Seattle (Mon)
17	at St. Louis	20	11/18 St. Louis
10	at New Orleans	34	11/25 at Arizona
19	Green Bay	30	12/2 at Carolina
24	at Seattle (Thu.)	14	12/9 Minnesota
20	Arizona	26	12/15 Cincinnati (Sat)
26	at Denver (OT)	23	12/23 Tampa Bay
		12/30	at Cleveland

**Seattle Seahawks
(Dallas Leads Series, 6-5)**

Year	Site	Winner-Score	Att.
1976	Seattle	Dallas, 28-13	62,027
1980	Dallas	Dallas, 51-7	57,540
1983	Seattle	Dallas, 35-10	63,352
1986	Dallas	Seattle, 31-14	58,023
1992	Dallas	Dallas, 27-0	62,311
1998	Dallas	Dallas, 30-22	64,142
2001	Seattle	Seattle, 29-3	63,366
2002	Dallas	Seattle, 14-17	63,854
2004	Seattle	Dallas, 43-39	68,093
2005	Seattle	Seattle, 13-10	67,046
2006*	Seattle	Seattle, 21-20	68,058

*NFC Wild Card Playoffs

SEATTLE SEAHAWKS

2006 Results (9-7)		2007 Schedule	
9	at Detroit	6	9/9 Tampa Bay
21	Arizona	10	9/16 at Arizona
42	N.Y. Giants	30	9/23 Cincinnati
6	at Chicago	32	9/30 at San Francisco
30	at St. Louis	28	10/7 at Pittsburgh
13	Minnesota	31	10/14 New Orleans
28	at Kansas City	35	10/21 St. Louis
16	Oakland (Mon.)	0	10/28 BYE
24	St. Louis	22	11/4 at Cleveland
14	at San Francisco	20	11/12 San Francisco (Mon)
34	Green Bay (Mon.)	24	11/18 Chicago
23	at Denver	20	11/25 at St. Louis
21	at Arizona	27	12/2 at Philadelphia
14	San Francisco (Thu.)	24	12/9 Arizona
17	San Diego	20	12/16 at Carolina
23	at Tampa Bay	7	12/23 Baltimore
		12/30	at Atlanta

**Tampa Bay Buccaneers
(Dallas Leads Series, 9-3)**

Year	Site	Winner-Score	Att.
1977	Dallas	Dallas, 23-7	55,316
1980	Dallas	Dallas, 28-17	62,750
1981*	Dallas	Dallas, 38-0	64,848
1982	Dallas	Dallas, 14-9	49,578
1982**	Dallas	Dallas, 30-17	65,042
1983	Dallas	Dallas, 27-24 (OT)	63,308
1990	Dallas	Dallas, 14-10	60,076
1990	Tampa	Dallas, 17-13	68,315
2000	Tampa	Tampa Bay, 27-7	65,621
2001	Dallas	Tampa Bay, 10-6	61,521
2003	Tampa	Tampa Bay, 16-0	65,602
2006	Dallas	Dallas, 38-10	63,183

*NFC Divisional Playoff
**Super Bowl Tournament

TAMPA BAY BUCCANEERS

2006 Results (4-12)		2007 Schedule	
0	Baltimore	27	9/9 at Seattle
3	at Atlanta	14	9/16 New Orleans
24	Carolina	26	9/23 St. Louis
21	at New Orleans	24	9/30 at Carolina
14	Cincinnati	13	10/7 at Indianapolis
23	Philadelphia	21	10/14 Tennessee
3	at N.Y. Giants	17	10/21 at Detroit
14	New Orleans	31	10/28 Jacksonville
10	at Carolina (Mon.)	24	11/4 Arizona
20	Washington	17	11/11 BYE
10	at Dallas (Thu.)	38	11/18 at Atlanta
3	at Pittsburgh	20	11/25 Washington
6	Atlanta	17	12/2 at New Orleans
31	at Chicago (OT)	34	12/9 at Houston
22	at Cleveland	7	12/16 Atlanta
7	Seattle	23	12/23 at San Francisco
		12/30	Carolina

Tennessee Titans

(Dallas Leads Series, 7-5)

Year	Site	Winner-Score	Att.
1970	Dallas	Dallas, 52-10	50,504
1974	Houston	Dallas, 10-0	49,775
1979	Dallas	Houston, 30-24	63,897
1982	Houston	Dallas, 37-7	51,808
1985	Houston	Dallas, 17-10	49,686
1988	Dallas	Houston, 25-17	50,845
1991	Houston	Houston, 26-23 (OT)	63,001
1994	Dallas	Dallas, 20-17	64,402
1997	Dallas	Tennessee, 27-14	63,421
2000	Tennessee	Tennessee, 31-0	68,498
2002	Dallas	Dallas, 21-13	62,527
2006	Tennessee	Dallas, 45-14	69,143

TENNESSEE TITANS

2006 Results (8-8)

16	N.Y. Jets	23
7	at San Diego	40
10	at Miami	13
14	Dallas	45
13	at Indianapolis	14
25	at Washington	22
28	Houston	22
7	at Jacksonville	37
26	Baltimore	27
31	at Philadelphia	13
24	N.Y. Giants	21
20	Indianapolis	17
26	at Houston	20
24	Jacksonville	17
30	at Buffalo	29
23	New England	40

2007 Schedule

9/9	at Jacksonville
9/16	Indianapolis
9/24	at New Orleans (Mon)
9/30	BYE
10/7	Atlanta
10/14	at Tampa Bay
10/21	at Houston
10/28	Oakland
11/4	Carolina
11/11	Jacksonville
11/19	at Denver (Mon)
11/25	at Cincinnati
12/2	Houston
12/9	San Diego
12/16	at Kansas City
12/23	N.Y. Jets
12/30	at Indianapolis

Washington Redskins

(Dallas Leads Series 55-37-2)

Year	Site	Winner-Score	Att.
1960	Washington	Washington, 26-14	21,142
1961	Dallas	Tie, 28-28	17,500
1961	Washington	Washington, 34-24	21,451
1962	Dallas	Tie, 35-35	15,730
1962	Washington	Dallas, 38-10	49,888
1963	Washington	Washington, 21-17	40,101
1963	Dallas	Dallas, 35-20	18,838
1964	Dallas	Dallas, 24-18	25,158
1964	Washington	Washington, 28-16	49,219
1965	Dallas	Dallas, 27-7	61,577
1965	Washington	Washington, 34-31	50,205
1966	Washington	Dallas, 31-30	50,927
1966	Dallas	Washington, 34-31	64,198
1967	Washington	Dallas, 17-14	50,566
1967	Dallas	Washington, 27-20	75,538
1968	Dallas	Dallas, 29-20	66,076
1968	Washington	Dallas, 44-24	50,816
1969	Washington	Dallas, 41-28	50,474
1969	Dallas	Dallas, 20-10	56,924
1970	Washington	Dallas, 45-21	50,415
1970	Dallas	Dallas, 34-0	57,936
1971	Dallas	Washington, 20-16	72,000
1971	Washington	Dallas, 13-0	53,041
1972	Washington	Washington, 24-20	53,039
1972	Dallas	Dallas, 34-24	65,136
1972*	Washington	Washington, 26-3	53,129
1973	Washington	Washington, 14-7	54,314
1973	Dallas	Dallas, 27-7	64,458
1974	Washington	Washington, 28-21	54,395
1974	Dallas	Dallas, 24-23	63,243
1975	Washington	Washington, 30-24 (OT)	55,004
1975	Dallas	Dallas, 31-10	61,091
1976	Washington	Dallas, 20-7	55,004
1976	Dallas	Washington, 27-14	59,916
1977	Dallas	Dallas, 34-16	62,115
1977	Washington	Dallas, 14-7	55,031
1978	Washington	Washington, 9-5	55,031

1978	Dallas	Dallas, 37-10	64,905
1979	Washington	Washington, 34-20	55,031
1979	Dallas	Dallas, 35-34	62,867
1980	Washington	Dallas, 17-3	55,045
1980	Dallas	Dallas, 14-10	58,809
1981	Washington	Dallas, 26-10	55,045
1981	Dallas	Dallas, 24-10	64,583
1982	Washington	Dallas, 24-10	54,633
1982*	Washington	Washington, 31-17	55,045
1983	Washington	Dallas, 31-30	55,045
1983	Dallas	Washington, 31-10	65,074
1984	Washington	Washington, 34-14	55,431
1984	Dallas	Washington, 30-28	64,286
1985	Dallas	Dallas, 44-14	62,292
1985	Washington	Dallas, 13-7	55,750
1986	Dallas	Dallas, 30-6	63,264
1986	Washington	Washington, 41-14	55,642
1987	Dallas	Washington, 13-7	60,415
1987	Washington	Washington, 24-20	54,882
1988	Dallas	Washington, 35-17	63,235
1988	Washington	Dallas, 24-17	51,526
1989	Dallas	Washington, 30-7	63,200
1989	Washington	Dallas, 13-3	53,187
1990	Washington	Washington, 19-15	53,804
1990	Dallas	Dallas, 27-17	60,355
1991	Dallas	Washington, 33-31	63,025
1991	Washington	Dallas, 24-21	55,561
1992	Dallas	Dallas, 23-10	63,538
1992	Washington	Washington, 20-17	56,437
1993	Washington	Washington, 35-16	53,345
1993	Dallas	Dallas, 38-3	64,497
1994	Washington	Dallas, 34-7	55,394
1994	Dallas	Dallas, 31-7	64,644
1995	Washington	Washington, 27-23	55,489
1995	Dallas	Washington, 24-17	64,866
1996	Dallas	Dallas, 21-10	64,955
1996	Washington	Washington, 37-10	56,454
1997	Washington	Washington, 16-21	76,159
1997	Dallas	Dallas, 17-14	64,559
1998	Washington	Dallas, 31-10	72,284
1998	Dallas	Dallas, 23-7	63,565
1999	Washington	Dallas, 41-35 (OT)	79,237
1999	Dallas	Dallas, 38-20	64,377
2000	Washington	Dallas, 27-21	84,431
2000	Dallas	Dallas, 32-13	63,467
2001	Dallas	Dallas, 9-7	63,941
2001	Washington	Dallas, 20-14	85,112
2002	Dallas	Dallas, 27-20	63,606
2002	Washington	Washington, 14-20	84,142
2003	Dallas	Dallas, 21-14	64,002
2003	Washington	Dallas, 27-0	70,284
2004	Washington	Dallas, 21-18	90,367
2004	Dallas	Dallas, 13-10	63,705
2005	Dallas	Washington, 14-13	65,207
2005	Washington	Washington, 35-7	90,588
2006	Dallas	Dallas, 27-10	63,153
2006	Washington	Washington, 22-19	90,250

2007 Nov. 18 at Dallas

2007 Dec. 30 at Washington

*NFC Championship Game

WASHINGTON REDSKINS

2006 Results (5-11)

16	Minnesota (Mon.)	19
10	at Dallas	27
31	at Houston	15
36	Jacksonville (OT)	30
3	at N.Y. Giants	19
22	Tennessee	25
22	at Indianapolis	36
22	Dallas	19
3	at Philadelphia	27
17	at Tampa Bay	20
17	Carolina	13
14	Atlanta	24
19	Philadelphia	21
16	at New Orleans	10
31	at St. Louis (OT)	37
28	N.Y. Giants (Sat.)	34

2007 Schedule

9/9	Miami
9/17	at Philadelphia (Mon)
9/23	N.Y. Giants
9/30	BYE
10/7	Detroit
10/14	at Green Bay
10/21	Arizona
10/28	at New England
11/4	at Dallas
11/11	Philadelphia
11/18	at Dallas
11/25	at Tampa Bay
12/2	Buffalo
12/6	Chicago (Thu)
12/16	at N.Y. Giants
12/23	at Minnesota
12/30	Dallas

Cowboys in the Hall of Fame

Ten members of the Pro Football Hall of Fame in Canton, Ohio, have been elected based on their accomplishments with the Cowboys – Bob Lilly in 1980, Roger Staubach in 1985, Tom Landry in 1990, Tex Schramm in 1991, Tony Dorsett and Randy White in 1994, Mel Renfro in 1996 and Troy Aikman and Rayfield Wright in 2006 and Michael Irvin in 2007. In addition, six other players with ties to the Cowboys have also been enshrined in Canton: Herb Adderley, Lance Alworth, Mike Ditka, Forrest Gregg, Tommy McDonald, and Jackie Smith.



8

★ TROY AIKMAN ★ Quarterback, 1989-2000 INDUCTED – 2006

In 12 NFL seasons, Troy Aikman became one of the game's great quarterbacks. As just the third player in NFL history to lead a team to three Super Bowl victories, Aikman rewrote virtually every passing record in Cowboys' history. He closed his career with 94 regular season wins, including 90 in the decade of the 1990s – making him the winningest starting quarterback of any decade in NFL history (Joe Montana held the record with 86 wins in the 1980s).

Along with that mark, Aikman holds or is tied for 47 Dallas passing records, including the club's career records for attempts (4,715), completions (2,898), passing yards (32,942), touchdowns (165) and completion percentage (61.5% – third best in NFL history at the time of his retirement). He also posted a club-high 13 regular season 300-yard passing games during his career.

Along the way to these marks, Aikman guided Dallas from the cellar of 1-15 in 1989 to six NFC East titles (1992-96 and 1998), four NFC Championship Games (1992-95) and three Super Bowl titles (XXVII, XXVIII and XXX). He was one of the game's most accurate passers, completing at least 60 percent of his passes in 98-of-165 career games. In the postseason, he reached the 60% completion mark in 12-of-16 games. He completed 70 percent or more of his passes 42 times in his career, with Dallas posting a 37-5 record in those games, and he produced the top six single-season completion percentages in club history.

With his passing accuracy, Aikman was able to establish a club-record with a career interception rate of 2.99%. Although not known for his fleet feet, Aikman successfully ran for a first down 49-of-72 times on third or fourth down during career. That ability to avoid the sack also allowed him to post the highest career pass attempts per sack ratio (19.2) in team history. Despite winning just one of his first 15 NFL starts, Aikman went on to start a club-record 180 games (165 regular season) at quarterback and post a 105-75 (.583) record, which includes an impeccable 11-4 mark in the postseason – 3-0 in the Super Bowl.

For his career, Aikman led the Cowboys from behind 16 times in the fourth quarter, including six times in the final two minutes. Another six times, he led the team to wins after the score was tied in the fourth quarter. Five of his game-winning drives came in overtime.

In the postseason Aikman truly shined. His four 300-yard passing days were the third best total in NFL history, and he holds the club records for postseason pass attempts (502), completions (320), yards (3,849), and completion percentage (63.7%). In addition, Aikman's 23 career postseason passing touchdowns was just one shy of Staubach's club record of 24.

The first overall choice in the 1989 draft out of UCLA, Aikman completed 64.8 percent of his passes for 5,298 yards and 41 touchdowns while throwing only 17 interceptions in two seasons as the starter. He finished his career as the third rated passer in NCAA history. The All-America led the Bruins to a 20-4 record, including wins in the 1987 Aloha Bowl and the 1989 Cotton Bowl. He transferred to UCLA after two seasons at Oklahoma (1984-85).

Aikman was born Nov. 21, 1966 in West Covina, Calif.

AIKMAN'S ACCOMPLISHMENTS:

- ★ 6-Time Pro Bowl
- ★ MVP of Super Bowl XXVII
- ★ Super Bowl XXVII, XXVIII and XXX titles
- ★ 3 NFC Titles
- ★ 6 NFC East Titles
- ★ 1997 NFL Man of the Year
- ★ Holds or is tied for 47 club passing records
- ★ UCLA Hall of Fame

AIKMAN'S CAREER PASSING STATISTICS

Year	Starting Record	Att.	Comp.	Yards	Pct.	TD	Int.	Long	Sacks/Yards	Rating
1989	0-11	293	155	1,749	52.9	9	18	75f	19/155	55.7
1990	7-8	399	226	2,579	56.6	11	18	61f	39/288	66.6
1991	7-5	363	237	2,754	65.3	11	10	61f	32/224	86.7
1992	13-3	473	302	3,445	63.8	23	14	87f	23/112	89.5
1993	11-3	392	271	3,100	69.1	15	6	80f	26/153	99.0
1994	10-4	361	233	2,676	64.5	13	12	90f	14/59	84.9
1995	12-4	432	280	3,304	64.8	16	7	50f	14/89	93.6
1996	10-5	465	296	3,126	63.7	12	13	61f	18/120	80.1
1997	6-10	518	292	3,282	56.4	19	12	64f	33/269	78.0
1998	7-4	315	187	2,330	59.4	12	5	67f	9/58	88.5
1999	7-7	442	263	2,964	59.5	17	12	90f	19/130	81.1
2000	4-7	262	156	1,632	59.5	7	14	48f	13/91	64.3
Totals	94-71	4,715	2,898	32,942	61.5	165	141	90f	259/1,748	81.6



33

★ TONY DORSETT ★ Running Back, 1977-87 INDUCTED - 1994

Tony Dorsett arrived in Dallas in 1977 via a draft-day deal the Cowboys swung with the Seattle Seahawks for the sole intention of selecting the Heisman Trophy winner from the University of Pittsburgh. Then Cowboys president and General Manager Tex Schramm paid what seemed like a bundle for the right to draft Dorsett: One first-round, and three second-round choices. As his 11-career

turned out in Dallas, a steal of a deal for an eventual Pro Football Hall of Fame player. The Dorsett deal paid dividends in his very first year with the Cowboys, the four-time All-American picking up where he left off in college, rushing for 1,007 yards to earn NFL Offensive Rookie of the Year honors and set the rushing bar for rookie running backs in Dallas.

"A lot of the people said I wouldn't last in this league," Dorsett said in 1987. "I was the skinny little kid from Aliquippa, Pa., who wasn't supposed to make it."

Dorsett did make it, in fact he became one of the greatest running backs in NFL history. On Sept. 26, 1988 while playing his final NFL season with the Denver Broncos, Dorsett moved into second place on the NFL all-time rushing list with 12,306 rushing yards, and eventually finished his career with 12,739 yards. At the time, Dorsett trailed only Walter Payton when he retired after suffering a knee injury the following summer, but now ranks fifth behind Payton, Emmitt Smith, Barry Sanders and Eric Dickerson.

By the time Dorsett completed his 12-year career, he had collected a victory in Super Bowl XII, four Pro Bowl selections, one All-Pro honor and three All-NFC selections.

One of the most notable moments of Dorsett's career came on Jan. 2, 1983, before a Monday Night Football television audience playing against the Minnesota Vikings. Dorsett received a handoff from quarterback Danny White and proceeded to run 99-yards for a touchdown, thus recording an unbreakable NFL record. Dorsett's greatest season came in 1981 when he rushed for 1,646 yards, a franchise record at the time, a total that now ranks third to only Emmitt Smith's two, 1,700-yard seasons.

"When he came to us, we hadn't had a strong running attack for about three years," Hall of Fame quarterback Roger Staubach once said. "Tony Dorsett is one of the greatest backs in NFL history."

Dorsett was the Heisman Trophy winner in 1976 and was the first Pitt football player to have his jersey retired. Dorsett left Pitt as a four-time All-American and four-time 1,000-yard rusher. His final collegiate highlight was a 27-3 victory over Georgia in the Sugar Bowl to claim the national title.

In 1994 Dorsett became the ninth Cowboys player inducted into the Ring of Honor, and that same year he was inducted into the Pro Football Hall of Fame.


He was born April 7, 1954, in Rochester, Pa.

DORSETT'S ACCOMPLISHMENTS:

- ★ 4-Time Pro Bowl
- ★ 1-Time All-Pro
- ★ NFL Offensive Rookie of the Year
- ★ 3 All-NFC selections
- ★ Super Bowl XII Title
- ★ NFL Record 99-yard TD Run (Jan. 3, 1983 at Minnesota)
- ★ 5th All-Time NFL Career Rushing (12,739)
- ★ 1976 Heisman Trophy (University of Pittsburgh)

DORSETT'S COWBOYS TOTALS

Year Team	GP	RUSHING					RECEIVING			
		Att	Yds	Avg	TD	Rec	Yds	Avg	TD	
1977 (Dallas)	14	208	1,007	4.8	12	29	273	9.4	1	
1978 (Dallas)	16	290	1,325	4.6	7	37	378	10.2	2	
1979 (Dallas)	14	250	1,107	4.4	6	45	375	8.3	1	
1980 (Dallas)	15	278	1,185	4.3	11	34	263	7.7	0	
1981 (Dallas)	16	342	1,646	4.8	4	32	325	10.2	2	
1982 (Dallas)	9	177	745	4.2	5	24	179	7.5	0	
1983 (Dallas)	16	289	1,321	4.6	8	40	287	7.2	1	
1984 (Dallas)	16	302	1,189	3.9	6	51	459	9.0	1	
1985 (Dallas)	16	305	1,307	4.3	7	46	449	9.8	3	
1986 (Dallas)	13	184	748	4.1	5	25	267	10.7	1	
1987 (Dallas)	12	130	456	3.5	1	19	177	9.3	1	
1988 (Denver)	16	181	703	3.9	5	16	122	7.6	0	
Totals	173	2,936	12,739	4.3	77	398	3,554	8.9	13	



88

★ MICHAEL IRVIN ★
Wide Receiver, 1988-99
INDUCTED – 2007

Despite having his career cut short due to a spine injury, Michael Irvin left the NFL following the 1999 season owning or tied for 20 Cowboys receiving records. Those marks included career receptions (750), yardage (11,904) and 100-yard receiving games (47). During his illustrious career, Irvin also etched his name in the NFL record books. In league history, only Jerry Rice (12) and Steve Largent (8) had recorded more 1,000-yard receiving seasons than the seven produced by Irvin at the time of his retirement. His 11 100-yard receiving games during the 1995 season is still the NFL standard, as is the seven consecutive 100-yard games he produced that same year. Irvin's 47 career 100-yard receiving games still stands as the third most in NFL history, behind Rice (65) and Don Maynard (50), and the Cowboys posted a 36-11 record when Irvin topped the 100-yard mark. In the 1990s, Irvin's consistent ability to achieve at the highest level established his place among the game's elite receivers. He finished his career tied with Charlie Joiner for tenth in NFL history on the all-time reception list, and he was ninth in league history in receiving yardage.

Irvin was selected to five Pro Bowls between 1991-98, giving him two more Pro Bowl appearances than any other wide receiver in club history. He is the only Cowboys player to top 75 catches in five straight seasons (1991-1995), and his reception and yardage totals for six of the years between 1991-98 represent six of the top nine single-season performances in club history: 1997 (75 receptions for 1,180 yards); 1995 (111 for 1,603); 1994 (79 for 1,241), 1993 (88 for 1,330), 1992 (78 for 1,396) and 1991 (93 for 1,523). Irvin also stands alone as the club record holder in terms of most consecutive seasons leading the team in receptions (eight, 1991-98) and most total seasons leading the club in receptions (eight). He led or tied for the team lead in catches in 85 of his last 130 regular season games. Including playoff games, he had a catch of 20-yards-or-more in 121 of the 175 NFL games he played. Irvin's career receiving average of 15.9 is the fourth highest in team history, and he is second on the club's all-time receiving touchdown list with 65 - trailing only Bob Hayes (71).

Of his 750 career regular season catches, 95 went for 20-29 yards, 38 for 30-39, 18 for 40-49, 10 for 50-59 and nine for 60 yards-or-more. After entering the League in 1988, he started 147-of-159 regular season games (163-of-175 including playoffs). Irvin did not miss a start due to injury after the 1990 season, when he was overcoming a 1989 knee injury. Always a clutch performer, he became Troy Aikman's go-to-guy on third or fourth down and prospered, leading the team in catches on third or fourth down for first downs in '92 (22), '93 (16), '94 (20), '95 (27), '97 (23) and '98 (16). He had 165 first down catches on third or fourth down in his last 121 games and 185 after returning from the knee injury in 1990.

His performance in the postseason was every bit as impressive as his consistent play throughout the regular season. His six career 100-yard receiving days in the postseason are two shy of the NFL mark of eight by Jerry Rice. Irvin's 87 postseason receptions place him second in NFL playoff history behind Rice (151) and his 1,315 postseason receiving yards also ranks second in league annals behind Rice (2,245).

Irvin was the 11th overall choice in 1988 draft out of Miami, Florida, where in just three seasons as a starter he set career records for catches (143), receiving yards (2,423) and touchdown receptions (26).

Irvin was born March 3, 1966.

IRVIN'S ACCOMPLISHMENTS:

- ★ 5-Time Pro Bowler
- ★ Super Bowl XXVII, XXVIII and XXX titles
- ★ 3 NFC Titles
- ★ 6 NFC East Titles
- ★ Holds or ties for 20 club receiving records
- ★ 1991 NFL Alumni Wide Receiver of the Year
- ★ 1992 Pro Bowl Most Valuable Player
- ★ Set an NFL record with 11 100-yard receiving games in 1995

IRVIN'S COWBOYS TOTALS

Year	No	Yds	RECEIVING		
			Avg	Long	TD
1988	32	654	20.4	611	5
1989	26	378	14.5	651	2
1990	20	413	20.7	611	5
1991	93	1,523	16.4	661	8
1992	78	1,396	17.9	871	7
1994	79	1,241	15.7	651	6
1995	111	1,603	14.4	50	10
1996	64	962	15.0	61	2
1997	75	1,180	15.7	55	9
1998	74	1,057	14.3	51	1
1999	10	167	16.7	371	3
Totals	750	11,904	15.9	871	65



★ TOM LANDRY ★
Head Coach, 1960-88
INDUCTED - 1990

Tom Landry paced the sidelines as the "only head coach" in Dallas Cowboys history for 29 years in his trademark fedora. By the time Landry's coaching career ended following the 1988 season, he had compiled a 270-178-6 record, the third most wins in NFL history.

That distinguished career was good enough for Landry to gain entry into the Pro Football Hall of Fame in 1990 and the Cowboys Ring of Honor in 1993, thanks to leading the Cowboys to two Super Bowl titles, five Super Bowl appearances, five NFC Championships, 13 division titles and an incredible 20 consecutive winning seasons.

"This team has always played for me," Landry said. "That was the key to why I continued coaching. If they wouldn't play for me, I would have been out a long time ago. They always played hard and tried hard."

Landry's head coaching career did not start out very smoothly, coming over from the N.Y. Giants staff to take over the expansion Cowboys in 1960. That first year ended with an 0-11-1 in 1960, the tie coming against Landry's former team the Giants, preventing the Cowboys from going winless. The Cowboys went on to suffer through losing seasons in the first five years, before going 7-7 in 1965.

But from that point on, Landry turned the franchise into "America's Team," the Cowboys reeling off 20 consecutive winning seasons from 1966-85, one of the longest winning streaks in all of professional sports.

As a player-coach with the Giants before coming to the Cowboys, Landry helped to develop what would eventually become a base defense in the NFL, the 4-3. It was innovations like this that caught the attention of Cowboys owner Clint Murchison Jr. and president Tex Schramm when it came time to select the franchise's first head coach.

As head coach of the Cowboys, Landry introduced more innovations to the game, including offensive motion. Very seldom did the Cowboys run a play from the formation they initially lined up in after breaking the huddle. Landry brought back the shotgun formation, popularized situational substitutions and concocted the "Flex" defense.

Walking the sidelines characteristically stoic, Landry was always thinking a couple of plays ahead and what the long-term effects of each play he called might be. He coached football as if it were a chess match, positioning his team in the best way to win in the end. And in the end, no one coached with more success for a longer period of time than Landry. That success was the impetus for Landry's induction into Pro Football Hall of Fame less than two years after he coached his last game.

The legendary coach, born Sept. 11, 1924, in Mission, Texas, died Feb. 12, 2000 of leukemia.

LANDRY'S ACCOMPLISHMENTS:

- ★ 20 Consecutive Winning Seasons (1966-85)
- ★ Super Bowl VI and XII Titles
- ★ 2 NFL Championship game appearances
- ★ 5 NFC Titles
- ★ 13 Divisional Titles
- ★ 1966 NFL Coach of the Year
- ★ 1975 NFC Coach of the Year

LANDRY'S CAREER STATISTICS

Year	W	L	T	Pct	Place	Playoff
1960	0	11	1	.000	7 NFL-E	-
1961	4	9	1	.308	6 NFL-E	-
1962	5	8	1	.385	5 NFL-E	-
1963	4	10	0	.286	5 NFL-E	-
1964	5	8	1	.385	5 NFL-E	-
1965	7	7	0	.500	2 NFL-E	-
1966	10	3	1	.769	1 NFL-E	***0-1
1967	9	5	0	.643	1 NFL-Cap	***1-1
1968	12	2	0	.857	1 NFL-Cap	0-1
1969	11	2	1	.846	1 NFL-Cap	0-1
1970	10	4	0	.714	1 NFC-E	*2-1
1971	11	3	0	.786	1 NFC-E	*3-0
1972	10	4	0	.714	2 NFC-E	1-1
1973	10	4	0	.714	1 NFC-E	1-1
1974	8	6	0	.571	3 NFC-E	-
1975	10	4	0	.714	2 NFC-E	*2-1
1976	11	3	0	.786	1 NFC-E	0-1
1977	12	2	0	.857	1 NFC-E	*3-0
1978	12	4	0	.750	1 NFC-E	*2-1
1979	11	5	0	.688	1 NFC-E	0-1
1980	12	4	0	.750	2 NFC-E	2-1
1981	12	4	0	.750	1 NFC-E	1-1
1982	6	3	0	.667	2 NFC***	2-1
1983	12	4	0	.750	2 NFC-E	0-1
1984	9	7	0	.563	4 NFC-E	-
1985	10	6	0	.625	1 NFC-E	0-1
1986	7	9	0	.438	3 NFC-E	-
1987	7	8	0	.467	2 NFC-E	-
1988	3	13	0	.188	5 NFC-E	-
Total	250	162	6	.605		20-16

* Super Bowl Appearance ** NFL Championship Game Appearance *** NFL strike-shortened season



74 ★ BOB LILLY ★

Defensive Tackle, 1961-74

INDUCTED – 1980

Before earning the nickname "Mr. Cowboy," Bob Lilly was the first player ever drafted by the Dallas Cowboys in 1961. So it is fitting that Lilly not only became the first Cowboys player inducted into the Ring of Honor in 1975, but also became the franchise's first player inducted into the Pro Football Hall of Fame in 1980.

During the course of 14 seasons with the Cowboys, Lilly was named Rookie of the Year in 1961, was selected to the Pro Bowl a club-record 11-times – 10 consecutive selections between 1964-74 – was named to the All-Pro team seven times and played in two Super Bowls, including the club's very first Super Bowl victory, 24-3 over Miami in Super Bowl VI.

As the foundation of the famed "Doomsday Defense," Lilly's intensity was readily apparent in an infamous scene after the Cowboys Super Bowl V loss to the Baltimore Colts when he ripped his helmet off and hurled it into the air. The following year, the Lilly-led Cowboys defense held Miami to only a field goal in Super Bowl VI, the fewest points every given up in Super Bowl history.

"The competition is what I love," Lilly once said. "That makes me a lot more intense. Personalities don't enter into it at all. My objective is to get the man with the ball. Nobody better get in my way."

Lilly is the Cowboys' all-time leader in consecutive games played at 196, is tied for second with 14 seasons played and second all-time with 194 games started. Lilly led the Cowboys in sacks three consecutive years, beginning with his rookie season.

"A man like that comes along once in a lifetime," late Cowboys head coach Tom Landry said in 1972. "He is something a little bit more than great. Nobody is better than Bob Lilly."

Lilly was a two-time All-American defensive end at Texas Christian University and a two-time all-Southwest Conference team selection.

He was born July 26, 1939, in Olney, Texas.

LILLY'S ACCOMPLISHMENTS:

- ★ 11-Time Pro Bowl (Franchise Record)
- ★ 7-Time All-Pro
- ★ NFL 75th Anniversary Team
- ★ AFL-NFL 25-year Anniversary Team
- ★ National Football Foundation Hall of Fame
- ★ Super Bowl VI Title
- ★ 2 NFC Titles
- ★ 4 Eastern Conference Titles
- ★ November 23, 1975 declared "Bob Lilly Day" in Dallas, Texas
- ★ College Football Hall of Fame



20

★ MEL RENFRO ★
Defensive Back, 1964-77
INDUCTED - 1996

Mel Renfro first came to the Cowboys a highly-acclaimed running back out of the University of Oregon. But Cowboys head coach Tom Landry saw Renfro as a defensive back when they selected him in the second round of the 1964 draft.

And what a defensive back he was, becoming arguably the best safety-cornerback during his 14-year career to ever play for the Cowboys, and one of the best to ever play in the NFL. His 52 career interceptions and 26.4-yard career kickoff-return average still stand as team records, both a tribute to his running ability.

The NFL certainly got to know Renfro in a hurry, having been elected to the Pro Bowl in each of his first 10 seasons in the NFL - the first six at free safety and the final four at cornerback. His 10 Pro Bowl appearances is second to only Bob Lilly's 11 for the Cowboys.

On top of his 10 Pro Bowls, Renfro was a four-time All-Pro, playing in four Super Bowls and eight NFC Championships. He became the fifth member of the exclusive Ring of Honor in 1981, and was finally elected to the Pro Football Hall of Fame in 1996 in his 14th year of eligibility.

Renfro's 14 seasons with the Dallas Cowboys ties him for second in club history, just one shy of the record.

While at Oregon, Renfro led the team in rushing three consecutive years and was a two-time All-American. Despite coming to the NFL as an acclaimed runner, Renfro only ran the ball eight times during his career, all in 1966. Landry saw a free safety first, Renfro spending his first six seasons at safety and the final eight at corner.

In the middle of Renfro's All-Pro 1969 season, Landry was uncharacteristically complimentary toward one of his players, calling him "the best in the league at free safety."

But the Cowboys certainly figured out a way to capitalize on Renfro's running ability, having him return punts and kickoffs early in his career. He led the NFL in kickoff and punt returns his rookie season, and had seven interceptions, returning one for a touchdown. Renfro still is tied for the franchise lead with two career touchdown returns, and his 30-yard kick-off return average in 1965 still remains as the single-season high.

But it was interceptions Renfro was best known for during his career. In his first six years at free safety, Renfro totaled 30 interceptions. His interception totals declined somewhat when Landry moved him to cornerback for good in 1970. The decline had more to do with quarterbacks' reluctance to throw his way than any diminishing skills or quickness. His 626 interception return yards still stands as a career record for the Cowboys.

That 1971 Pro Bowl possibly was the greatest indication of Renfro's all-round ability. Not only did he play cornerback, but he also returned two punts for touchdowns, leading the NFC to a 27-6 win and earning the game's Most Valuable Player award.

He was born Dec. 30, 1941, in Houston, Texas.

RENFRO'S ACCOMPLISHMENTS:

- ★ 4-Time All-Pro
- ★ 10-Time Pro Bowl
- ★ 3-Time All-NFC
- ★ Cowboys Career Record 52 interceptions
- ★ Cowboys Career Record 26.4-yard kickoff-return average
- ★ Cowboys Career Record 626 interception return yards
- ★ Super Bowl VI and XII Titles
- ★ 4 NFC Championships
- ★ 9 Division Titles
- ★ Consensus All-American, 1962

RENFRO'S CAREER STATISTICS

Totals	Kickoff Returns			
	No.	Yds.	Avg.	Long TD
Totals	85	2246	26.4	100 2

Totals	Fum.	TD
	Rec.	
Totals	12	3

*Official tackle and sack stats not tabulated until 1979.

Totals	Punt Returns			
	No.	Yds.	Avg.	Long TD
Totals	109	842	7.7	69 1

Totals	Interceptions			
	No.	Yds.	Avg.	TD
Totals	52	626	12	3

★ **TEX SCHRAMM** ★
Cowboys President and General Manager
1959-1989
INDUCTED – 1991



Texas Earnest Schramm Jr., better known as "Tex," rose to Professional Football Hall of Fame status during his 29 seasons as president and general manager of the Dallas Cowboys, turning a 1960 expansion franchise in Dallas into one of the most successful franchises in NFL history.

With Schramm overseeing the birth and growth of the Cowboys organization, the team reached five Super Bowls, winning two, made 18 playoff appearances and compiled an NFL-record 20 consecutive winning seasons, one of the longest such streaks in all of professional sports.

Schramm was an NFL pioneer and innovator. Under his watch, the Dallas Cowboys were always on the cutting edge with revolutionary ideas and visions. He was instrumental in creating the Dallas Cowboys Cheerleaders, the first of their kind in professional football, developing the Cowboys' Ring of Honor and bringing an annual Cowboys Thanksgiving Day game to the nation.

Schramm's work was not just focused on the Dallas Cowboys, as his tireless efforts changed the face of the entire NFL. He was a driving force behind the development and implementation of instant replay, giving the head referee a microphone for penalty announcements, shortening the play-clock and helping to develop the wild-card playoff system.

A tough negotiator, Schramm was the engineer in building the Cowboys foundation from the ground up. His tough stance in labor negotiations was also evident in his support for using replacement players during the 1987 NFL strike. After just three weeks, the move proved successful and the players returned to work. The benefits of this would be apparent in future years as lasting labor peace was reached with the NFL Players Association in 1992 and has continued since.

His position as chairman of the NFL Competition Committee from 1966 to 1988 aided his innovative efforts. Schramm's impact on the league was widespread, and probably his most cherished legacy since the one-time TV-executive at CBS who first came up with the idea of televising the Winter Olympics in 1960 from Squaw Valley was such a firm believer in preserving and making history.

One of Schramm's most significant accomplishments in the NFL was coordinating the merger of the established NFL and the fledgling American Football League in 1966, holding what amounted to as secret meetings with Kansas City Chiefs owner Lamar Hunt at the insistence of NFL Commissioner Pete Rozelle.

The merger of the two warring leagues led to what became known as the Super Bowl, and when the leagues combined in 1970, the most powerful sports league in the world.

After Schramm departed the Cowboys in 1989 when Jerry Jones bought the club, he went international, becoming president of the upstart World League of American Football, later to become known as NFL Europe. He was inducted into the Pro Football Hall of Fame in 1991.

"I'm not one of the great athletes like the men behind me," a jubilant Schramm said during his Hall of Fame induction speech. "But I'm thrilled to be standing in front of them. Many of the men in here were my heroes. To be rubbing shoulders with them, it's beyond my comprehension."

In all, Schramm spent 44 years of his life in professional football, starting as a sportswriter for the *Austin American-Statesman* in 1947 – a natural step for the California-born Schramm who earned a bachelor's degree in journalism from the University of Texas. Schramm spent 10 seasons with the Los Angeles Rams (1947-56), where Schramm first came in contact with Rozelle, who Schramm hired to be the Rams public relations director in 1952. Schramm then spent a brief period (1957-59) at CBS before being hired by Clint Murchison in 1959 to oversee the startup of the Dallas expansion franchise.

Schramm was born on June 2, 1920, in San Gabriel, Calif.

TEX SCHRAMM'S NFL LEGACY

During Schramm's 25 years as chairman of the NFL's Competition Committee, the NFL implemented the following:

Year	Contribution
1970	Moved the official game time to the scoreboard clock
1972	Moved the hash marks toward the center of the field to aid offense
1974	Implemented stricter pass defense rules to influence scoring
1974	Moved goalposts from the goal line to the end line for safety and to help offensive play
1974	Developed the sudden-death overtime concept for breaking ties
1975	Gave the referee a microphone to announce calls to the crowd and TV audiences
1977	Made defensive linemen's head slaps illegal
1979	Implemented the in-the-grasp rule to protect quarterbacks
1986	Instituted Instant Replay to aid officials
	Enabled Quarterbacks to stop the clock by throwing the ball directly into the ground

★ ROGER STAUBACH ★ 12

Quarterback, 1969-79

INDUCTED - 1985



Good things come to those who wait, and certainly the Dallas Cowboys patience in the mid-60's was supremely rewarded, landing one of the best players in franchise history because they were willing to wait for Roger Staubach to fulfill his military commitment.

For that five years of patience, the Cowboys landed the guy who became better known as "Roger The Dodger" over the next 11 years when he was selected to six Pro Bowls - including five consecutively - and was named the NFL Players Association Most Valuable Player in 1971. Staubach led the NFL in passing four times and was selected to the All-NFC team four times.

"He is one of the finest to ever play the game," Green Bay Packers Quarterback Bart Starr once said of Staubach. "I think if I had some of that Staubach competitiveness, I'd have been much better."

Staubach, the 1963 Heisman Trophy winner, was drafted by the Dallas Cowboys in 1964 from the Naval Academy, but did not join the team until 1969 due to his Navy commitment. Former president and general manager Tex Schramm signed Staubach to a futures contract in a hotel room in 1964, actually scribbling out the details on a legal-sized tablet that would have Staubach paid annually to participate in training camp practices when he had enough leave built up.

The 1963 Heisman Trophy winner showed up in Dallas as a 27-year-old rookie, but in those 11 seasons still managed to carve out the franchise's all-time leading quarterback rating of 83.42 and became a four-time NFL passing champion. But Staubach almost became better known for his scrambling ability, and to this day ranks eighth on the Cowboys' all-time rushing list with 2,264 yards.

Staubach owns the second-most passing yards in club history, 22,700, and his 3,586 in 1979 still ranks as the second most passing yards in a single season for the Cowboys. He also still leads the club with a career average of 7.67 yards per attempt, and his three 300-yard passing performances in 1979 has him tied for the single-season lead with Don Meredith and Danny White.

Staubach also became known as "Captain Comeback" for his 23 fourth-quarter come-from-behind victories in regular season and playoff games, including 14 in the final two minutes or overtime. Never was this more apparent than in a 1975 playoff game against the Minnesota Vikings when Staubach connected with wide receiver Drew Pearson on a desperation 50-yard "Hail Mary" touchdown pass that knocked the Vikings out of the playoffs.

"You could never defeat Roger mentally or physically," late Cowboys head coach Tom Landry said in 1983. "He was like that in a game, in practice, or in the business world."

Staubach ended his Cowboys career with four Super Bowl appearances, including wins in Super Bowls VI and XII. In Super Bowl VI, Staubach was named the game's Most Valuable Player.

Following the 1979 season, Staubach retired, fearing the after-effects of recurring concussions.

In 1983, Staubach became the sixth member of the Dallas Cowboys Ring of Honor and two years later was inducted into the Pro Football Hall of Fame.

He was born Feb. 5, 1942, in Cincinnati, Ohio.

STAUBACH'S ACCOMPLISHMENTS:

- ★ 6-Time Pro Bowl
- ★ 4-Time NFL Passing Champion
- ★ MVP of Super Bowl VI
- ★ Super Bowl VI and XII Titles
- ★ 5 NFC Titles
- ★ 7 Division Titles
- ★ 1979 Byron "Whizzer" White Award
- ★ 1971 NFL Players Association Most Valuable Player
- ★ 1971 Bert Bell Award
- ★ 1975 Vince Lombardi Sportsman of the Year
- ★ 1963 Heisman Trophy
- ★ 1963 Walter Camp Memorial Trophy
- ★ 1965 Naval Academy Athletic Association Sword

STAUBACH'S CAREER PASSING STATISTICS

Year	G	Att	Comp	Comp %	Yds	YPA	TD	Int	Rating
1969	6	47	23	48.9	421	8.96	1	2	69.5
1970	8	82	44	53.7	542	6.61	2	8	42.9
1971	13	211	126	59.7	1882	8.92	15	4	104.8
1972	4	20	9	45.0	98	4.90	0	2	20.4
1973	14	286	179	62.6	2,428	8.49	23	15	94.6
1974	14	360	190	52.8	2,552	7.09	11	15	68.4
1975	13	348	198	56.9	2,666	7.66	17	16	78.5
1976	14	369	208	56.4	2,715	7.36	14	11	79.9
1977	14	361	210	58.2	2,620	7.26	18	9	87.0
1978	15	413	231	55.9	3,190	7.72	25	16	84.9
1979	16	461	267	57.9	3,586	7.78	27	11	92.3
Total	131	2,958	1,685	57.0	22,700	7.67	153	109	83.4

Additional Statistics: Rushing (410 carries for 2,264 yards and 20 touchdowns).

★ **RANDY WHITE** ★
Defensive Tackle, 1975-88
INDUCTED – 1994

54



Randy White came to the Cowboys from the University of Maryland as the No. 2 pick in the 1975 NFL Draft. Before his career was over, 14 years later, he would become known as the "Manster" – half man, half defensive monster – setting numerous franchise records as the heart-and-soul of the famed "Doomsday Defense".

White struggled in his first two years with the Cowboys when then head coach Tom Landry moved White from his familiar defensive tackle position to linebacker. But, after Landry moved White back to right tackle in 1977, White became one of the NFL's most dominating defensive linemen and a coveted co-Super Bowl MVP.

"Coming out of college a lot was expected of me," White said. "But I never did feel comfortable playing linebacker. Those first two years I was fighting for my life out there. Then they switched me to defensive tackle, where I was a lot more comfortable and from there my career took off."

White played 14 seasons, tying him for second all-time in franchise history, and he set a franchise record with eight All-Pro selections. White also was selected to nine Pro Bowls, ranking third in franchise history for Pro Bowl appearances. White's 16 sacks in 1978 rank third in franchise history for a single season, and he still remains third all-time in career tackles with 1,104 and second with 701 career solo tackles.

"His performances range anywhere from spectacular to spectacular," Landry once said. "He could outmatch anybody's intensity from game to game."

In his career, White played in six NFC Championship Games and three Super Bowls, claiming victory in Super Bowl XII and co-MVP honors with teammate Harvey Martin. Even more astounding, White only missed one game in his 14-year career.

In 1994, White was inducted into the Ring of Honor with teammate Tony Dorsett, the same year he was inducted into the Pro Football Hall of Fame.

"Any honor I receive is a reflection on the great teammates and coaches I had in my career," White said. "There's a real special group of guys with the Cowboys, and to be a part of that was a great honor."

He was born Jan. 15, 1953, in Pittsburgh, Pa.

WHITE'S ACCOMPLISHMENTS:

- ★ 9-Time Pro Bowl
- ★ 8-Time All-Pro
- ★ Co-MVP Super Bowl XII
- ★ 1978 Defensive Player of the Year
- ★ 1982 NFL Defensive Lineman of the Year
- ★ Super Bowl XII Title
- ★ 3 NFC Titles
- ★ 5 Division Titles
- ★ 2nd Franchise History Career Solo Tackles (701)
- ★ 3rd Franchise History Career Combined Tackles (1,104)
- ★ 3rd Franchise History Games Played (209)
- ★ Outland Trophy – University of Maryland
- ★ Lombardi Trophy – University of Maryland

WHITE'S CAREER STATISTICS

Year	Games	Tackles			Sacks	Fum. Rec.
		Solo	Asst.	Total		
1975	14	13	6	19	7.0	2
1976	14	25	17	42	6.0	1
1977	14	70	48	118	13.0	2
1978	16	75	48	123	16.0	0
1979	15	50	41	91	5.0	1
1980	16	56	32	88	6.5	0
1981	16	61	33	94	8.5	0
1982	9	22	21	43	2.5	1
1983	16	67	33	100	12.5	1
1984	16	81	27	108	12.5	0
1985	16	61	34	95	10.5	0
1986	16	73	30	103	6.5	2
1987	15	39	25	64	6.0	0
1988	16	8	8	16	1.5	0
Total	209	701	403	1,104	111.0	10

★ **RAYFIELD WRIGHT** ★
Offensive Tackle, 1967-79
INDUCTED – 2006

70



Only nine players have played football for the Dallas Cowboys longer than Rayfield Wright, and only five players in the history of the Cowboys organization have been to more Pro Bowls than Wright's six.

After playing tight end, tackle and defensive end during his first three NFL seasons, Wright settled in at right tackle in 1970. Before undergoing knee surgery that forced him to miss most of the 1977 season, Wright was acknowledged as the NFL's premier offensive tackle. Wright was selected to six straight Pro Bowls (1971-76) as a tackle while earning All-Pro honors four times and earning recognition on the NFL's all-decade team for the 1970's.

During each of his 13 seasons, the Cowboys offense ranked in the top six in the NFL for total offense, including leading the league five times. Behind his blocking, Calvin Hill became the first 1,000 yard rusher in team history when he ran for 1,036 yards in 1972. All totaled, Dallas had a running back clear the 1,000 yard barrier five times during his tenure. Also behind his blocking, Roger Staubach became the first quarterback in franchise history to throw for more than 3,000 yards in a season when he totaled 3,190 passing yards in 1978, the year Wright returned from his knee surgery.

In his 13-year NFL career with the Dallas Cowboys, Wright was a key contributor to teams that had 13 straight winning seasons, made 12 playoff trips and won 10 division titles. He also played in eight conference championship games and won five NFC Championships (1970, 1971, 1975, 1977, 1978) and two Super Bowls (VI and XII). He was part of a team that had a 74.1% winning percentage in the regular season (137-48-1) and a 60.0% winning percentage in the post season (15-10).

During his 13 seasons, Wright was a participant in five Super Bowls, claiming the ultimate prize twice. Only one other player in NFL history has appeared in more Super Bowls than Wright, he is one of only 13 players in NFL history, and the only offensive tackle, to have played in five Super Bowls.

During Wright's career, the Cowboys were the only team to play in five Super Bowls in one calendar decade – or in any ten year period of time – advancing to the Super Bowl following the 1970, 1971, 1975, 1977 and 1978 seasons.

Rayfield Wright was inducted into the Dallas Cowboys Ring of Honor on October 10, 2004, joining Bob Lilly, Don Meredith, Don Perkins, Chuck Howley, Mel Renfro, Roger Staubach, Lee Roy Jordan, Randy White, Tony Dorsett, Tom Landry, Bob Hayes, Tex Schramm and Cliff Harris. Troy Aikman, Michael Irvin and Emmitt Smith were inducted in 2005.

He was born August 23, 1945, in Griffin, Ga.

WRIGHT'S ACCOMPLISHMENTS:

- ★ 6-time Pro Bowl selection
- ★ 4-time All Pro
- ★ Super Bowl VI and XII titles
- ★ 5 NFC Championships
- ★ 10 Division Titles
- ★ 1970's member of NFL's All-Decade Team


Ring of Honor

The Cowboys honor those who made outstanding contributions to the club by inducting them into the Ring of Honor at Texas Stadium. Their names and the years of service are prominently displayed in silver on the wall above the Cowboys' bench at Texas Stadium. Members of the Cowboys Ring of Honor:



★ TROY AIKMAN ★ Quarterback, 1989-2000

Troy Aikman joined the Cowboys as the first overall pick in the 1989 NFL Draft out of UCLA. After guiding the franchise to three Super Bowl titles, Aikman retired holding or tied for 47 club passing records, including career attempts (4,715), completions (2,898), passing yards (32,942), touchdowns (165) and completion percentage (61.5%). He is the winningest quarterback of any decade, having finished his career with 94 regular season wins in the 90s. Aikman was a six-time Pro Bowler and the MVP of Super Bowl XXVII. He was inducted into the Ring of Honor with Emmitt Smith and Michael Irvin on Monday Sept. 19, 2005 at halftime of the Cowboys-Redskins game. Aikman was elected to the Pro Football Hall of Fame in 2006.



★ TONY DORSETT ★ Running Back, 1977-87

Tony Dorsett finished his career as the second leading rusher in NFL history and played in five NFC Championship Games, two Super Bowls and four Pro Bowls. After guiding the University of Pittsburgh to the 1976 national title and claiming the Heisman Trophy, Dorsett captured rookie of the year honors in 1977. He also holds the NFL record with a 99-yard touchdown run. Inducted into the Ring of Honor in 1994, Dorsett was also elected to the Pro Football Hall of Fame in 1994. Dorsett was inducted into the Ring of Honor at halftime of the Cowboys-Arizona game on Oct. 9, 1994.




★ CLIFF HARRIS ★ Safety, 1970-79

Nicknamed "Captain Crash," Cliff Harris went undrafted in 1971 out of tiny Quachita Baptist in Arkansas, but he eventually found the starting lineup as a rookie and went on to start nine consecutive years. He was named to six Pro Bowls and four All-NFL teams, and he was a member of two Super Bowl winning teams. Harris was at his best in the postseason, finishing his career with six interceptions in 21 playoff games. Harris was a member of the 1970s NFL all-decade team. Harris was inducted into the Ring of Honor at halftime of the Cowboys-N.Y. Giants game on Oct. 10, 2004.



★ **BOB HAYES** ★
Wide Receiver, 1965-74

Bob Hayes led the Cowboys in receptions three times and accumulated 365 receptions for 7,295 receiving yards during his 10-year career. His 71 career touchdown receptions remains the Cowboys club record. Hayes also registered remarkable career numbers for average yards-per-catch (20.0) and average yards-per-punt return (11.1). He was a three-time Pro Bowl selection and four-time All-Pro. One of the greatest sprinters in the history of track and field, Hayes joined the Cowboys with the title of "World's Fastest Human" after winning the Olympic gold medal in the 100 meters in Tokyo in 1964. Hayes was inducted into the Ring of Honor at halftime of the Cowboys against San Diego on Sept 23, 2001.





★ **CHUCK HOWLEY** ★
Linebacker, 1961-73

When Chuck Howley retired in 1973, Tom Landry said "I don't know that I've seen anybody better at linebacker than Howley." A six-time All-Pro, Howley was the most valuable player in Super Bowl V. The Cowboys traded for Howley, who was drafted by Chicago in 1958. He was an All-America center at West Virginia. A six-time Pro Bowl selection, Howley was inducted into the Ring of Honor at halftime of the Cowboys against Detroit, Oct. 30, 1977.

★ **MICHAEL IRVIN** ★
Wide Receiver, 1988-99

Michael "The Playmaker" Irvin helped lead the Dallas Cowboys to six division titles and three Super Bowl rings before a spinal injury cut his playing career short. Irvin was the team's top receiver for eight consecutive seasons and retired as the Cowboys all-time leader in receptions (750), receiving yards (11,904), playoff receptions (87) and playoff receiving yards (1,315). As a five-time Pro Bowl selection, between 1991-98, Irvin has two more appearances than any other receiver in club history. Irvin was inducted into the Ring of Honor with Emmitt Smith and Troy Aikman on Monday Sept. 19, 2005 at halftime of the Cowboys-Redskins game.




★ **LEE ROY JORDAN** ★
Linebacker, 1963-76

The inspirational leader of the Cowboys first championship teams was Lee Roy Jordan. The Cowboys first-round draft choice in 1963 following an All-America career at Alabama, Jordan anchored the "Doomsday Defense" from his middle linebacker position for 14 years. He was named to the Pro Bowl five times and All-Pro twice. Jordan was inducted into the Ring of Honor at halftime of the Cowboys against Arizona on Oct. 29, 1989.

★ **TOM LANDRY** ★
Head Coach, 1960-88

The first head coach of the Cowboys, Tom Landry led Dallas to two Super Bowl wins and five NFC titles in his 29 years at the Cowboys helm. He compiled a career record of 270-178-6, the third most wins in NFL history, and was elected to the Pro Football Hall of Fame in 1990. Landry was inducted into the Ring of Honor at halftime of the Cowboys against N.Y. Giants on Nov. 7, 1993.




★ **BOB LILLY** ★
Defensive Tackle, 1961-74

Nicknamed "Mr. Cowboy," Bob Lilly was the franchise's first draft choice in 1961, the first name in the Ring of Honor in 1975 and its first inductee into the Pro Football Hall of Fame in 1980. A seven-time All-Pro, Lilly was named to a club-record 11 Pro Bowls. He was a two-time All-SWC pick and an All-America at Texas Christian University before being drafted by Dallas. Lilly was inducted into the Ring of Honor at halftime of the Cowboys against Philadelphia on Nov. 23, 1975.



★ **DON MEREDITH** ★
Quarterback, 1960-68

Don Meredith led the Cowboys to their first winning season and their first NFL Championship Game in 1966. Signed by Clint Murchison, Jr. before Dallas was granted its NFL franchise, "Dandy Don" played in two Pro Bowls and was named NFL Player of the Year in 1966. A two-time All-America at SMU, Meredith was inducted into the Ring of Honor at halftime of the Cowboys against N.Y. Giants on Nov. 7, 1976.



★ **DON PERKINS** ★
Running Back, 1961-68

Don Perkins was the first Cowboys player to rush for more than 6,000 yards. A six-time Pro Bowl selection, Perkins finished among the top 10 NFL rushers in each of his eight seasons. He was named NFL Rookie of the Year in 1961 and All-Pro in 1962. Perkins was signed before Dallas was granted its NFL franchise. A three-time All-Skyline pick at New Mexico, Perkins was inducted into the Ring of Honor at halftime of the Cowboys against N.Y. Giants on Nov. 7, 1976.



★ MEL RENFRO ★
Defensive Back, 1964-77

Mel Renfro was named to the Pro Bowl his first 10 seasons in the NFL. He is the club's all-time interceptor with 52 and kick-off returner with a 26.4-yard career average. Renfro was drafted in the second round in 1964 after a career as an All-America halfback and world class sprinter at Oregon. A five-time All-Pro, Renfro was inducted into the Ring of Honor at halftime of the Cowboys against Miami, Oct. 25, 1981. In 1996 Renfro was elected to the Pro Football Hall of Fame.





★ TEX SCHRAMM ★
President and General Manager, 1960-1989

Texas Earnest Schramm Jr., served 29 seasons as president and general manager of the Cowboys, turning a 1960 expansion team into one of the most successful franchises in NFL history. Under Schramm, the team reached five Super Bowls, winning two, made 18 playoff appearances and compiled an NFL-record 20 consecutive winning seasons. Schramm was instrumental in creating the Dallas Cowboys Cheerleaders, developing the Cowboys Ring of Honor and bringing an annual Cowboys Thanksgiving Day game to the nation. Schramm, as chairman of the NFL Competition Committee from 1966 to 1988, was a driving force behind the development of instant replay, giving the head referee a microphone for penalty announcements and developing the wild-card playoff system. One of Schramm's most significant accomplishments was coordinating the merger of the NFL and the American Football League in 1966. He was inducted into the Pro Football Hall of Fame in 1991. Schramm was inducted into the Ring of Honor at halftime of the Cowboys game against Philadelphia on Oct. 12, 2003.

★ EMMITT SMITH ★
Running Back, 1990-2002

Emmitt Smith retired as the NFL's all-time rushing leader with 18,355 yards and scored more rushing touchdowns (164) than any other player in NFL history. Smith was selected to the Pro Bowl eight times, won four NFL rushing titles ('91, '92, '93 and '95), three Super Bowl titles, and a league (1993) and Super Bowl (XXVIII) MVP award. Smith broke Walter Payton's NFL rushing record at Texas Stadium on Oct. 27, 2002 on an 11-yard run in the fourth quarter against the Seattle Seahawks. Smith was inducted into the Ring of Honor with Troy Aikman and Michael Irvin on Monday Sept. 19, 2005 at halftime of the Cowboys-Redskins game.





★ ROGER STAUBACH ★
Quarterback, 1969-79

Roger Staubach led the Cowboys to six NFC Championship Games, four Super Bowls and two Super Bowl titles. A great clutch performer, Staubach led Dallas to comeback victories 23 times, 14 in the last two minutes or overtime. A five-time Pro Bowler, he was drafted by Dallas in 1964 after winning the Heisman Trophy and Maxwell Award at the Naval Academy. Staubach was inducted into the Ring of Honor at halftime of the Cowboys against Tampa Bay, Oct. 9, 1983. Roger was elected to the Pro Football Hall of Fame in 1985.

★ **RANDY WHITE** ★
Defensive Tackle, 1975-88

A nine-time Pro Bowler during his 14 years with Dallas, Randy White established a club-record with eight straight All-Pro selections. White was co-MVP (with teammate Harvey Martin) in the Cowboys Super Bowl XII victory over Denver. A consensus All-America defensive end for Maryland in 1974, White won both the Outland Trophy and the Vince Lombardi Awards. White was inducted into the Ring of Honor at halftime of the Cowboys against Arizona on Oct. 9, 1994. Randy was also elected to the Pro Football Hall of Fame in 1994.



★ **RAYFIELD WRIGHT** ★
Tackle, 1967-79

Rayfield Wright is the only offensive lineman in the Ring of Honor. A seventh-round draft choice, Wright made the conversion from tight end to tackle and became the Cowboys most decorated offensive lineman of the 1970s. During his 13-year career, the "Big Cat" was selected to the Pro Bowl six times, named All-Pro on four occasions and was on two Super Bowl-winning teams in the 1970s. He was the leader of Dallas offensive line units that produced the club's first five 1,000-yard individual rushing seasons. Wright was inducted into the Ring of Honor at halftime of the Cowboys-N.Y. Giants game on Oct. 10, 2004. Wright was elected to the Pro Football Hall of Fame in 2006.

Historical Highlights

1960

LANDRY HIRED – Clint Murchison, Jr., and Bedford Wynne sign N.Y. Giants defensive assistant Tom Landry to a personal services contract on Dec. 27, 1959, with the intention of naming him head coach once they are awarded an expansion franchise by the NFL.

NFL FRANCHISE – Clint Murchison, Jr., and Bedford Wynne were awarded an expansion franchise in the NFL at the annual league meeting in Miami Beach, Fla. The Cowboys were to play as a "swing" team, playing every other team one time during the first season, although listed in the Western Conference standings (January 28).

COWBOYS STOCKED – A player pool was set up in the league meeting in Los Angeles, with each of 12 NFL teams freezing 25 names on its roster and the Cowboys allowed to pick three from each team for a total of 36 veterans. Dallas, once given the list, had to select its 36 players within 24 hours (March 13).

TRAINING STARTS – Rookies report to first Cowboys camp at Pacific University in Forest Grove, Oregon (July 9).

FIRST PRE-SEASON GAME – The Cowboys, less than six months in existence, get their first test and drop a 16-10 preseason game to San Francisco in Seattle (August 6).

FIRST HOME GAME – In their Dallas debut, in the Salesmanship Club preseason game, the Cowboys led the world champion Baltimore Colts into the final minute before a 62-yard pass from Johnny Unitas to Lenny Moore gave the Colts a 14-10 victory (August 19).

FIRST VICTORY – In a preseason game at Louisville, KY, the Cowboys beat the New York's Giants, 14-3, with Frank Clarke catching touchdown passes for 73 yards (Eddie LeBaron) and 74 yards (Don Meredith) (August 27).

FIRST LEAGUE GAME – In their first league game, Dallas fell to Pittsburgh, 35-28, with Bobby Layne leading a fourth-period Steelers rally (Sept. 24, Saturday night).

STREAK SNAPPED – Dallas snaps a 10-game loss streak by tying New York, 31-31, at Yankee Stadium (Dec. 4).

1961

TRAINING STARTS – Rookies launch training at new campsite – St. Olaf College in Northfield, Minn. (July 9).

FIRST LEAGUE WIN – Scoring 10 points in the final 56 seconds, the Cowboys score their first NFL victory, 27-24, over Pittsburgh in the '61 league opener in the Cotton Bowl. Allen Green's 27-yard field goal on the game's final play won it before 23,500 spectators (Sept. 17).

1962

TRAINING STARTS – Team begins training at new campsite – Northern Michigan College in Marquette, Mich. (July 13).

PENALTY HISTORY – For the first time in anyone's memory in an NFL game, points were awarded for a penalty. The Cowboys were holding in the end zone on a 99-yd. TD pass from LeBaron to Clarke, and Pittsburgh was awarded a safety. The Steelers eventually won, 30-28 (Sept. 23).

100-YARD FIRSTS – Cowboys Amos Marsh returned a kickoff 101 yards and Mike Gaechter returned a pass interception 100 yards, both plays for fourth-quarter TDs in a 41-19 win over Philadelphia in Dallas. It was the first time in NFL history that two 100-yard runs had been made in the same game, much less by the same team in the same quarter (Oct. 14).

1963

SHIFT TO KANSAS CITY – The rival Dallas Texans of the AFL announce they are moving the franchise to Kansas City (Feb. 8).

CALIFORNIA TRAINING SITE – The Cowboys open training at California Lutheran College in Thousand Oaks, Calif. (July 12).

HOWTON SETS RECORD – Bill Howton broke Don Hutson's all-time receiving mark with a 14-yard catch at Washington. Hutson's record was 7,991 yards and the catch gave Howton an even 8,000 yards (Sept. 29).

1964

LANDRY CONTRACT – With one year to go on his original contract, Tom Landry is signed to a 10-year extension, in effect giving him an 11-year pact, possibly the longest in major pro sports history (Feb. 5).

1965

FIRST SELLOUT – An overflow crowd of 76,251 jams the Cotton Bowl for the Cleveland game, notching the team's first home sellout. Cleveland won, 24-17 (Nov. 21).

1966

PLAYOFF BOWL – After defeating New York, 38-20, in the season finale (and winning five of their last seven games) to get into the Playoff Bowl at Miami, the Cowboys fall to Baltimore, 35-3 (Jan. 15).

MERGER – Peace comes to pro football with Cowboys General Manager Tex Schramm completing two months of negotiations with AFL's Lamar Hunt, merging the two leagues under the NFL banner (June 8).

SCHRAMM ELEVATED – Texas E. Schramm, Vice-President and General Manager of the Cowboys from the beginning, was named President of the club by Owner Clint Murchison, Jr., who retained the title of Chairman of the Board.

NEELY CASE SOLVED – Dallas and Houston reached agreement in the Ralph Neely case. Neely remained with Dallas with Houston receiving the Cowboys Nos. 1, 2 and two fifth round picks in the 1967 draft (Nov. 17).

THE CHAMPIONSHIP – The Cowboys won their first championship, capturing the Eastern Conference title with a 10-3-1 record, but lost the NFL Championship Game to Green Bay, 34-27.

1967

TEXAS STADIUM – On Dec. 23, Owner Clint Murchison, Jr., formally announced plans to build Texas Stadium in suburban Irving. The stadium, to be financed through a bond-option plan, would be ready for the 1970 season. The stadium would seat a minimum of 58,000.

SECOND CHAMPIONSHIP – Under the NFL's new format, the Cowboys easily won the Capitol Division and defeated Cleveland, Century Division winner, 52-14, in the Cotton Bowl for the Eastern conference championship. However, on Dec. 31 in Green Bay, the Cowboys lost their second bid for an NFL title, falling to the Packers, 21-17, in the 13 degree below weather.

1968

WIN CAPITOL – For the second straight year the Cowboys won the Capitol Division, but for the first time in three years the Cowboys did not win the Eastern Championship, being upset at Cleveland, 31-20, on Dec. 21. Dallas won the Runner-Up Bowl over Minnesota, 17-13.

1969

TEXAS STADIUM – Ground was broken for Texas Stadium in suburban Irving on January 25, and on June 29 Bert Rose was named general manager of the stadium.

ORIGINALS RETIRE – An era ended for the Cowboys in July. On July 5th at a press conference in Dallas, quarterback Don Meredith, the last of the original Cowboys, announced his retirement. Then, on July 18th, the day the veterans were to report to training camp, all-time rushing great Don Perkins officially retired.

REPEAT CAPITOL WINS – Once again the Cowboys rolled to the Capitol Division Championship with an 11-2-1 season. However, the Cowboys failed to win the Eastern Championship when on Dec. 28, the Cowboys lost to Cleveland, 38-14, in the Cotton Bowl.

1970

FIVE STRAIGHT PLAYOFFS – The Cowboys won their last five games to finish 10-4, claim the Eastern Division championship and make the playoffs for the fifth year in a row. They defeated Detroit, 5-0, in the opening round to get a shot at the National Conference championship.

FIRST NFC TITLE – The Cowboys captured the biggest prize of their 11-year history on Jan. 3, 1971 when they downed San Francisco, 17-10, for the NFC crown. A 16-13 loss to Baltimore in the Super Bowl Jan. 17 left Dallas with one major goal still unrealized.

1971

TEXAS STADIUM – The Cowboys opened a new era in their sparkling Irving, Tex., home with a 44-21 victory over the New England Patriots on Oct. 24. Duane Thomas scored the first touchdown in the new stadium, a 56-yard run just two minutes and 16 seconds after the opening kickoff. Attendance was 65,708.

SIX STRAIGHT PLAYOFFS – The Cowboys won their last seven games to finish 11-3, claim the Eastern Division championship and make the playoffs for the sixth year in a row. They defeated Minnesota, 20-12, in the opening round.

SECOND NFC TITLE – For the second consecutive year, the Cowboys met the San Francisco 49ers in the National Conference showdown. This time Dallas won 14-13, to qualify for its second straight Super Bowl.

FIRST WORLD CHAMPIONSHIP – The Cowboys downed the Miami Dolphins, 24-3, to win Super Bowl VI in New Orleans on Jan. 16. It was the 10th victory in a row for Dallas as Roger Staubach passed for two touchdowns and was named the game's Most Valuable Player.

1972

FIRST 1,000-YARD BACK – Calvin Hill became the first Dallas player to rush for 1,000 yards when he gained 111 on Dec. 9 against the Washington Redskins in Texas Stadium. Hill wound up with 1,036 yards for the season on a record 245 carries.

SEVEN STRAIGHT PLAYOFFS – The Cowboys qualified for the NFL playoffs a record seventh consecutive year, their 10-4 record earning them the National Conference Wild Card berth. Roger Staubach passed for two touchdowns in the last 1:30 to give the Cowboys a 30-28 victory at San Francisco in the first round. Then, at Washington on New Year's Eve, Dallas was foiled in its bid for a third straight NFL title with the Redskins win, 16-3.

1973

100 VICTORIES – The Cowboys and Coach Tom Landry recorded their 100th victory with a 40-3 Texas Stadium win over the New Orleans Saints on Sept. 24. Landry ended the season with a career mark of 108-80-6 to rank ninth on the list of the NFL's all-time winningest coaches.

EIGHT STRAIGHT PLAYOFFS – The Cowboys regained the NFC Eastern Division title with a 10-4 record and broke their own NFL record by reaching the playoffs for the eighth year in a row. Dallas defeated the Western Division champion Los Angeles Rams in the first round, 27-16, but fell to Central Division winner Minnesota in the NFC Championship Game, 27-10.

1974

FIRST TOP DRAFT CHOICE – For the first time in their history, the Cowboys had the very first choice in the NFL Draft. The No. 1 pick came to Dallas from Houston in exchange for Tody Smith and Billy Parks. The Cowboys selected Ed "Too Tall" Jones, a 6-9, 260-pound defensive end from Tennessee State.

PLAYOFFS MISSED – The Cowboys' record breaking string of eight straight years in the NFL playoffs was broken when the club's 8-6 record failed to qualify.

1975

LILLY HONORED – "Mr. Cowboy" was honored on Bob Lilly Day at Texas Stadium at halftime of the Philadelphia game on Nov. 23. It was first such recognition ever given to a Dallas player. Lilly never missed a game in 14 years with the Cowboys, earning All-Pro honors seven times at defensive tackle before retiring prior to the '75 season.

TEN STRAIGHT WINNING SEASONS – The Cowboys' 10-4 record earned them the NFC Wild Card berth in the playoffs. The composite record over 10 straight winning seasons was 101-37-2.

THIRD NFC TITLE – After shocking Minnesota in the first round, 17-14, on Roger Staubach's 50-yard "Hail Mary" pass to Drew Pearson, the Cowboys traveled to Los Angeles for the NFC showdown. Staubach threw four touchdown passes, three to Preston Pearson, and Dallas won, 37-7. Pittsburgh won Super Bowl X on Jan. 18 in Miami, 21-17.

1976

MEREDITH, PERKINS HONORED – Former Cowboys greats Don Meredith and Don Perkins joined Bob Lilly in the Ring of Honor at Texas Stadium during halftime ceremonies at the New York Giants game on Nov. 7.

ELEVEN STRAIGHT WINNING SEASONS – The Cowboys won the NFC Eastern Division title with their 11-3 record, giving them their 11th straight winning season and 10th playoff berth in that period. A 14-12 first round loss to Los Angeles – the first time Dallas had lost in the first round under the current playoff setup – ended the season.

1977

HOWLEY HONORED – Former All-Pro linebacker Chuck Howley, a Cowboy from 1961 through 1973, became the fourth member of the Ring of Honor. Howley was honored during ceremonies at halftime of the Detroit Lions game on Oct. 30.

TWELVE STRAIGHT WINNING SEASONS – Getting off to an 8-0 start, their best ever, the Cowboys rolled to a 12-2 record, the championship of the NFC East, and their 12th consecutive winning season. They opened their 11th visit to the playoffs in those 12 years with a 37-7 first-round victory over the Chicago Bears at Texas Stadium.

FOURTH NFC TITLE – Dallas crushed the Minnesota Vikings at Texas Stadium, 23-6, for National Conference crown No. 4 and the right to meet the Denver Broncos in Super Bowl XII.

SECOND WORLD CHAMPIONSHIP – The Cowboys stopped the Denver Broncos, 27-10, to win Super Bowl XII in New Orleans on Jan. 15, 1978. In the process, Dallas tied Minnesota for most Super Bowl appearances (four) and Green Bay, Miami and Pittsburgh for most Super Bowl victories (two). Defensive linemen Harvey Martin and Randy White were named co-MVPs in the game.

1978

THIRTEEN STRAIGHT WINNING SEASONS – After a mediocre 6-4 start, the Cowboys won six straight games to finish the expanded regular season with a 12-4 record and their 10th division crown. It marked the Cowboys' 13th consecutive winning season and 12th trip to the playoffs in that span. Dallas rallied to

beat Atlanta 27-20 in a divisional playoff at Texas Stadium, sending the Cowboys to their seventh NFC championship game in the past nine years.

FIFTH NFC TITLE – Dallas shut out the Rams in Los Angeles 28-0 in the National Conference title game to advance to the Super Bowl a record fifth time, including three of the last four. In the first Super Bowl rematch, Pittsburgh edged the Cowboys 35-31 for the NFL championship on Jan. 21 in Miami's Orange Bowl.

1979

TWENTIETH ANNIVERSARY – The Cowboys celebrated their 20th anniversary season at halftime of the St. Louis Cardinals game at Texas Stadium on Oct. 21. Star players from each of those 20 seasons plus Coach Tom Landry were introduced during the halftime ceremonies.

FOURTH STRAIGHT NFC EAST TITLE – The Cowboys won their final three regular season games to finish with an 11-5 record, their 11th division championship, including the past four NFC East titles, and 14th consecutive winning season. The Cowboys made their 13th trip to the playoffs in those 14 years, but were eliminated by Los Angeles 21-19 in a divisional playoff at Texas Stadium.

1980

STAUBACH RETIRES – At a press conference at Texas Stadium on March 31, quarterback Roger Staubach announced his retirement after 11 record-breaking years with the Cowboys. Staubach held all major Cowboys' passing records and was the all-time leading NFL passer.

LILLY ENTERS HALL OF FAME – Bob Lilly, a seven-time All-Pro defensive tackle in his 14-year career with the Cowboys from 1961-74, became the first Cowboys' player to be inducted into the Pro Football Hall of Fame. Enshrined along with Lilly on Aug. 2 at Canton, Ohio, were Herb Adderley, who played for the Cowboys from 1970-71, Jim Otto and Deacon Jones.

FIFTEEN STRAIGHT WINNING SEASONS – Behind new starting quarterback Danny White, the Cowboys rolled to their 15th consecutive winning season with a surprising 12-4 record, tied for best in the league with Philadelphia and Atlanta. The Cowboys lost the NFC East title to Philadelphia on a tie-breaker, but entered the playoffs for the 14th time in 15 years, this time as a wild card team. The Cowboys beat Los Angeles 34-13 at Texas Stadium in the NFC Wild Card Game and rallied past the Falcons at Atlanta 30-27 to advance to the NFC Championship Game at Philadelphia. But the Cowboys lost 20-7 in their bid for a sixth Super Bowl appearance.

LANDRY'S 200TH VICTORY – Tom Landry joined George Halas and Curly Lambeau as the only coaches with 200 NFL victories when the Cowboys beat Los Angeles 34-13 on Dec. 28 at Texas Stadium in the NFC Wild Card Game, raising Landry's record to 200-119-6, counting regular season and playoff games.

1981

RENFRO HONORED – Former All-Pro defensive back Mel Renfro, the Cowboys' all-time leading pass interceptor, became the fifth member of the Cowboys' Ring of Honor. Renfro, who played for Dallas from 1964 through 1977, was honored during halftime ceremonies of the Cowboys-Miami Dolphins game at Texas Stadium on Oct. 25.

TWELFTH DIVISION CHAMPIONSHIP – The Cowboys regained the NFC Eastern Division Championship, their 12th division title since 1966, with a 12-4 record and tied Oakland's NFL mark of 16 consecutive winning seasons. Entering the playoffs for the 15th time in that span, the Cowboys advanced to the NFC Championship Game for the ninth time in 12 years by routing Tampa Bay 38-0 at Texas Stadium. But for the second year in a row Dallas lost the conference title game. San Francisco scored a last-minute touchdown at Candlestick Park to edge the Cowboys 28-27 for a berth in Super Bowl XVI.

1982

200TH REGULAR-SEASON VICTORY – The Cowboys beat Washington 24-10 at RFK Stadium on Dec. 5 for the club's and Coach Tom Landry's 200th regular season victory.

SEVENTEEN STRAIGHT WINNING SEASONS – The Cowboys finished the strike-shortened regular season 6-3 to establish an NFL record of 17 consecutive winning seasons. Entering the playoffs for a record-tying eighth straight year and for the 16th time in 17 years, the Cowboys beat Tampa Bay 30-17 and Green Bay 37-26, both at Texas Stadium, to advance to the NFC Championship Game for the third year in a row. But again the Cowboys come up short, losing 31-17 at Washington.

1983

STAUBACH HONORED – Former quarterback Roger Staubach, who led the Cowboys to four Super Bowls, became the sixth member of the Ring of Honor during halftime ceremonies of the Cowboys-Tampa Bay game on Oct. 9.

NEW HEADQUARTERS – Ground was broken on Nov. 29 for the Cowboys' new headquarters and training facility at The Valley Ranch in northwest Dallas County.

EIGHTEEN STRAIGHT WINNING SEASONS – The Cowboys extended their NFL record to 18 consecutive winning seasons with a 12-4 finish. The club also set a league record with its ninth straight playoff appearance, qualifying as a wild card entry. The L. A. Rams eliminated Dallas from the playoffs, however, with a 24-17 upset victory at Texas Stadium in the NFC Wild Card Game on Dec. 26.

1984

SILVER SEASON – The Cowboys kicked off their 25th anniversary with a news conference at Texas Stadium on Jan. 27. President Tex Schramm announced the Cowboys would celebrate their 25th anniversary during 1984 under the theme "Silver Season."

OWNERSHIP CHANGES HANDS – The sale of the Cowboys from the Murchison family to an 11-member limited partnership headed by Dallas businessman H.R. "Bum" Bright was approved by NFL owners on March 19 at the league's annual meeting in Honolulu. The sale was completed on May 18.

NINETEEN STRAIGHT WINNING SEASONS – The Cowboys defeated the Eagles 26-10 in Philadelphia to extend their NFL record to 19 consecutive winning seasons. The Cowboys finished 9-7 and missed the playoffs for the first time in 10 years and only the second time in 19 years.

1985

STAUBACH ENTERS HALL OF FAME – Roger Staubach, the master of the comeback victory during his 11-year career as a Cowboys quarterback, was inducted into the Pro Football Hall of Fame in his first year of eligibility. Enshrined with Staubach on Aug. 3 at Canton, Ohio, were Pete Rozelle, Joe Namath, O.J. Simpson and Frank Gatski. Staubach joined Bob Lilly as the only players who spent their entire career with the Cowboys to be elected to the Hall of Fame.

TEXAS STADIUM IMPROVEMENTS – Texas Stadium unveiled a new look when the Cowboys opened their preseason schedule against Green Bay on Aug. 10. The stadium became the first to have two DiamondVision color scoreboards, and the addition of 118 Crown Suites gave Texas Stadium more private suites, 296, than any stadium in the nation.

COWBOYS RANCH OPENS – Cowboys players and coaches reported on Aug. 27 to the team's new headquarters and training facility at Cowboys Center in Valley Ranch.

DORSETT PASSES 10,000 YARDS – On a 19-yard sweep around left end, Tony Dorsett, became the sixth player in NFL history to rush for 10,000 yards. Dorsett's feat highlighted a 27-13 victory over Pittsburgh at Texas Stadium on Oct. 13.

THIRTEENTH DIVISION CHAMPIONSHIP – The Cowboys edged the New York Giants 28-21 on Dec. 15 at Texas Stadium to capture the NFC Eastern Division championship for the first time since 1981. Picked in most season previews to finish third or fourth in the division, the Cowboys rallied for their NFL record 20th consecutive winning season, a 13th division title in 20 years and a playoff berth for the 18th time in that span. But in their NFL record 36th playoff game appearance, the Cowboys fell 20-0 to the Los Angeles Rams in Anaheim Stadium on Jan. 4.

1986

COWBOYS GO TO LONDON – The Cowboys began preparations for their first trip to a foreign country when the NFL announced on March 12 that the Cowboys would play the Super Bowl champion Chicago Bears in a preseason game at London's Wembley Stadium on Aug. 3.

100TH WIN AT TEXAS STADIUM – Dallas defeated St. Louis 37-6 for the club's 100th victory at Texas Stadium. Since the facility opened in 1971 the Cowboys have compiled a 100-25 (.800) record.

STREAK BROKEN – The Cowboys' streak of 20 consecutive winning seasons from 1966 through 1985, third longest in professional sports history, came to an end when the club finished with a 7-9 record after losing seven of its last eight games. Only baseball's New York Yankees (39 straight winning seasons, 1926-64) and hockey's Montreal Canadiens (32 from 1951-52 through 1982-83) surpassed the Cowboys' accomplishments.

1987

FOUNDER DIES – Cowboys founder Clint Murchison, Jr., died March 30 after a long illness. Murchison, 63, who owned the club until 1984, acquired the expansion Dallas franchise in the NFL in 1960. He hired Tex Schramm as general manager, gave Tom Landry a 10-year contract when his coaching career was in doubt in 1964 and was instrumental in the building of Texas Stadium.

DORSETT GETS 12,000 YARDS – Tony Dorsett became the fourth rusher in NFL history to gain more than 12,000 yards when he registered 52 yards against the Rams on Dec. 21 for a career total of 12,036. The only runners ahead of Dorsett were Walter Payton, Jim Brown and Franco Harris.

1988

LANDRY TIES LAMBEAU – Dallas opened the 1988 season against Pittsburgh on Sept. 12 and Tom Landry tied an NFL record held by Curly Lambeau by coaching in his 29th consecutive season with the same team. Lambeau led the Green Bay Packers from 1921-49.

1989

JONES ACQUIRES COWBOYS, NAMED JOHNSON COACH – Jerry Jones reached an agreement to purchase the Cowboys from Bum Bright on Feb. 25 and announced that University of Miami Coach Jimmy Johnson would replace Tom Landry.

SALE APPROVED, SCHRAMM RESIGNS – The sale of the Cowboys to Jerry Jones was unanimously approved by NFL owners on April 18 at a special meeting in New York. At the same meeting, Tex Schramm was named president of the new World League of American Football. He announced his resignation as president and general manager of the Cowboys after 29 years with the club.

AIKMAN SIGNED – The Cowboys, holding the No. 1 pick in the NFL Draft for only the second time in their history, announced the signing of quarterback Troy Aikman to a six-year contract on April 20.

WALKER TRADED – Herschel Walker is traded to Minnesota on Oct. 12 for five players, six conditional draft choices and a 1992 first round draft choice. Among the players who actually came to Dallas as a result of the trade include Emmitt Smith, Russell Maryland, Kevin Smith and Darren Woodson.

JORDAN HONORED – Former All-Pro linebacker Lee Roy Jordan, a Cowboy from 1963-76, became the seventh member of the Ring of Honor. Jordan was honored during ceremonies at halftime of the Phoenix Cardinals game on Oct. 29.

1990

AUSTIN TRAINING CAMP – Beginning on July 18, nearly 100,000 fans visit the Cowboys' first ever in-state training camp at St. Edward's University in Austin, Tex.

LANDRY ENTERS HALL OF FAME – Tom Landry, who led the Cowboys to five Super Bowls and 20 consecutive winning seasons as the Cowboys head coach from 1960-88, was inducted into the Pro Football Hall of Fame in his first year of eligibility. Enshrined on Aug. 4 at Canton, Ohio, Landry joined former Dallas players Bob Lilly and Roger Staubach as the only Hall of Fame members who built their achievements with the Cowboys.

SMITH ROOKIE OF THE YEAR, JOHNSON COACH OF THE YEAR – Following a dramatic turn-around season where the team posted a 7-9 record and missed the playoffs by one game, Jimmy Johnson was named the NFL Coach of the Year by the Associated Press. Running back Emmitt Smith, who led all NFL rookie running backs in rushing yardage and touchdowns, was named the A.P.'s NFC Offensive Rookie of the Year.

1991

RECORD DRAFT HAUL INCLUDES MARYLAND AS NO. 1 OVERALL PICK – After a pre-draft trade with the New England Patriots, the Cowboys used the No. 1 overall selection in the NFL Draft for only the third time in franchise history. Dallas chose Outland Trophy winner Russell Maryland (DT) with the top pick. The Cowboys went on to acquire 16 more choices, setting a club record for most selections in a 12-round draft with 17 overall.

SCHRAMM ENTERS HALL OF FAME – One of the NFL's true innovators, and the guiding force behind the development of America's Team, Tex Schramm was inducted into the Pro Football Hall of Fame on July 27, 1991. Schramm, who served as the President and General Manager of the Dallas Cowboys from the team's inception in 1960 until his retirement in 1989, joined Staubach, Lilly and Landry with his enshrinement in Canton, Ohio.

RETURN TO THE PLAYOFFS – After winning the final five games of the season, Dallas finished with an 11-5 record – the team's best mark since the 1983 season. The initial spark to the winning streak was a 24-21 win over the eventual World Champion Washington Redskins on Nov. 24. The win, at Washington's RFK Stadium, ended the Redskins' bid for a perfect regular season after 11 straight wins. Dallas finished second in the NFC East and qualified as the NFC's No. 2 Wild Card Playoff entry, marking the club's first postseason trip since 1985. Dallas traveled to Chicago and defeated the Bears 17-13 in the opening round Wild Card Game before dropping a 38-6 decision at Detroit the following week.

SMITH AND IRVIN LEAD NFL – Emmitt Smith and Michael Irvin became the first two players from the same team to lead the NFL in rushing yardage and receiving yardage in the same season. Smith had 1,563 yards rushing, while Irvin set single-season club records for receptions (93) and receiving yardage (1,523). Both players were named to the NFC Pro Bowl squad along with tight end Jay Novacek and quarterback Troy Aikman. The Cowboys sent four offensive players to the Pro Bowl for the first time since 1979, and Irvin was named the MVP of the Pro Bowl Game.

1992

JONES NAMED TO COMPETITION COMMITTEE – On May 1, Jerry Jones, was appointed to the NFL's Competition Committee by Commissioner Paul Tagliabue. Jones became the first owner to serve on the prestigious committee since the death of Cincinnati's Paul Brown.

FOURTEENTH DIVISION CHAMPIONSHIP – Before a national television audience on ABC's Monday Night Football, the Cowboys defeated the Atlanta Falcons (41-17) at the Georgia Dome to claim the NFC Eastern Division Championship. The victory marked the Cowboys' first divisional title since 1985.

RECORD NUMBER OF OFFENSIVE PRO BOWL SELECTIONS – Six players from the Cowboys offense were selected to play in the Pro Bowl: RB Emmitt Smith, TE Jay Novacek, QB Troy Aikman, WR Michael Irvin, G Nate Newton and C Mark Stepnoski. The six players establish a Dallas Cowboys' record for most offensive players selected to the Pro Bowl.

CLUB RECORD FOR VICTORIES/SMITH EARNS SECOND RUSHING TITLE – On Dec. 27, Dallas defeated Chicago by a 17-14 score at Texas Stadium. The victory was the 13th of the year for Dallas, establishing a new club record for victories in a season. Emmitt Smith finished the season with 1,713 rushing yards, enabling Smith to become the first player to win back-to-back NFL rushing titles since Eric Dickerson (1983-84).

ROAD ATTENDANCE RECORD SET – The Cowboys set a new team record for road attendance by averaging 72,523 fans-per-road game in 1992. The team also played before a sold-out stadium in all 16 regular season games for the first time since the 1981 season.

SIXTH NFC TITLE – On January 17, 1993, the Cowboys defeated the San Francisco 49ers by a 30-20 score at Candlestick Park. The victory sends Dallas to Super Bowl XXVII in Pasadena, marking the Cowboys first NFC title, and Super Bowl trip, since 1978.

THIRD WORLD CHAMPIONSHIP – While making an NFL record sixth Super Bowl appearance, the Cowboys defeated Buffalo 52-17 in Super Bowl XXVII at the Rose Bowl in Pasadena on Jan. 31, 1993. The victory enabled the Cowboys to become the only franchise in NFL history to win more than one Super Bowl under two different ownerships. The Super Bowl crowd of 98,374 was the largest crowd to ever witness a Dallas Cowboys game. The game was also witnessed by 133.4 million television viewers, making Super Bowl XXVII the most watched event in television history.

1993

WHITE HOUSE VISIT – The Super Bowl Champion Dallas Cowboys became the first athletic team to visit the White House under the Clinton administration. The Cowboys team visit to the White House was the first in club history. (March 5).

LANDRY HONORED – Former Head Coach Tom Landry, who led Dallas to two Super Bowl wins and five NFC titles in his 29 years at the Cowboys helm, became the eighth member of the Ring of Honor during halftime ceremonies of the Cowboys-New York Giants game on Nov. 7.

RECORD NUMBER OF PRO BOWL SELECTIONS – An NFC-record 11 Dallas players were selected to the Pro Bowl, including a club-record eight offensive selections (seven Pro Bowl starters).

FIFTEENTH DIVISION CHAMPIONSHIP – In the final game of the regular season, the Cowboys defeat the New York Giants 16-13 in overtime at Giants Stadium to claim their 15th division crown and their second consecutive NFC East title (Jan. 2).

SMITH EARNS THIRD RUSHING TITLE – Emmitt Smith finishes the season with 1,486 yards to earn his third straight NFL rushing crown. He becomes just the fourth man in NFL history to win three consecutive rushing titles.

SEVENTH NFC TITLE – Dallas defeats San Francisco 38-21 in the NFC Championship Game at Texas Stadium. The victory gives the Cowboys an NFL-record seventh conference championship in the first conference title game to be played at Texas Stadium since Jan. 1, 1978 (a 23-6 win over Minnesota).

FOURTH WORLD CHAMPIONSHIP – Dallas becomes one of just three NFL teams to win four Super Bowls by defeating Buffalo (30-13) in Super Bowl XXVIII. The game, played at the Georgia Dome in Atlanta, featured two rushing touchdowns by Super Bowl MVP Emmitt Smith. Dallas raised its NFL record number of Super Bowl appearances to seven (one fourth of all the Super Bowl games played).

1994

SWITZER NAMED HEAD COACH – Barry Switzer is named the new head coach of the Dallas Cowboys – and the third head coach in team history – on March 30. Switzer replaces Jimmy Johnson, who stepped down as the Cowboys' head coach the previous day.

DORSETT AND WHITE ENTER HALL OF FAME – Tony Dorsett, the Cowboys all-time leading rusher in his 11-year career with the Cowboys from 1977-87, and Randy White, a nine-time Pro Bowl defensive tackle in his 14-year career with the Cowboys from 1975-78, are both inducted into the Pro Football Hall of Fame in their first year of eligibility. They were enshrined on July 30 in Canton, Ohio.

NFL RECORD CROWD IN MEXICO CITY – The Cowboys travel to Mexico City to play the Houston Oilers in a preseason game in front of 112,376 fans, the largest crowd to ever witness an NFL game (Aug. 15).

DORSETT AND WHITE HONORED – Former All-Pro, running back Tony Dorsett and defensive tackle Randy White, became the ninth and tenth members of the Ring of Honor. They were honored during ceremonies at halftime of the Arizona Cardinals game on Oct. 9.

SIXTEENTH DIVISION CHAMPIONSHIP – The Cowboys clinched the NFC Eastern Division Crown in the first week of December with a 31-19 victory over the Eagles in Philadelphia (Dec. 4).

RECORD NUMBER OF PRO BOWL SELECTIONS – AGAIN – For the second straight year, the Cowboys send 11 players to the Pro Bowl, tying the NFC record that Dallas established in 1993.

NFL RECORD FOR TITLE GAME APPEARANCES – While making an NFL record 13th NFC Championship Game appearance, the Cowboys become the only team in NFL history to advance to at least two championship games in every decade of the team's existence. Dallas fell short of its third straight Super Bowl with a 38-28 loss to the San Francisco 49ers at Candlestick Park on Jan. 15, 1995.

1995

SEVENTEENTH DIVISION CHAMPIONSHIP – On Dec. 24, Dallas wrapped up its fourth straight NFC Eastern Division title – a feat that no other NFC East team has accomplished other than the Cowboys teams from 1976 to 1979.

SMITH WINS FOURTH RUSHING CROWN – Emmitt Smith closes the season with a team-record 1,773 rushing yards and an NFL record 25 touchdowns. Smith led the NFL in rushing for the fourth time in five years, becoming just the fifth player in NFL history to win at least four rushing titles.

TEN PRO BOWLERS SELECTED – Ten Cowboys are selected to the NFC Pro Bowl squad. Since 1993, Dallas has earned 32 Pro Bowl selections – the most ever by one team over a three year period of time.

EIGHTH NFC TITLE – The Cowboys win an NFL record eighth conference championship game by defeating the Green Bay Packers 38-27 at Texas Stadium on Jan. 14, 1996. The victory marked the Cowboys third NFC title in four years.

THREE SUPER BOWL TITLES IN FOUR YEARS – Dallas becomes the first team in NFL history to win three Super Bowls in a four year period by defeating the Pittsburgh Steelers 27-17 in Super Bowl XXX at Sun Devil Stadium in Tempe, AZ. The game, played on Jan. 28, 1996, is witnessed by 138.4 million television viewers, making Super Bowl XXX the most watched event in television history. The victory enables Dallas to earn its fifth Super Bowl title – joining the San Francisco 49ers as the only NFL franchises to win five Super Bowls. The Cowboys have now appeared in an NFL record eight Super Bowls – three more than any other team.

1996

RENFRO ENTERS HALL OF FAME – Mel Renfro, a 10-time Pro Bowl selection, becomes the seventh player in club history to gain induction into the Pro Football Hall of Fame. During his 14-year career, Renfro became one of the best to ever play in the secondary, recording 52 career interceptions and a 26.4-yard career kickoff return average – marks that still stand as club records.

SMITH PASSES 10,000 YARDS – On a six-yard dash up the middle against Washington on Thanksgiving Day, Emmitt Smith became the 12th player in NFL history to rush for 10,000 yards. Smith's feat highlighted a 21-10 win over the Redskins at Texas Stadium on Nov. 28.

NINE PRO BOWLERS SELECTED – A NFL-high nine players are selected to the NFC Pro Bowl squad, the fourth straight year Dallas has led the NFL in Pro Bowl selections. Over the past four seasons, Dallas has sent 41 players to Hawaii, the most ever in the NFL in a four-year period. The next highest total was posted by the 1971-74 Miami Dolphins with 38.

EIGHTEENTH DIVISION CHAMPIONSHIP – On Dec. 15, Dallas wrapped up its fifth straight NFC Eastern Division title – a feat never before achieved in the NFC East – and the eighteenth division title in team history with a 12-6 win over New England at Texas Stadium. The Carolina Panthers eliminated the Cowboys from the playoffs in a divisional playoff loss at Carolina.

1997

IRVIN TOPS 10,000 YARDS – On a 14-yard touchdown reception at Washington on Oct. 13, Michael Irvin became the 14th player in NFL history to record over 10,000 yards receiving.

PLAYOFF STREAK SNAPPED – The Cowboys close the 1997 season with a 6-10 record, marking the team's first non-playoff season since 1990.

1998

GAILEY NAMED HEAD COACH – Jerry Jones named Chan Gailey as the fourth head coach in the history of the Dallas Cowboys franchise on Feb. 12. Gailey, who had previously served as the Pittsburgh Steelers offensive coordinator, replaced Barry Switzer, who resigned from his position on January 9th.

TRAINING CAMP OPENS IN WICHITA FALLS – The Cowboys open training camp at Midwestern State University in Wichita Falls, Texas on July 15. Attendance figures for the four-week camp exceed 100,000.

SANDERS SETS RETURN MARK – On Sept. 21, Deion Sanders returned a punt 59 yards for a touchdown in the first half at the New York Giants and then ran back an interception 71 yards for a score in the fourth quarter. It was the first time in club history that one player had scored two touchdowns on returns of any kind in the same game.

SMITH BECOMES CLUB'S ALL-TIME RUSHER – With 163 yards on 29 carries in a 16-6 win over the New York Giants on Nov. 8, Emmitt Smith becomes the Dallas Cowboys all-time leading rusher. Smith's performance pushes him past Tony Dorsett (12,036) and into the Cowboys top spot.

NINETEENTH DIVISION CHAMPIONSHIP – After a one-year absence from postseason play, the Cowboys clinch their sixth NFC Eastern Division title in the last seven years with a 13-9 win over Philadelphia at Texas Stadium on Dec. 20. The 1998 division crown is the 19th division championship (15th NFC East title) in the club's 39-year history.

SMITH BECOMES NFL'S ALL-TIME RUSHING TOUCHDOWN LEADER – After scoring a first-half touchdown on a one-yard run against the Redskins at Texas Stadium, Emmitt Smith becomes the NFL's all-time leader in rushing touchdowns, moving ahead of Marcus Allen (123). Smith later added a 26-yard TD run to bring his record total to 125 rushing touchdowns by season's end.

COWBOYS POST 10 WINS AND SWEEP NFC EAST – The Cowboys closed the year with a 23-7 victory over Washington and a 10-6 record, marking the 23rd season in which Dallas recorded at least 10 wins – a NFL record. The win over the Redskins also enabled Dallas to become the first team in the history of the NFC East to post an 8-0 record in division play.

COWBOYS EXTEND NFL-RECORD WITH 25TH PLAYOFF APPEARANCE – The Cowboys extended their NFL record for postseason appearances to 25 with a 20-7 loss to Arizona in a NFC Wild Card Playoff Game at Texas Stadium on Jan. 2, 1999.

1999

COWBOYS COMEBACK – The Cowboys overcome a 21 point fourth quarter deficit and pull out an overtime win over the Washington Redskins in the season opener on Sept. 12. After the team scored 21 points in the fourth quarter to tie the game – tying the largest deficit overcome to win a game – Troy Aikman connected with Raghbi Ismail on a 76-yard bomb in overtime to provide the final margin of victory.

IRVIN RECORDS FINAL CATCH – On Oct. 10 at Veterans Stadium in Philadelphia, wide receiver Michael Irvin went across the middle and hauled in an eight-yard reception for the 750th catch of his

career. The catch would be the last of his career as he suffered neck and back injuries on the play and was never able to return to the playing field. Irvin finished his career tied for 10th on the NFL's all-time reception list and was ninth all-time in receiving yards.

SELLOUT STREAK ENDS – The Dallas Cowboys NFL-record of consecutive games in front of sold out stadiums comes to an end on Dec. 24, 1999 in a Christmas Eve game against the New Orleans Saints in the Louisiana Superdome. The streak, which included home and away games, came to a halt after 160 games. It began on December 23, 1990 at Philadelphia's Veterans Stadium and included 79 straight sell-outs at Texas Stadium (including playoffs) and 81 straight sell-outs on the road (including playoffs).

AIKMAN NFL'S WINNINGEST QUARTERBACK – With eight wins in 1999, Troy Aikman became the winningest starting quarterback of any decade in NFL history with 90 wins in the 1990s. He broke the mark of 86 wins set by Joe Montana in the 1980s

TEAM OF THE 90'S – The Cowboys close the century as the NFL's most successful team in the decade of the 1990s. From 1990 to 1999, Dallas qualified for the playoffs eight times, won six division titles, made four trips to the conference championship game and won three Super Bowls.

SMITH BECOMES NFL'S ALL-TIME LEADING POSTSEASON RUSHER – Emmitt Smith ran for 99 yards in a 27-10 loss at Minnesota in an NFC Wild Card Playoff Game on Jan. 9, 1999. The total gave Smith the NFL record with 1,586 career postseason rushing yards, moving him past Franco Harris (1,556).

2000

CAMPO NAMED HEAD COACH – Jerry Jones named Cowboys defensive coordinator Dave Campo as the fifth head coach in franchise history on Jan. 26. Campo spent the previous 11 seasons as an assistant coach in Dallas and was the defensive coordinator for the 1995 team that won Super Bowl XXX. He replaced Chan Gailey, who was fired on Jan. 11.

TOM LANDRY DIES – After a long battle with leukemia, Tom Landry died on Feb. 12 at the age of 75.

SMITH ECLIPSES 15,000 YARDS – With 150 yards rushing against Washington on Dec. 10, running back Emmitt Smith became just the third player in NFL history to rush for over 15,000 career yards, joining Walter Payton and Barry Sanders. Smith's effort also pushed him past the 1,000-yard mark for the season, marking the 10th consecutive season he has done so. Barry Sanders is the only other player to have accomplished this feat.

2001

AIKMAN RETIRES – At a press conference at Texas Stadium on April 9, quarterback Troy Aikman announced his retirement after 12 seasons with the Cowboys. Aikman departed holding or tied for 47 separate club passing records.

HAYES HONORED – Former All-Pro wide receiver Bob Hayes, the "World's Fastest Human," became the 11th member of the Ring of Honor. He was inducted during a ceremony at halftime of the San Diego game on Sept. 23.

2002

SMITH BECOMES NFL'S ALL-TIME LEADING RUSHER – On second-and-seven from the Dallas 30-yard line with 9:28 remaining in the fourth quarter against Seattle at Texas Stadium on Oct. 27, Emmitt Smith burst up the middle on an 11-yard run to become the NFL's all-time leading rusher. With that carry, he moved past Walter Payton's mark of 16,726 career rushing yards. Smith finished the day with 109 yards on 24 carries. By season's end, he had extended the record to 17,162 career rushing yards.

2003

PARCELLS BECOMES SIXTH COACH IN CLUB HISTORY – On Jan. 2, Bill Parcells was named the sixth head coach in club history, replacing Dave Campo who was fired on December 30. In 15 seasons as a head coach with the New York Giants, the New England Patriots and the New York Jets, Parcells has posted a 149-106-1 record, including victories in Super Bowls XXI and XXV with the Giants and an appearance in Super Bowl XXXI with the Patriots. His 149 career wins place him 13th in NFL history.

EMMITT SMITH RELEASED – On Feb. 27, Emmitt Smith was released after 13 seasons with the club. He departs as the NFL's all-time leading rusher and holds or is tied for 62 club records. On March 27, Smith signed a two-year contract with the Arizona Cardinals.

TEX SCHRAMM DIES – One of the founding fathers of the Dallas Cowboys, Tex Schramm died on July 15 at the age of 83.

SCHRAMM HONORED – The first president and general manager of the club, Tex Schramm became the 12th member of the Ring of Honor. He was a driving force in turning a 1960 expansion team into one of the most popular and successful sports franchises in the world, Schramm was honored during a half-time ceremony of the Philadelphia game on Oct. 12.

COWBOYS POST 10 WINS AND RETURN TO THE PLAYOFFS – The Cowboys topped the N.Y. Giants on Dec. 21 to record their 10th win of the season and secure a wild card berth in the playoffs. It was the club's 27th postseason appearance, extending their NFL record. It was also the 24th season in franchise history that the club had posted at least 10 wins, also a league record.

2004

HARRIS AND WRIGHT HONORED – Two members of the NFL's All-Decade team from the 1970s, Cliff Harris and Rayfield Wright, became the 13th and 14th members of the Ring of Honor. The duo were key members of the Cowboys teams that captured Super Bowl VI and XII titles and were both six-time Pro Bowl selections. Harris and Wright were honored during a ceremony at halftime of the N.Y. Giants game on Oct. 10.

ARLINGTON TEXAS AND THE DALLAS COWBOYS – With 55% of the vote, the citizens of Arlington, Texas, overwhelming support a stadium referendum at the polls on Nov. 2. The public-private partnership between the City of Arlington and the Dallas Cowboys will fund a retractable roof stadium with capacity for up to 90,000 people in the heart of Arlington's entertainment district. With over \$400 million committed by the team and stadium users, it will be the largest private investment in a stadium in NFL history, and the stadium will give North Texas the ability to bring major events like the Super Bowl and the NCAA Final Four to the region.

SMITH AND WOODSON RETIRE – Within one month's time, the NFL's all-time leading rusher and the Cowboys all-time leading tackler walk away from the game of football for the final time. At a December 29 press conference, Darren Woodson announced his retirement after 12 seasons with the Cowboys. Woodson departed with the club record for career tackles with 1,350. Just a few weeks later on February 3, 2005 at a press conference in Jacksonville, Florida, at Super Bowl XXXIX, Emmitt Smith announced his retirement after 13 seasons with the Cowboys and two with the Arizona Cardinals. In 15 NFL seasons he amassed league records with 18,355 rushing yards, 164 rushing touchdowns and 78 100-yard rushing games.

2005

TRIPLETS HONORED – Troy Aikman, Michael Irvin and Emmitt Smith, the cornerstone players of the three-time Super Bowl Champion Cowboys' teams of the 1990s became the 15th, 16th and 17th members of the club's Ring of Honor. The trio finished their Cowboys career holding almost every major passing, receiving and rushing record while helping the team become the NFL's Team of the Decade for the '90s. A record crowd of 65,207 fans pack Texas Stadium to witness the halftime event during the Monday Night Football match-up against division rival Washington on Sept. 19.

29TH WINNING SEASON – With a 24-20 win at Carolina, the Cowboys clinch the 29th winning season in the franchise's 46 years in operation. Dallas finished the year 9-7.

20 MILLION FANS – The Cowboys played in front of 63,131 fans in the regular season finale at Texas Stadium on Jan. 1, 2006, pushing the club's all-time home attendance figure past the 20 million mark. Dating back to the 1960 franchise opener at the Cotton Bowl, 20,002,761 fans have now seen the Dallas Cowboys live at the Cotton Bowl and Texas Stadium.

2006

AIKMAN AND WRIGHT ENTER HALL OF FAME – Three time Super Bowl Champion quarterback Troy Aikman and six-time Pro Bowl tackle Rayfield Wright become the eighth and ninth former Cowboys to be enshrined in the Pro Football Hall of Fame in Canton, Ohio. Aikman, the MVP of Super Bowl XXVII and the winningest quarterback of the 1990's is selected in his first year of eligibility. Wright, a member of the NFL's 1970s All-Decade team and two Super Bowl winning teams in Dallas is selected in his first year as a senior's committee nominee. Enshrinement ceremonies were scheduled for Aug. 5, 2006 in Canton, Ohio.

CONSTRUCTION BEGINS ON NEW COWBOYS STADIUM – On April 10, 2006, ground was broken on the new Dallas Cowboys Stadium in Arlington, Texas. The state-of-the-art venue is scheduled for

completion by the start of the 2009 NFL season and will accommodate between 80,000 and 100,000 fans.

30th WINNING SEASON AND 28th PLAYOFF APPEARANCE – A victory over the Atlanta Falcons in the Georgia Dome on Dec. 16 wrapped up the Cowboys place in the NFL playoffs for the 28th time while securing the club's 30th winning season (9-7).

2007

PHILLIPS HIRED AS SEVENTH HEAD COACH – On Feb. 8, Jerry Jones announced the appointment of Wade Phillips as the seventh head coach in Dallas Cowboys history. Phillips, who brought a previous 45-35 record as an NFL head coach to the club, replaced Bill Parcells who announced his retirement from coaching on Jan. 22.

SUPER BOWL AWARDED TO NORTH TEXAS AND COWBOYS NEW STADIUM – On May 22, at NFL owners' meetings in Nashville, North Texas was selected to host Super Bowl XLV. The game will be played at the Cowboys new stadium in Arlington, Texas on February 6, 2011. The first Super Bowl to be presented in North Texas was awarded on the fourth ballot of a vote by the NFL ownership.

IRVIN ENTERS HALL OF FAME – Michael Irvin, a member of six divisional winners and three Super Bowl championship teams with the Cowboys of the 1990s, becomes the tenth former Dallas Cowboys player to be enshrined in the Pro Football Hall of Fame. Irvin, the Cowboys career leader in receptions and yardage, chose team owner Jerry Jones to present him for induction at the ceremony in Canton, Ohio on Aug. 4, 2007.

Cowboys Attendance Records

The Cowboys played in the Cotton Bowl (capacity 72,132 in 1970) from 1960 until Texas Stadium was opened on Oct. 24, 1971 against New England. In 1985 seats were removed from Texas Stadium to make room for 118 Crown Suites.

TOTAL ATTENDANCE

Year	Home		Percent Change	Road		Pre-Season		Post-Season		Grand Total
	Games (No.)	Avg.		Games (No.)	Pre-Season Games (No.)	Post-Season Games (No.)				
1960	128,500 (6)	21,417	—	124,820 (6)	120,284 (6)	—	—	—	463,604	
1961	172,000 (7)	24,571	+33.9%	251,443 (7)	97,584 (5)	—	—	—	521,027	
1962	152,446 (7)	21,778	-11.4%	278,807 (7)	178,683 (5)	—	—	—	609,936	
1963	188,727 (7)	26,961	+23.8%	280,062 (7)	214,290 (5)	—	—	—	683,079	
1964	268,661 (7)	38,380	+42.3%	356,339 (7)	207,751 (5)	—	—	—	832,751	
1965	388,912 (7)	55,559	+44.8%	366,390 (7)	199,395 (5)	65,569 (1)	—	—	1,020,266	
1966	473,373 (7)	67,625	+21.7%	408,899 (7)	238,186 (5)	75,504 (1)	—	—	1,195,952	
1967	460,476 (7)	65,782	-2.7%	402,843 (7)	278,511 (5)	121,647 (2)	—	—	1,263,477	
1968	470,110 (7)	67,158	+2.1%	401,626 (7)	300,909 (6)	104,458 (2)	—	—	1,277,103	
1969	443,352 (7)	63,336	-5.7%	434,477 (7)	384,095 (6)	100,472 (2)	—	—	1,362,396	
1970	411,531 (7)	58,790	-7.2%	398,377 (7)	347,327 (6)	212,847 (3)	—	—	1,370,082	
1971	466,220 (7)	66,603	+13.3%	416,043 (7)	375,250 (6)	195,716 (3)	—	—	1,454,229	
1972	446,990 (7)	63,856	-4.1%	391,852 (7)	474,273 (7)	114,343 (2)	—	—	1,427,458	
1973	433,030 (7)	61,861	-3.1%	423,177 (7)	355,994 (6)	128,815 (2)	—	—	1,341,016	
1974	373,435 (7)	53,348	-13.8%	378,233 (7)	284,620 (6)	—	—	—	1,036,288	
1975	402,294 (7)	57,471	+7.7%	404,073 (7)	273,567 (6)	211,095 (3)	—	—	1,291,029	
1976	412,698 (7)	58,957	+2.6%	414,867 (7)	320,564 (6)	62,436 (1)	—	—	1,210,565	
1977	432,885 (7)	61,840	+5.0%	398,486 (7)	329,549 (6)	201,288 (3)	—	—	1,362,208	
1978	498,865 (8)	62,358	+0.9%	484,905 (8)	260,344 (4)	206,464 (3)	—	—	1,450,578	
1979	508,965 (8)	63,621	+0.2%	488,432 (8)	268,989 (5)	64,792 (1)	—	—	1,331,178	
1980	477,378 (8)	59,672	-6.2%	492,828 (8)	244,612 (4)	195,251 (3)	—	—	1,410,069	
1981	511,541 (8)	63,943	+7.2%	502,392 (8)	243,849 (4)	125,373 (2)	—	—	1,383,155	
1982	269,981 (5)	53,996	-15.6%	217,153 (4)	208,057 (4)	184,059 (3)	—	—	879,250	
1983	505,793 (8)	63,224	+17.1%	481,230 (8)	217,621 (4)	43,521 (1)	—	—	1,248,165	
1984	479,733 (8)	59,967	-5.2%	523,951 (8)	203,646 (4)	—	—	—	1,207,330	
1985	478,958 (8)	59,870	-0.2%	489,913 (8)	193,795 (4)	66,351 (1)	—	—	1,229,017	
1986	469,806 (8)	58,726	-1.9%	518,627 (8)	299,134 (5)	—	—	—	1,287,567	
1987	344,406 (7)	49,201	-16.2%	416,141 (8)	199,327 (4)	—	—	—	959,874	
1988	393,129 (8)	49,141	-0.1%	528,529 (8)	177,080 (4)	—	—	—	1,098,738	
1989	418,346 (8)	52,293	+6.4%	490,586 (8)	215,219 (4)	—	—	—	1,124,151	
1990	475,432 (8)	59,429	+13.7%	483,944 (8)	173,716 (4)	—	—	—	1,133,092	
1991	501,901 (8)	62,738	+5.6%	537,101 (8)	219,022 (4)	140,884 (2)	—	—	1,398,908	
1992	506,758 (8)	63,345	+1.0%	580,181 (8)	284,898 (5)	227,015 (3)	—	—	1,598,852	
1993	510,068 (8)	63,759	+0.7%	533,380 (8)	283,409 (5)	202,509 (3)	—	—	1,529,366	
1994	516,628 (8)	64,579	+1.3%	512,896 (8)	354,574 (5)	133,870 (2)	—	—	1,517,968	
1995	518,167 (8)	64,771	+0.3%	518,468 (8)	305,545 (5)	205,853 (3)	—	—	1,548,033	
1996	513,794 (8)	64,224	-0.8%	556,875 (8)	264,937 (5)	137,490 (2)	—	—	1,473,096	
1997	511,767 (8)	63,971	-0.4%	541,187 (8)	240,871 (4)	—	—	—	1,293,825	
1998	510,438 (8)	63,805	-0.3%	564,224 (8)	354,816 (5)	62,969 (1)	—	—	1,492,447	
1999	513,295 (8)	64,162	+0.6%	523,375 (8)	232,646 (5)	64,056 (1)	—	—	1,333,372	
2000	504,360 (8)	63,045	-1.7%	571,110 (8)	289,340 (5)	—	—	—	1,364,810	
2001	505,501 (8)	63,187	+0.1%	550,712 (8)	261,647 (5)	—	—	—	1,317,860	
2002	504,717 (8)	63,089	-0.1%	542,694 (8)	246,211 (4)	—	—	—	1,293,622	
2003	511,244 (8)	63,903	+1.3%	560,476 (8)	195,073 (4)	73,014 (1)	—	—	1,339,787	
2004	510,892 (8)	63,861	0.0%	575,112 (8)	225,759 (4)	—	—	—	1,311,763	
2005	505,258 (8)	63,157	-1.1%	575,780 (8)	193,687 (4)	—	—	—	1,274,725	
2006	506,308(8)	63,289	+1.0	583,201(8)	203,543(4)	68,058(1)	—	—	1,361,110	
Total	20,509,069(353)	58,099	-	21,566,217(353)	12,042,199(229)	3,795,719(58)	—	—	57,913,204	

LARGEST CROWDS

HOME

80,259	vs. Cleveland, Nov. 24, 1966
79,965	vs. St. Louis, Dec. 4, 1966
*66,689	vs. N.Y. Jets, Dec. 4, 1971
†65,207	vs. Washington, Sept. 19, 2005
Postseason	
75,504	vs. Green Bay, Jan. 1, 1967
*66,311	vs. San Francisco, Jan. 2, 1972
†65,135	vs. Green Bay, Jan. 14, 1996

Preseason

78,807	vs. Green Bay, Aug. 28, 1967
*65,405	vs. Houston, Aug. 5, 1972
†63,923	vs. Denver, Aug. 21, 1994

*Texas Stadium record
†Texas Stadium record after 1985 improvements

AWAY

Regular Season	
91,505	@ L.A. Raiders, Oct. 25, 1992
90,588	@ Washington, Dec. 18, 2005
90,367	@ Washington, Sept. 27, 2004
Postseason	
84,483	@ L.A. Rams, Jan. 4, 1976
Preseason	
87,381	@ L.A. Rams, Aug. 8, 1969

NEUTRAL

Postseason	
98,374	vs. Buffalo @ Pasadena, Jan. 31, 1993
Preseason	
112,376	vs. Houston @ Mexico City, Aug. 15, 1994
106,424	vs. N. Eng. @ Mexico City, Aug. 17, 1998

SMALLEST CROWDS

HOME

†10,000	- vs. San Francisco, Nov. 20, 1960
12,692	- vs. Chicago, Nov. 18, 1962

AWAY

4,954	- vs. Minnesota, Aug. 5, 1961 in Sioux Falls, S.D.
12,370	- @ N.Y. Jets, Oct. 4, 1987

†Estimated; no turnstiles in Cotton Bowl in 1960 and 1961

SELLOUT STREAKS

Longest home sellout streak – 136 straight games (began 9/9/91 vs. Washington, still active) regular season and playoffs

Last home non-sellout (regular season and playoffs) – 12/16/90 vs. Phoenix (128 straight)

Longest road sellout streak – 81 straight games (began 12/23/90 @ Philadelphia, ended 12/24/99 @ New Orleans) regular season and playoffs

Last road non-sellout (regular season and playoffs) – 10/20/02 @ Arizona (29 straight)

Longest sellout streak (home and away – regular season and playoffs) – 160 straight games (began 12/16/90 vs. Phoenix, ended 12/24/99 @ New Orleans)

Last non-sellout (regular season and playoffs) – 10/20/02 @ Arizona (58 straight)

Cowboys During the Week

The Dallas Cowboys have a tradition of showing up on the football schedule just about any day of the week. Besides the annual Thanksgiving Day games, the Cowboys have also played on Christmas Day. Besides Sundays, the Cowboys have shown up on Thursdays, Fridays, Saturdays and Mondays. When it comes to prime time, the Cowboys are also front and center on Sunday and Monday nights.

(All Games Regular Season Only Unless Indicated)

Thanksgiving Day Games (24-14-1)

Since 1966, the Cowboys have been a fixture on Thanksgiving Day, having hosted the annual contest for 40 of the last 42 years. In 1975 and 1977, the St. Louis Cardinals played host to the game in place of Dallas. In 1978, the game returned to Dallas for good. The Cowboys have posted a 24-14-1 record in the holiday classic and a 25-14 mark the following week. Here are the Cowboys annual Thanksgiving Day results:

Date	Result	Win/Loss	TV
11/24/86	DALLAS 26, Cleveland 14	Win	CBS
11/23/87	DALLAS 46, St. Louis 21	Win	CBS
11/28/88	DALLAS 29, Washington 20	Win	CBS
11/27/89	DALLAS 24, San Francisco 24	Tie	CBS
11/26/90	DALLAS 16, Green Bay 3	Win	CBS
11/25/91	DALLAS 28, Los Angeles 21	Win	CBS
11/23/92	San Francisco 31, DALLAS 10	Loss	CBS
11/22/93	Miami 14, DALLAS 7	Loss	NBC
11/28/94	DALLAS 24, Washington 23	Win	CBS
11/25/96	DALLAS 19, St. Louis 14	Win	CBS
11/23/98	DALLAS 37, Washington 10	Win	CBS
11/22/99	Houston 30, DALLAS 24	Loss	NBC
11/27/00	DALLAS 51, Seattle 7	Win	NBC
11/26/01	DALLAS 10, Chicago 9	Win	CBS
11/25/02	DALLAS 31, Cleveland 14	Win	NBC
11/24/03	DALLAS 35, St. Louis 17	Win	CBS
11/22/04	DALLAS 20, New England 17	Win	NBC
11/28/05	DALLAS 35, St. Louis 17	Win	CBS
11/27/06	Seattle 31, DALLAS 14	Loss	NBC
11/26/07	Minnesota 44, DALLAS 38 (OT)	Loss	CBS
11/24/08	Houston 25, DALLAS 17	Loss	NBC
11/23/09	Philadelphia 27, DALLAS 0	Loss	CBS
11/22/90	DALLAS 27, Washington 17	Win	CBS
11/28/91	DALLAS 20, Pittsburgh 10	Win	NBC
11/26/92	DALLAS 30, N.Y. Giants 3	Win	CBS
11/25/93	Miami 16, DALLAS 14	Loss	NBC
11/24/94	DALLAS 42, Green Bay 31	Win	FOX
11/23/95	DALLAS 24, Kansas City 12	Win	NBC
11/28/96	DALLAS 21, Washington 10	Win	FOX
11/27/97	Tennessee 27, DALLAS 14	Loss	NBC
11/26/98	Minnesota 46, DALLAS 36	Loss	FOX
11/25/99	DALLAS 20, Miami 0	Win	CBS
11/23/00	Minnesota 27, DALLAS 15	Loss	FOX
11/22/01	Denver 26, DALLAS 24	Loss	CBS
11/28/02	DALLAS 27, Washington 20	Win	FOX
11/27/03	Miami 40, DALLAS 21	Loss	CBS
11/25/04	DALLAS 21, Chicago 7	Win	FOX
11/24/05	Denver 24, DALLAS 21 (OT)	Loss	CBS
11/23/06	DALLAS 38, Tampa Bay 10	Win	FOX

Christmas Day Games

Date	Result	Win/Loss	TV
12/25/95	Dallas 37, ARIZONA 13	Win	ABC
12/25/00	TENNESSEE 31, Dallas 0	Loss	ABC
12/25/06	Philadelphia 23, DALLAS 7	Loss	NBC
Postseason			
12/25/71	Dallas 20, MINNESOTA 12	Win	

New Year's Day Games

Date	Result	Win/Loss	TV
1/1/06	St. Louis 20, DALLAS 10	Loss	ESPN
Postseason			
1/1/67	Green Bay 34, DALLAS 27	Loss	CBS
1/1/78	Dallas 23, MINNESOTA 6	Win	CBS

Thursday Games

Date	Result	Win/Loss	TV
10/26/78	Minnesota 21, DALLAS 10	Loss	ABC

Home team in CAPS

Friday Games

Date	Result	Win/Loss	TV
9/30/60	Philadelphia 27, DALLAS 25	Loss	
12/24/99	NEW ORLEANS 31, Dallas 24	Loss	FOX

Saturday Games (12-10)

Date	Result	Win/Loss	TV
9/24/60	Pittsburgh 35, DALLAS 28	Loss	
9/14/63	St. Louis 34, DALLAS 7	Loss	
9/12/64	St. Louis 16, DALLAS 6	Loss	
11/11/65	DALLAS 27, St. Louis 13	Win	CBS
12/16/67	SAN FRANCISCO 24, Dallas 16	Loss	CBS
12/13/69	DALLAS 27, Baltimore 10	Win	CBS
12/12/70	Dallas 6, CLEVELAND 20	Win	CBS
12/4/71	DALLAS 52, N.Y. Jets 10	Win	NBC
12/18/71	DALLAS 31, St. Louis 12	Win	CBS
12/9/72	DALLAS 34, Washington 24	Win	CBS
12/7/74	DALLAS 41, Cleveland 17	Win	NBC
12/14/77	OAKLAND 27, Dallas 23	Loss	ABC
12/13/75	DALLAS 31, Washington 10	Win	CBS
12/8/79	Dallas 24, PHILADELPHIA 17	Win	CBS
12/19/81	N.Y. GIANTS 13, Dallas 10 (OT)	Loss	CBS
12/16/89	N.Y. GIANTS 15, Dallas 0	Loss	CBS
12/18/93	Dallas 28, N.Y. JETS 7	Win	CBS
12/10/94	Cleveland 19, DALLAS 14	Loss	NBC
12/24/94	N.Y. GIANTS 15, Dallas 10	Loss	FOX
12/21/02	Philadelphia 27, DALLAS 3	Loss	ESPN
12/24/05	Dallas 24, CAROLINA 20	Win	FOX
12/16/06	Dallas 38, ATLANTA 28	Win	NFLN

Postseason (6-6)

12/21/68	CLEVELAND 31, Dallas 20	Loss	CBS
12/26/70	DALLAS 5, Detroit 0	Win	CBS
12/25/71	Dallas 20, MINNESOTA 12	Win	CBS
12/23/72	Dallas 30, SAN FRANCISCO 28	Win	CBS
12/30/78	DALLAS 27, Atlanta 20	Win	CBS
1/2/82	DALLAS 38, Tampa Bay 0	Win	CBS
1/22/83	WASHINGTON 31, Dallas 17	Loss	CBS
1/4/86	L.A. RAMS 20, Dallas 0	Loss	CBS
12/28/96	DALLAS 40, Minnesota 15	Win	ABC
1/2/99	Arizona 20, DALLAS 7	Loss	ABC
1/3/04	CAROLINA 29, Dallas 10	Loss	ABC
1/6/07	SEATTLE 21, Dallas 20	Loss	NBC

Sunday Night Games (12-14)

Date	Result	Win/Loss	TV
10/14/79	DALLAS 30, Los Angeles 6	Win	ABC
10/26/80	DALLAS 42, San Diego 31	Win	ABC
10/18/81	DALLAS 29, Los Angeles 17	Win	ABC
10/23/83	L.A. Raiders 40, DALLAS 38	Loss	ABC
10/21/84	DALLAS 30, New Orleans 27 (OT)	Win	ABC
10/6/85	Dallas 30, N.Y. GIANTS 29	Win	ABC
12/7/86	L.A. RAMS 29, Dallas 10	Loss	ABC
11/22/87	Miami 20, DALLAS 14	Loss	ESPN
11/13/88	Minnesota 43, DALLAS 3	Loss	ESPN
11/5/89	Dallas 13, Washington 3	Win	ESPN
11/11/90	San Francisco 24, DALLAS 6	Loss	ESPN
9/22/91	Dallas 17, PHOENIX 9	Win	TNT
10/19/93	Dallas 17, PHOENIX 10	Win	TNT
9/17/95	Dallas 23, MINNESOTA 17 (OT)	Win	TNT
9/7/97	ARIZONA 25, Dallas 22 (OT)	Loss	TNT
12/27/98	DALLAS 23, Washington 7	Win	ESPN
12/5/99	NEW ENGLAND 13, Dallas 6	Loss	ESPN
9/10/00	ARIZONA 32, Dallas 31	Loss	ESPN
9/30/01	PHILADELPHIA 40, Dallas 18	Loss	ESPN
9/8/02	HOUSTON 19, Dallas 10	Loss	ESPN
11/16/03	NEW ENGLAND 12, Dallas 0	Loss	ESPN
1/2/05	N.Y. GIANTS 28, Dallas 24	Loss	ESPN
1/1/06	St. Louis 20, DALLAS 10	Loss	ESPN
9/17/06	DALLAS 27, Washington 10	Win	NBC
10/29/06	Dallas 35, CAROLINA 14	Win	NBC
12/10/06	New Orleans 42, DALLAS 17	Loss	NBC

Monday Night Games (41-32)

The Cowboys will be playing their 74th game on Monday during the 2007 season. The majority of the Cowboys Monday games were played on ABC *Monday Night Football* from 1970-2005 when the Cowboys appeared 67 times on the prime time telecast – posting a 39-28 record. Only Miami, with 71 games, has appeared on MNF more. The Cowboys posted a 17-11 record at home and a 22-17 mark on the road. The 39 ABC MNF wins are the most in league history (Miami also had 39 wins). The Cowboys have also played in six other Monday games, on CBS, NBC and ESPN – which landed MNF in 2005. Prior to the 1970 creation of ABC MNF, the Cowboys played in three (1-2) games on Monday and two (1-1) Monday postseason contests. The week after playing on Monday night, the Cowboys are 32-28 (five times the Cowboys final game of the season was on Monday and six times they followed with a bye). Here are the Cowboys Monday game results:

Date	Result	Win/Loss	Date	Result	Win/Loss
10/4/65	ST. LOUIS 20, Dallas 13	Loss	9/12/88	Dallas 17, PHOENIX 14	Win
10/28/68	Green Bay 28, DALLAS 17	Loss	10/3/88	NEW ORLEANS 20, Dallas 17	Loss
10/27/69	DALLAS 25, New York 3	Win	9/9/91	Washington 33, DALLAS 31	Loss
11/16/70	St. Louis 38, DALLAS 0	Loss	9/7/92	DALLAS 23, Washington 10	Win
10/11/71	DALLAS 20, N.Y. Giants 13	Win	10/5/92	PHILADELPHIA 31, Dallas 7	Loss
10/30/72	DALLAS 28, Detroit 24	Win	12/21/92	Dallas 41, ATLANTA 17	Win
9/24/73	DALLAS 40, New Orleans 3	Win	9/6/93	WASHINGTON 35, Dallas 16	Loss
10/8/73	WASHINGTON 14, Dallas 7	Loss	12/6/93	DALLAS 23, Philadelphia 17	Win
9/23/74	PHILADELPHIA 13, Dallas 10	Loss	9/19/94	Detroit 20, DALLAS 17 (OT)	Loss
10/6/75	Dallas 36, DETROIT 10	Win	11/7/94	DALLAS 38, N.Y. Giants 10	Win
11/10/75	Kansas City 34, DALLAS 31	Loss	12/19/94	Dallas 24, NEW ORLEANS 16	Win
11/15/76	DALLAS 17, Buffalo 10	Win	9/4/95	Dallas 35, N.Y. GIANTS 0	Win
11/14/77	St. Louis 24, DALLAS 17	Loss	11/6/95	DALLAS 34, Philadelphia 12	Win
12/12/77	Dallas 42, SAN FRANCISCO 35	Win	12/25/95	Dallas 37, ARIZONA 13	Win
12/26/77	DALLAS 37, Chicago 7	Win	9/2/96	CHICAGO 22, Dallas 6	Loss
9/4/78	DALLAS 38, Baltimore 0	Win	9/30/96	Dallas 23, PHILADELPHIA 19	Win
10/2/78	WASHINGTON 9, Dallas 5	Loss	11/18/96	DALLAS 21, Green Bay 6	Win
9/24/79	CLEVELAND 26, Dallas 7	Loss	9/15/97	DALLAS 21, Philadelphia 20	Win
11/12/79	Philadelphia 31, DALLAS 21	Loss	10/13/97	WASHINGTON 21, Dallas 16	Loss
9/8/80	Dallas 17, WASHINGTON 3	Win	12/8/97	Carolina 23, DALLAS 13	Loss
12/15/80	LOS ANGELES 38, Dallas 14	Loss	9/21/98	Dallas 31, N.Y. GIANTS 7	Win
9/21/81	Dallas 35, NEW ENGLAND 21	Win	11/2/98	Dallas 34, PHILADELPHIA 0	Win
11/9/81	DALLAS 27, Buffalo 14	Win	9/20/99	DALLAS 24, Atlanta 7	Win
9/13/82	Pittsburgh 36, DALLAS 28	Loss	10/18/99	N.Y. GIANTS 13, Dallas 10	Loss
12/13/82	Dallas 37, HOUSTON 7	Win	11/8/99	MINNESOTA 27, Dallas 17	Loss
1/3/83	MINNESOTA 31, Dallas 27	Loss	10/18/00	Dallas 27, WASHINGTON 21	Win
9/5/83	Dallas 31, WASHINGTON 30	Win	12/25/00	TENNESSEE 31, Dallas 0	Loss
12/19/83	SAN FRANCISCO 42, Dallas 17	Loss	10/15/01	DALLAS 9, Washington 7	Win
12/26/83	L.A. Rams 24, DALLAS 17	Loss	9/15/03	Dallas 35, N.Y. GIANTS 32 (OT)	Win
9/3/84	Dallas 20, L.A. RAMS 13	Win	9/27/04	Dallas 21, WASHINGTON 18	Win
12/17/84	MIAMI 28, Dallas 21	Loss	11/15/04	Philadelphia 49, DALLAS 21	Loss
9/9/85	DALLAS 44, Washington 14	Win	12/6/04	Dallas 43, SEATTLE 39	Win
11/4/85	ST. LOUIS 21, Dallas 10	Loss	9/19/05	Washington 14, DALLAS 13	Loss
9/8/86	DALLAS 31, N.Y. Giants 28	Win	11/14/05	Dallas 21, PHILADELPHIA 20	Win
9/29/86	Dallas 31, ST. LOUIS 7	Win	10/23/06	N.Y. Giants 36, DALLAS 22	Loss
10/19/87	Washington 13, DALLAS 7	Loss	12/25/06	Philadelphia 23, DALLAS 7	Loss
11/2/87	DALLAS 33, N.Y. Giants 24	Win			
12/21/87	Dallas 29, L.A. RAMS 21	Win			

*Postseason game

All-Time Preseason Record (112-115-2)

Arizona.....	0-3	Miami	3-1
Atlanta.....	1-2	Minnesota	3-4-1
Baltimore.....	0-0	New England	1-4
Buffalo.....	1-2	New Orleans	4-3
Carolina.....	1-0	New York Giants	1-1
Chicago.....	3-5	New York Jets	2-1
Cincinnati.....	0-0	Oakland.....	9-16
Cleveland.....	1-1	Philadelphia	0-0
College All-Stars	1-0	Pittsburgh	7-7
Denver	5-6	St. Louis.....	10-13
Detroit	3-1-1	San Diego.....	6-4
Green Bay.....	6-9	San Francisco.....	9-4
Houston.....	2-1	Seattle.....	2-3
Indianapolis.....	3-5	Tampa Bay.....	0-0
Jacksonville.....	3-2	Tennessee.....	20-13
Kansas City.....	5-4	Washington	0-0

Cowboys Indoors (20-20)

The Dallas Cowboys played their first indoor football game Nov. 24, 1974 in the Houston Astrodome, posting a 10-0 win over the Oilers. Since that date, the Cowboys have gone 20-20 inside in the regular season. The club is 2-2 indoors in the postseason, with both wins coming in Super Bowls.

Dome Game Results

Arizona Cardinals (1-0)

11/12/06 Dallas 27, ARIZONA 10Win

Atlanta Falcons (3-2)

12/21/92 Dallas 41, ATLANTA 17Win
 11/21/93 ATLANTA 27, Dallas 14Loss
 10/29/95 Dallas 28, ATLANTA 13Win
 11/11/01 ATLANTA 20, Dallas 13Loss
 12/16/06 Dallas 38, ATLANTA 28Win

Arizona Cardinals (1-0)

11/12/06 Dallas 27, ARIZONA 10Win

Detroit Lions (4-6)

10/6/75 Dallas 36, DETROIT 10Win
 11/15/81 DETROIT 27, Dallas 24Loss
 9/15/85 DETROIT 26, Dallas 21Loss
 9/14/86 Dallas 31, Detroit 7Win
 11/8/87 DETROIT 27, Dallas 17Loss
 10/27/91 DETROIT 34, Dallas 10Loss
 11/8/92 Dallas 37, DETROIT 3Win
 1/6/02 DETROIT 15, Dallas 10Loss
 11/3/02 DETROIT 9, Dallas 7Loss
 10/19/03 Dallas 38, DETROIT 7Win

Houston Texans (0-1)

9/8/02 HOUSTON 19, Dallas 10Loss

Indianapolis Colts (1-2)

10/10/93 Dallas 27, Indianapolis 3Win
 10/31/99 INDIANAPOLIS 34, Dallas 24Loss
 11/17/02 INDIANAPOLIS 20, Dallas 3Loss

Minnesota Vikings (3-3)

1/3/83 MINNESOTA 31, Dallas 27Loss
 10/2/83 Dallas 37, MINNESOTA 24Win
 12/12/93 Dallas 37, MINNESOTA 20Win
 9/17/95 Dallas 23, MINNESOTA 17 (OT)Win
 11/8/99 MINNESOTA 27, Dallas 17Loss
 9/12/04 MINNESOTA 35, Dallas 17Loss

New Orleans Saints (2-5)

9/19/76 Dallas 24, NEW ORLEANS 6Win
 10/3/88 NEW ORLEANS 20, Dallas 17Loss
 9/10/89 NEW ORLEANS 28, Dallas 0Loss
 12/19/94 Dallas 24, NEW ORLEANS 16Win
 12/6/98 NEW ORLEANS 22, Dallas 3Loss
 12/24/99 NEW ORLEANS 31, Dallas 24Loss
 12/28/03 NEW ORLEANS 13, Dallas 7Loss

St. Louis Rams (1-0)

9/29/02 Dallas 13, ST. LOUIS 10Win

Seattle Seahawks (2-0)

10/3/76 Dallas 28, SEATTLE 13Win
 12/4/83 Dallas 35, SEATTLE 10Win

Tennessee Titans (3-1)

11/24/74 Dallas 10, HOUSTON 0Win
 12/13/82 Dallas 37, HOUSTON 7Win
 9/29/85 Dallas 17, HOUSTON 10Win
 11/10/91 HOUSTON 26, Dallas 23 (OT)Loss

Postseason

Super Bowl XII – New Orleans, Superdome

1/15/78 Dallas 27, Denver 10Win

NFC Divisional Playoffs

1/5/92 DETROIT 38, Dallas 6Loss

Super Bowl XXVIII – Atlanta, Georgia Dome

1/30/94 Dallas 30, Buffalo 13Win

NFC Wild Card Game

1/9/00 MINNESOTA 27, Dallas 10Loss


COWBOYS OVERTIME GAMES

The Cowboys have played in 24 regular season overtime games with a record of 13-11 since the NFL adopted the extra session in 1974.

	Score by Quarters					Total	Winning Score
	1	2	3	4	OT		
<i>Sept. 28, 1975 at Texas Stadium</i>							
*St. Louis	0	3	14	14	0	—	31 DuPree 3 pass from Staubach at 7:07
DALLAS	0	7	21	3	6	—	37
<i>Nov. 2, 1975 at RFK Stadium</i>							
*DALLAS	0	17	0	7	0	—	24
Washington	3	7	7	7	6	—	30 Kilmer 1 run at 8:26
<i>Sept. 18, 1977 at Metropolitan Stadium</i>							
DALLAS	0	3	0	7	6	—	16 Staubach 4 run at 8:46
*Minnesota	7	0	0	3	0	—	10
<i>Oct. 15, 1978 at Busch Stadium</i>							
*DALLAS	0	7	14	0	3	—	24 FG Septien 47 at 11:32
St. Louis	7	7	0	7	0	—	21
<i>Dec. 19, 1981 at Giants Stadium</i>							
*DALLAS	0	0	0	10	0	—	10
N.Y. Giants	0	0	7	3	3	—	13 FG Danelo 35 at 8:41
<i>Oct. 9, 1983 at Texas Stadium</i>							
Tampa Bay	10	0	7	7	0	—	24
DALLAS	7	7	3	7	3	—	27 FG Septien 42 at 10:22
<i>Oct. 21, 1984 at Texas Stadium</i>							
New Orleans	0	17	10	0	0	—	27
*DALLAS	3	0	3	21	3	—	30 FG Septien 41 at 11:18
<i>Nov. 15, 1987 at Sullivan Stadium</i>							
*DALLAS	7	7	0	3	6	—	23 Walker 60 run at 13:10
New England	0	7	0	10	0	—	17
<i>Nov. 26, 1987 at Texas Stadium</i>							
*Minnesota	14	7	7	10	6	—	44 Nelson 24 run at 7:09
DALLAS	0	14	10	14	0	—	38
<i>Nov. 10, 1991 at The Astrodome</i>							
DALLAS	10	3	3	7	0	—	23
*Houston	0	10	3	10	3	—	26 FG Del Greco 23 at 0:29
<i>Jan. 2, 1994 at Giants Stadium</i>							
DALLAS	3	10	0	0	3	—	16 FG Murray 41 at 4:16
*N.Y. Giants	0	0	10	3	0	—	13
<i>Sept. 19, 1994 at Texas Stadium</i>							
*Detroit	3	7	7	0	3	—	20 FG Hanson 44 at 0:27
DALLAS	7	0	3	7	0	—	17
<i>Sept. 17, 1995 at The Hubert H. Humphrey Metrodome</i>							
*DALLAS	6	3	0	8	6	—	23 Smith 31 run at 12:34
Minnesota	3	7	0	7	0	—	17
<i>Nov. 10, 1996 at 3Com Park</i>							
*DALLAS	0	7	0	10	3	—	20 FG Boniol 29 at 8:43
San Francisco	10	0	0	7	0	—	17
<i>Sept. 7, 1997 at Sun Devil Stadium</i>							
*DALLAS	6	13	3	0	0	—	22
Arizona	0	7	7	8	3	—	25 FG Butler 20 at 6:30
<i>Sept. 12, 1999 at Redskins Stadium</i>							
DALLAS	7	7	0	21	6	—	41 Ismail 76 pass from Aikman at 10:51
*Washington	3	10	22	0	0	—	35
<i>Oct. 1, 2000 at Ericsson Stadium</i>							
*DALLAS	0	10	3	0	3	—	16 FG Seder 24 at 11:08
Carolina	0	10	0	3	0	—	13
<i>Oct. 29, 2000 at Texas Stadium</i>							
*Jacksonville	0	17	0	0	6	—	23 Whitted 37 pass from Brunell at 11:16
DALLAS	7	0	3	7	0	—	17
<i>Nov. 5, 2000 at Veterans Stadium</i>							
DALLAS	0	7	3	3	0	—	13
*Philadelphia	0	0	0	13	3	—	16 FG Akers 32 at 7:05
<i>Nov. 4, 2001 at Giants Stadium</i>							
*DALLAS	10	14	0	0	0	—	24
N.Y. Giants	0	7	7	10	3	—	27 FG Anderson 42 at 7:55
<i>Oct. 20, 2002 at Sun Devil Stadium</i>							
*DALLAS	0	0	6	0	0	—	6
Arizona	3	3	0	0	3	—	9 FG Gramatica 40 at 3:10
<i>Sept. 15, 2003 at Giants Stadium</i>							
*DALLAS	7	13	6	6	3	—	35 FG Cundiff 25 at 5:56
N.Y. Giants	7	0	7	18	0	—	32
<i>Oct. 16, 2005 at Texas Stadium</i>							
N.Y. Giants	3	3	0	7	0	—	13
*DALLAS	0	7	0	6	3	—	16 FG Cortez 45 at 11:13
<i>Nov. 24, 2005 at Texas Stadium</i>							
*Denver	7	7	7	0	3	—	24 FG Elam 24 at 13:39
DALLAS	7	7	0	7	0	—	21

*Won toss to begin overtime

**THE
SIDELINES**



Home to the Dallas Cowboys

The Dallas Cowboys have called both the Cotton Bowl and Texas Stadium home over the last 47 years. In 2009, the club's 50th year of operation, the Cowboys will move into its newest home, a state-of-the-art facility in Arlington, Texas.

Cotton Bowl



upper decks on each side increased capacity to 75,504 by the time the Cowboys arrived in 1960. From 1960 into the 1971 season, the Cowboys called the Cotton Bowl home, posting a 45-33-4 record, including a 2-2 mark in postseason. The largest home crowd in club history is still the 80,259 that packed into the Cotton Bowl on Nov. 24, 1966 to watch the Cowboys defeat the Cleveland Browns 26-14, in the inaugural Thanksgiving Day game in Dallas.

Texas Stadium

The current home of Cowboys football is Texas Stadium, a football facility built at a cost of \$35 million in 1971. The Cowboys opened their facility on Oct. 24, 1971 with a 44-21 victory over New England. Since then, the Cowboys have posted a 201-95 record (.679) overall, including a

16-5 (.762) mark in postseason, at home. Located in the Dallas suburb of Irving, Texas Stadium has a seating capacity of 65,529 and features two Daktronics color replay screens, 380 luxury suites, three sports bars, 52 concession stands, 40 specialty stands, 86 restrooms, 115 drinking fountains and 130 acres of parking. Texas Stadium's most unique feature is the partial roof which covers fans from inclement weather, but leaves the game outdoors. Texas Stadium also boasts the luxurious Stadium Club, one of Dallas's premier locations for private parties, banquets and convention gatherings.

The Corral, outside Gate 8, features food, beverage, entertainment and large screen televisions for fan hospitality before, during and after all Cowboys home games and special events.

Complete banquet, catering and special event services are available for private groups at Texas Stadium. Information on hosting an event can be obtained by calling 972-785-4000.

Tours of Texas Stadium are available hourly Monday through Saturday from 10:00 a.m. to 3:00 p.m., and Sundays, when no events are scheduled, from 11:00 a.m. to 3:00 p.m. Call 972-785-4780 for more information.

The Cowboys souvenir shop, The Pro Shop, is also open daily on the grounds outside the stadium at Gate 8.



Arlington, Texas

On Nov. 2, 2004 the voters of Arlington approved a public-private partnership with the Dallas Cowboys to build a state-of-the-art, retractable roof stadium in Arlington, Texas in time for the 2009 season. Located in the heart of Arlington's entertainment district, construction on the new stadium began in April, 2006 and will be completed by the summer of 2009.



The new Dallas Cowboys Stadium, located in Arlington, Texas, will open for the 2009 NFL season and play host to Super Bowl XLV on February 6, 2011. The largest NFL stadium ever built is designed to enhance the international Cowboys brand with its modern progressive architecture while incorporating elements of the Texas Stadium Cowboys heritage such as the shape of the roof's opening and the Ring of Honor.

The 2.3 million square-foot stadium will have an approximate capacity of 80,000 and the flexibility to accommodate up to 100,000 fans. The stadium features signature monumental arches, an expansive retractable roof, massive glass retractable end zone doors, a distinguishing canted glass wall, and the world's largest center-hung video board.

"The challenge for us with this new stadium was to innovate, but at the same time never forget to acknowledge tradition," said Jerry Jones, owner and president, Dallas Cowboys. "This new stadium embodies the spirit of the Dallas Cowboys and that starts with the familiar 'hole in the roof'. What we have designed is a building we believe is both architecturally significant and also reflects the emotion and competition that goes on inside."

The stadium is designed by HKS Architects, ranked one of the top-five sport/stadium designers in the world.

Key Design Highlights

★ **Monumental Arches** – The stadium features two monumental arches, soaring 292 feet above the playing field, which support a retractable roof. As the longest single span roof structure in the world, each boxed arch is 17 feet wide by 35 feet deep. Weighing 3,255 tons each, these impressive structures spans a quarter mile (1,290 feet) in length. As one of the first components to be constructed, the arches will form a striking silhouette on the Arlington landscape as sunlight reflects against the metallic surface during the day and a tailored lighting system reflects the form at night.

★ **Retractable Roof** – Designed to be open or closed, depending on weather conditions, the expansive retractable roof is the largest of its kind in the world and measures approximately 661,000 square feet. When closed, the roof encompasses 104 million cubic feet of volume,



making it the largest enclosed NFL stadium in the world. The retractable roof is designed specifically to emulate the current Texas Stadium opening which is recognized around the world and allow views inward and outward. Each panel can open or close in 12 minutes. The entire playing field can be seen from directly above.

★ **Retractable Doors** – The stadium features the largest retractable end zone doors in the world. Each has a five-leaf, clear, retractable opening measuring 120 feet high by 180 feet wide. The five 38-foot panels take only 18 minutes to open or close. By using clear glass for the door panels, spectators experience panoramic vistas from within the seating bowl and when circulating through the stadium concourses. Moreover, the operability provides air circulation during game-day and non-game-day events.

★ **Center-Hung Videoboard** – Within the seating bowl, Cowboys fans will be provided with a one-of-a-kind feature unlike any other in the world, a center-hung video board. Hanging 110 feet above the field from the roof structure, the innovative video center spans between the 20-yard lines and features four individual boards – two facing the sidelines and two facing the end zones. The sideline boards measure 180 feet wide by 50 feet tall while those facing the end zones measure 48 feet by 27 feet. All four boards are angled toward the stands for optimal viewing. The stunning combination of these boards will immerse spectators with video imagery, creating a premium on upper level seats and presenting the game in a way never before experienced.

★ **Canted Glass Wall** – One of the most compelling architectural features of the stadium design is the canted glass exterior wall. The 86-foot high glass, curtain-wall surface slopes outwardly at a 14 degree angle to create a luminescent glow day or night. A fritted glass system transitions up the elevation to create a dynamic, ever-changing aesthetic depending on the time of day. At night, a series of internal lights gently wash the glass wall to create a glow across the facade.

★ **Suites** – The design includes 200 suites that have been decentralized and are in eight locations distributed across five separate levels of the stadium. The most unique will be the field-level sideline suites for up-close and personal viewing of the games.



Design Statistics

Total Square Footage: 2.3 million square feet. The entire Statue of Liberty and its base could fit into the stadium with the roof closed. The stadium is also the world's largest column-free room. The American Airlines Center in Dallas could fit entirely into the new stadium at field level.

Interior Cubic Volume: 104 million cubic feet. (By comparison, Reliant Stadium in Houston measures 90 million cubic feet.) The Dallas Cowboys stadium will be the largest enclosed stadium (in cubic feet) in the NFL.

Seating Capacity: A capacity of 80,000 plus standing room or additional seating in the end zones, along with ticketed areas in the end zone plazas can increase total capacity to 100,000.

Suites: There will be 200 suites in eight different locations on five separate levels of the stadium. Field-level suites will be available on the sidelines as well as in the end zones for up-close and personal viewing of the games. The Hall of Fame level suites will be 20 rows from the field, making them the closest elevated suites in the NFL.

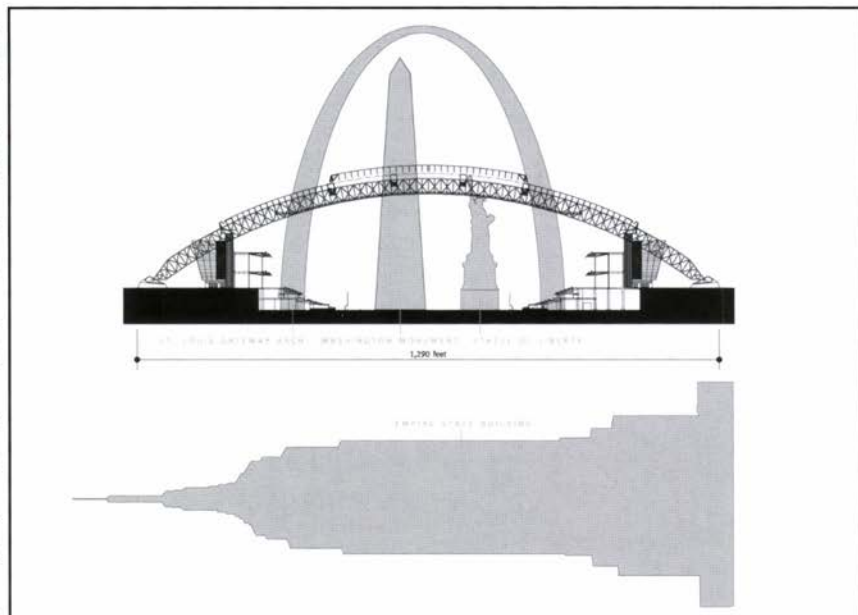
Domed Roof: At 661,000 square feet, the stadium will be the largest domed structure in the world.

Retractable Roof: The open roof design that was a unique feature of Texas Stadium will be carried over into the design of the new stadium, with the improvement of a new retractable feature, revealing an opening that measures 256 feet wide and 410 feet long. Two bi-parting mechanized roof panels will be driven by a rack-and-pinion drive system consisting of 64 7.5 HP electric motors, making it the first of its kind in the world. The open/close time is 12 minutes.

Arches: The roof is supported by two 35-foot deep and 17-foot wide boxed arch trusses. Each truss spans nearly a quarter mile (1,290) feet making the roof the longest clear-span structure in the world. The arches are more than twice the length of the Gateway Arch in St. Louis.

Glass Retractable Door: Each end zone features a five-leaf clear glass retractable door measuring 120 feet high and 180 feet wide, making it the tallest moveable glass wall in the world.

Parking: It is estimated that between parking owned or under control of the Dallas Cowboys as well as the entrepreneurial lots in and around the stadium area, that there will be 30,000 parking spaces available to fans on game day.



As the largest NFL venue ever built, the new stadium boasts the most spectacular column-free room in the world, stretching a quarter-mile in length. Encasing 2.3 million square feet, the majestic scale of the stadium measures twice the distance of the St. Louis Gateway arch. In addition, the Statue of Liberty can stand completely inside the room structure. The magnitude of the stadium's size and scale will place it on the world's stage of iconic structures.

What Fans Need to Know

Access

One of the great assets Arlington has is accessibility to the entire metroplex. There will be 14 approaches from major highways into the new stadium in Arlington, compared with three at Texas Stadium. From a regional standpoint the new stadium will be one of the most accessible venues ever planned. The Arlington Entertainment District and the I-30 corridor will be the beneficiary of approximately \$1 billion in improvements to the area highways that will directly benefit the new stadium. This infrastructure investment will provide new and improved access to the venue with additional exits and lanes.

Parking

It is estimated that between parking under control of the Cowboys as well as entrepreneurial lots around the stadium, there will be 30,000 parking spaces available to fans on game day.

Plaza Area and Open End Zones

The stadium design incorporates two open end zones with glass retractable doors measuring 120 feet high and 180 feet wide, making them the tallest glass retractable doors in the world. The plazas outside these doors, one in each end zone – along with the three party decks in each end zone – create over 420,000 square feet of entertainment space (approximately 10 acres). Media boards and large-screen monitors add entertainment to the area, and create a festival atmosphere, making these areas a great space for people to gather before, during and after events to socialize. The field is 50 feet below ground level, so fans entering on the plaza level will have a panoramic view over the field. The end zone area will have the flexibility to convert from standing-room only to seating, based on specific event needs.

Video Boards

There will be a number of video boards in this facility. The most unique being the four board cluster that will be suspended 110 feet directly over the center of the playing surface. The board will run from the 20-yard line to the 20-yard line – measuring 180 feet in length and 50 feet in height – making it the largest video board installation in the world. The video center will allow fans on all levels to view the game in crisp, clear images during the game. This will create a premium on the value of the upper-level seats and make the game more exciting for all fans.

Amenities and Restrooms

The stadium features 286 concession points as well as more than 1,600 toilets. Some of the restrooms will be reversible based on the needs of the event.

Ring of Honor

The Dallas Cowboys Ring of Honor will be a featured part of the new stadium. Plans are being made to ensure the Ring's members are similarly honored in the new facility.

Dallas Cowboys Hall of Fame and Pro Shop

The club is fortunate to have a great history and tradition which will be on display at the Dallas Cowboys new Hall of Fame. Plans include many new and innovative ways to display that history in an interactive, hands-on environment. With the ability to incorporate technology in many different ways, fans will be able to immerse themselves in Dallas Cowboys history. The Hall of Fame will be open to the public year round as well as be available for special events and gatherings. Adjacent to the Hall of Fame is a Dallas Cowboys Pro Shop.



Cowboys Summer Training Camp



Tentative 2007 Training Camp Schedule

All practices are scheduled for the Alamodome.

Coach Phillips' daily press conferences will take place at the following approximate times:

On the days where one practice is scheduled (2:30 p.m.), the press conference will take place approximately one half hour after the practice has ended (5:00 p.m.).

On the days when two practices are scheduled (9:00 a.m. and 3:30 p.m.), the press conference will take place approximately one half hour after the morning practice has ended (11:30 a.m.).

Tuesday, July 24

3:00 p.m. Jerry Jones/Wade Phillips
Opening Press Conference
At the Alamodome

Tuesday, July 24

6:00 p.m. (Kick-Off Event)

Wednesday, July 25

2:30 p.m.

Thursday, July 26

9:00 a.m. and 3:30 p.m.

Friday, July 27

2:30 p.m.

Saturday, July 28

9:00 a.m. and 3:30 p.m.

Sunday, July 29

2:30 p.m.

Monday, July 30

9:00 a.m. and 3:30 p.m.

Tuesday, July 31

2:30 p.m.

Wednesday, August 1

9:00 a.m. and 3:30 p.m.

Thursday, August 2

2:30 p.m.

Friday, August 3

2:30 p.m.

Saturday, August 4

9:00 a.m. and 3:30 p.m.

Sunday, August 5

2:30 p.m.

Monday, August 6

9:00 a.m. and 2:30 p.m.

Tuesday, August 7

2:30 p.m.

Wednesday, August 8

2:30 p.m. (Break Camp)

Preseason Schedule

Thursday, August 9

7:00 p.m. vs. Indianapolis

Saturday, August 18

7:00 p.m. vs. Denver

Saturday, August 25

7:00 p.m. @ Houston

Thursday, August 30

7:00 p.m. @ Minnesota

The Dallas Cowboys will open their 48th training camp on July 24 at the Alamodome in San Antonio, Texas. The entire squad will open the 2007 training camp on Tuesday, July 24. The first practice session will take place on Wednesday afternoon, July 25. Camp is set to break on Wednesday, Aug. 8.

The Alamodome, which played host to Cowboys training camps in 2002 and 2003 once again will be the site for the team's summer practice sessions beginning in 2007.

Dallas Cowboys Training Camp is one of the annual highlights for Dallas Cowboys fans. It offers a rare opportunity for Cowboys fans from all over the United States to get an "up close and personal look" at their favorite team with all practice sessions free and open to the public.

Training Camp History

June 3, 1960 – The newly formed Dallas Cowboys franchise announced that it will train at Pacific University in Forest Grove, Oregon. Rookies reported on July 9.

May 24, 1961 – Due to its proximity to their first exhibition game against Minnesota in Minneapolis, the Dallas Cowboys move training camp to St. Olaf College in Northfield, Minn. Camp opened on July 9.

June 8, 1962 – The Dallas Cowboys move their training camp site to the campus of Northern Michigan College on the shores of Lake Superior in Marquette, Mich. Rookies reported on July 13.

July 12, 1963 – Because the team played three of its first four pre-season games on the west coast, the Dallas Cowboys moved training camp to California Lutheran College in Thousand Oaks, Calif. This camp, which was the first of 27 at CLC, opened on July 12.

Dec. 6, 1989 – For the first time in the 30-year history of the team, the Dallas Cowboys trained in Texas as the club announced its 1990 training camp would be held at St. Edward's University in Austin, Texas. This camp, the first of eight at St. Ed's, opened on July 22.

Feb. 17, 1998 – The Cowboys begin a four-year stay at Midwestern State University in Wichita Falls, Texas, with their 1998 camp. The first camp at Midwestern State University opened on July 16. In 2001, the Cowboys split camp between Midwestern State and the Residence Inn in Oxnard, Calif., spending two weeks at each location.

May 17, 2002 – The Cowboys continue their commitment to fans in the state of Texas by announcing the 2002 training camp will take place at the Alamodome in San Antonio, Texas. The camp, which ran for four weeks, opened on July 26. The Cowboys returned to the Alamodome again in 2003.

Oct. 24, 2003 – The Cowboys announce a return to California for training camp. For the 2004-06 seasons, the Cowboys conduct their entire training camp in Oxnard, Calif. at the Residence Inn at River Ridge, using practice fields provided by The City of Oxnard. The Cowboys opened their first returned camp on July 30, 2004.

May 4, 2006 - The Dallas Cowboys announce a five-year commitment to once again call the City of San Antonio its summer home beginning in 2007. The Alamodome, which played host to Cowboys training camps in 2002 and 2003 will again be the site for the team's summer practice sessions.

Cowboys on the Web

www.dallascowboys.com

For breaking news, press releases, historical information, statistics, rosters, and more, visit the official website of the Dallas Cowboys, **www.dallascowboys.com**. Updated daily, **www.dallascowboys.com** has the most extensive information on upcoming games, including video of weekly press conferences and audio of weekly conference calls. The Cowboys website is also a great place to find information on the players and coaches, order tickets for upcoming games and order merchandise from the Cowboys Pro Shop.

Cowboys on the Road

Hotel Headquarters on the Road

Home Games

DFW Airport North Marriott(972) 929-8800

Houston

JW Marriott Hotel(713) 961-1500

Minnesota

Radisson Plaza Hotel Minneapolis(612) 339-4900

Miami

Hyatt Regency Bonaventure.....(954) 616-1234

Chicago

Renaissance Chicago Hotel(312) 372-7200

Buffalo

Adam's Mark Buffalo Niagara(716) 845-5100

Philadelphia

Crowne Plaza Hotel - Center City.....(215) 561-7500

New York

TBD

Detroit

Marriott at Renaissance Center.....(313) 568-8000

Carolina

Hilton Charlotte City Center.....(704) 377-1500

Washington

TBD

Are You True Blue?

Become a part of America's Team. The NEW Official Fan Club of The Dallas Cowboys, **TRUE BLUE**, has lots of exclusive action packed events, contests, discounts and benefits for all adult members. Also introducing **ROWDY ROOKIES**, The Dallas Cowboys Official KIDS Club. We are excited to offer a benefits package filled with giveaways and benefits such as exclusive events, games and contests. Get your game face on and join today! Visit any of our local Pro Shops or log on to **www.dallascowboys.com** to view a full list of benefits and sign up now.



Introduced at Texas Stadium in 1972 to add glamour, excitement and entertainment value to the NFL game day experience, the Dallas Cowboys Cheerleaders quickly became an American icon, creating an international phenomenon that was quickly replicated throughout the NFL. Their image and style continues to have a tremendous impact on sports entertainment, but while they are often imitated, no other organization has been able to achieve their prominence or popularity. The Dallas Cowboys Cheerleaders are recognized around the world as an elite performance group and their star spangled uniforms are one of the most well-known symbols of pop culture.

During the 70's, their national popularity generated such a sensation that two made-for-tv movies were developed about the squad and achieved top ratings. Today the Cheerleaders regularly make guest appearances on national television shows such as "The View," "The Today Show," "Saturday Night Live" and "David Letterman", and have competed for the benefit of charity on "1 versus 100", "Are You Smarter Than A Fifth Grader", and "Identity". For the past 15 years, they have also produced their own "The Making of the Dallas Cowboys Cheerleaders Swimsuit Calendar" television special for national network distribution. They are currently in the third season of the highly rated CMT "The Dallas Cowboys Cheerleaders - Making the Squad" series that captures the entire DCC audition process and training camp.

The Cheerleaders are of course a regular feature on the sidelines of Texas Stadium, but they also are an ongoing demand at festivals, sporting events, and corporate conventions around the country and frequently appear on national magazines covers, television commercials and Hollywood films. Their appearances are not just limited to stages, but also include philanthropic and civic events throughout the year with annual visits to hospitals, nursing homes and schools and participation in telethons and fundraising events across the United States.

The DCC Show Group has proudly entertained U.S. military personnel around the world since 1979 - making more international tours with the USO than any other entertainment group. They bring their own special brand of goodwill and gratitude to the men and women in the military, traveling to locations as diverse as Iraq, Bosnia, Kosovo, Cuba, Korea and the Persian Gulf. Their annual trips have become a special tradition for both the troops and the Cheerleaders. So special, in fact, that the USO presented the squad with both the first-ever "Spirit of Hope Award" and with the "USO's 50th Anniversary Award" in recognition of their distinguished service to American troops. They were also honored with induction into the Veteran of Foreign Wars Hall of Fame in 2002.

The Dallas Cowboys Cheerleaders are truly extraordinary women chosen to exemplify the high standards of the Dallas Cowboys Football Club and to proudly represent their hometowns, their country and young women everywhere.



Kelli McGonagill Finglass
Director



Judy Trammell
Choreographer

2007 TRAINING CAMP CANDIDATES

Misty Duncan.....5 Yrs.	Justine Phillips.....3 Yrs.	Leah Mullinax.....2 Yrs.
Megan Fox.....4 Yrs.	Starr Spangler.....3 Yrs.	Jennifer Nix.....2 Yrs.
Christina Parker.....4 Yrs.	Makenzi Swicegood.....3 Yrs.	Tobie Percival.....2 Yrs.
Carmen Butler.....3 Yrs.	Trisha Trevino.....3 Yrs.	Andrea Rogers.....2 Yrs.
Sarah Gourley.....3 Yrs.	Deryn Derbigny.....2 Yrs.	Melissa Rycroft.....2 Yrs.
Nicole Hamilton.....3 Yrs.	Kandi Harris.....2 Yrs.	Brooke Sorenson.....2 Yrs.
Erica Perry.....3 Yrs.	Julie Jacobs.....2 Yrs.	

Kimber Baker
Gina Becchetti
Candice Carr
Sarah Clay
Loni Coon
Kristen Gauthier
Erica Jenkins

Abigail Klein
Dara McFarlane
Michelle Mozek
Christina Murphy
Meredith Oden
Ryan Ray
Meagan Sharp

Sarah Shelton
Kelly Jo Stauffacher
Ally Traylor
Tia Williams
Natalie Woods

Cowboys on Radio

Cumulus Media's Sportsradio 1310 The Ticket and 93.3 The Bone are the flagship stations of The Dallas Cowboys Radio Network. In 2007, every game will be simulcast on 1310 AM and in stereo on 93.3 FM.

Brad Sham returns for his 29th season in the Dallas Cowboys radio booth. Beloved by Cowboys fans, Sham's award winning play-by-play has provided the soundtrack to many of the most memorable moments in Dallas Cowboys history. Brad is re-joined in the booth by former Cowboys quarterback Babe Laufenberg, who enters his 15th season as the Network's full-time color analyst. A fixture on the sideline, veteran reporter Kristi Scales provides instant updates from the field.

The pre-game and halftime shows are anchored by the Ticket's Bob Sturm, with key contributions from former Cowboys Super Bowl MVP Larry Brown and long-time Cowboys beat reporter Mickey Spagnola. The Ticket's Norm Hitzges and Greg Williams provide informed reaction in the post-game call-in show.



The Dallas Cowboys Radio Network

TEXAS: Abilene KHXS 102.7 FM; Alpine KALP 92.7 FM; Amarillo/Canyon KPUR 107.1 FM; Amarillo/Hereford KPUR 1440 AM; Atlanta, TX KYPN 900AM; Austin KVET 1300AM; Beaumont KIKR 1450AM; Big Spring KBST 1490 AM; Brady KNEL 95.3 FM; Brownsville/Weslaco KVNS 1700; Brownwood KXYL 96.9 FM; Burkburnett/Seymour/Vernon/Frederick KYI 104.7 FM; Carthage KGAS 1590 AM; Carthage/Henderson 104.3 FM; College Station KZNE 1150 AM; Comanche KCOM 1550 AM; Commerce/Sulphur Springs KRVA 107.1 FM; Corpus Christi KEYS 1440AM; Corsicana KRVF 106.9 FM; Dallas/Ft. Worth KDBN 93.3 FM; Dallas/Ft. Worth KTCK 1310AM 104.1 FM; Eastland KATX 97.7 FM; Edinburg/Raymondville KVNS 1700 AM; El Paso KROD 600AM; Fredericksburg KNAF 105.7 FM; Ft. Hood/Killeen KTEM AM; Ft. Stockton KFST 94.3 FM; Gonzales KCTI 1450 AM; Greenville KGVL 1400 AM; Harlingen/McAllen KVNS 1700 AM; Haskell/Stamford KVRP 1400 AM/97.1 FM; Hereford KPAN 860 AM; Hillsboro/Clifton KBRQ 102.5 FM; Houston/Beaumont/Port Arthur/Pasadena/Galveston KFNC 97.5 FM; Junction KMBL 1450 AM; Kerrville KERV 1230 AM; Kerrville KNAF 105.7 FM; Kingsville KEYS 1440AM; Lamesa KPET 690 AM; Laredo KLNT 1490 AM; Lubbock KKAM 1340 AM; Lufkin/Nacogodoches KTBO 107.7 FM; Malakoff KCKL 95.9 FM; Marshall/Carthage KRMD 101.1 FM; Marshall/Jefferson KMHT 103.9 FM; Marshall/Longview KMHT 1450 AM; Midland KMND 1510AM; Midland/Odessa/Stanton/Andrews KNFM 92.3FM; Mt. Pleasant KIMP 960 AM; Odessa KRIL 1410AM; Ozona KYXX 94.3 FM; Palestine KNET 1450 AM; Paris KITX 95.5 FM; Pecos KPTX 98.3 FM; Plainview KVOP 1090 AM; Port Arthur KIKR 1450 AM; Robstown KEYS 1440AM; Round Rock KVET 1300 AM; San Angelo KGKL 860 AM; San Angelo/Robert Lee KGKL 97.5 FM; San Antonio WOAI 1200; San Marcos KTKR 760 AM; Sherman/Denton KTDK 1700 AM; Sonora KHOS 92.1 FM; Stephenville KSTV 1510 AM; Sweetwater KHXS 102.7 FM; Sweetwater 2 KXOX 1240AM; Temple/Gatesville/Hewitt KLTD 101.7 FM; Texarkana KCMC 740 AM; Tyler KTBB 600 AM; Victoria KTXN 98.7 FM; Waco KBRQ 102.5 FM; Wichita Falls KYI 104.7 FM.

ARKANSAS: Ft. Smith KHGG 1580 AM; Little Rock KBAZ 103.7 FM; Waldron KHGG 103.1 FM.

LOUISIANA: Lake Charles, KAOK 1400 AM; Shreveport KRMD 1340 AM/101.1 FM.

NEW MEXICO: Albuquerque KKOB 770 AM; Artesia KBIM 910 AM; Carlsbad KBIM 910 AM; Farmington KTRA 102.1 FM; Hobbs KBIM 94.9 FM; Las Cruces KROD 600 AM; Lovington KBIM 94.9 FM; Maljamar KBIM 94.9 FM; Roswell KBIM 910 AM.

OKLAHOMA: Hugo KITX 95.5 FM; Lawton KYI 104.7 FM; Oklahoma City TBA; Tulsa KTBZ 1430 AM.

The Dallas Cowboys Spanish Language Radio Network Cadena de Plata Radio

A tradition of Spanish-language excellence continues with Cadena de Plata, the official voice of the Vaqueros de Dallas. Throughout the great state of Texas and in principal cities in Mexico, those who enjoy the passion and drama of Español can follow Victor Villalba, Andres Arce and Luis Perez during the 2007 season.

TEXAS: Amarillo, KZIP 1310 AM; Austin, KTXZ 1560 AM; Brownwood, KXYL 1240 AM; Dallas, KFZO 99.1 FM, KFLC 1270 AM; El Paso, KAMA 750 AM; McAllen/Brownsville, KGBT 1530 AM; Midland/Odessa, KTXC 104.7 FM; Plainview, KRIA 103.9 FM; San Antonio, KZDC 1250 AM

NEW MEXICO: Artesia/Carlsbad, KPZE 106.1 FM; Clovis, KGRW 94.7FM; Las Cruces, KAMA 750 AM

MEXICO: México City, XERC 97.7 FM

Cowboys on Television

Dallas Cowboys Broadcasting Network



The Dallas Cowboys Broadcasting Network is the television production and syndication unit of the Dallas Cowboys Football Club. Now in its 16th year, the

Dallas Cowboys Broadcasting Network produces and distributes some of the most-watched programs in the region – Dallas Cowboys preseason games, weekly programs and specials throughout the year. These programs are televised in Dallas/Fort Worth and over 25 other markets throughout Texas, Arkansas, Louisiana, New Mexico and Oklahoma.

The Cowboys weekly shows during the preseason and regular season keep Dallas Cowboys fans abreast of the latest Cowboys stories making news and of key issues in the National Football League:

“Cowboys Special Edition with Jerry Jones”

Cowboys owner/general manager Jerry Jones discusses the hottest topics with different members of the media. The show airs Saturdays at 10:30 p.m. from July 21, 2007 through the postseason on KTVT/CBS11 in Dallas/Fort Worth and at locally scheduled times throughout the Dallas Cowboys syndicated network.

“Cowboys Huddle”

Coach Wade Phillips gives fans an inside look at the team on Cowboys Huddle. With regularly scheduled visits from Cowboys players and coaches, fans will be able to get a fresh perspective of the team. The show will air Sundays at 10:00 a.m. from Sept. 9, 2007 through the postseason on KTVT/CBS11 in Dallas/Fort Worth and at locally scheduled times throughout the Dallas Cowboys syndicated network.

Dallas Cowboys Postgame Show

Brad Sham and Kristi Scales bring you the only show from inside the Cowboys locker room after each game. Player interviews, game highlights and comments from Wade Phillips can be seen Sunday nights at 11:00 p.m. after each and every game on KTVT/CBS11 in Dallas/Fort Worth and at locally scheduled times throughout the Dallas Cowboys syndicated network.

Cadena de Plata

With its beginnings in 1995, Cadena de Plata Television, the official voice of the Vaqueros de Dallas en Español, has been a precursor in engaging the growing Spanish-speaking fan of the NFL and the Silver and Blue in the United States. Broadcasting on Telemundo-39 in Dallas/Fort Worth and throughout its growing affiliate base stretching across Texas, New Mexico and Oklahoma, Cowboys fans who like their coverage in Spanish can participate in preseason game telecasts. Along with these preseason Spanish language game telecasts, Cadena de Plata produces four (4) one-hour specials throughout the Cowboys season.

Cowboys in Print

DALLAS COWBOYS STAR MAGAZINE

The *Dallas Cowboys Star Magazine* (formerly *Dallas Cowboys Official Weekly*) remains one of the largest team publications in sports. The 33-year-old *Cowboys Star* reaches fans across the nation and around the world 32 times a year with full color action photos, game stories, inside information, profiles of players, and cheerleaders and much more.

Fans interested in subscribing to the *Star* should call 972-556-9972 or 800-399-4465. An annual subscription, which includes free Internet access at www.dallascowboysstar.com, for 32 issues is priced at \$49.95. Log on to see a free Internet issue.



GENE AND JERRY JONES
FAMILY CHARITIES

THE JERRY JONES FAMILY AND THE DALLAS COWBOYS

For the past 18 years, Jerry Jones and his family have owned and operated the Dallas Cowboys with a management style that places just as much emphasis on community leadership as it does on the goal of winning the Super Bowl. The dominant theme which underscores the Cowboys role in the community is to maximize the visibility, energy and celebrity of the world's most recognizable sports franchise and use those dynamic forces as a powerful means to help others.


The results on the field have brought championships to Dallas. The results away from the field have touched the lives of thousands.

THE MISSION

"In the area of community service, our organization's mission is built upon an overall philosophy of helping those who don't have the strength, the resources or the means to help themselves," says Jones. "As a sports entity that has enjoyed unprecedented success and recognition for more than four decades, we feel a very strong obligation to transfer that championship tradition and the magic that it creates toward the bigger purpose of making a difference."

Jones enlists the talents, skills and resources of his entire family, all of the Cowboys players, and every member of the organization to provide a cutting edge approach to community outreach. "Any personal contact with an individual member of our organization can provide help for hundreds of people in need," adds Jones. "The star on the helmet can move mountains."

THE ARMY AND THE STAR



Celebrating the Cowboys annual holiday tradition and marking the 10-year anniversary, country music superstar Carrie Underwood performs in the Cowboys nationally televised Thanksgiving Day halftime extravaganza kicking off The Salvation Army annual Red Kettle Drive.

The Jones family's dynamic association with The Salvation Army is a visible example of the creative and innovative manner in which the Cowboys can make a difference in the world.

For the past 10 seasons, the Jones family has dedicated the Cowboys annual Thanksgiving Day halftime show as a national showcase to kickoff The Salvation Army's annual Kettle Drive. The team's association with network television has spawned a donation of \$20 million worth of airtime to present nationally televised entertainment extravaganzas that have created a new holiday tradition.

Under the direction of Charlotte Jones Anderson, the Cowboys have produced the annual halftime event and welcomed nationally renowned entertainers Reba McEntire, Randy Travis, Clint Black, Billy Gilman & Jessica Simpson, Creed, LeAnn Rimes, Toby Keith, Destiny's Child, Sheryl Crow and Carrie Underwood to highlight each of the Kettle Kickoff celebrations since 1997. The efforts have helped raise nearly one billion dollars for the Army, while reaching over 400 million people nationwide.

In April of 2007, Gene and Jerry Jones were the Honorary Chairs and their daughter, Charlotte Anderson chaired the National Advisory Organizations Conference (NAOC) for The Salvation Army. The International Conference hosted in Dallas, Texas provided delegates



In April of 2007, Gene and Jerry Jones were the Honorary Chairs of the National Advisory Organizations Conference (NAOC) benefiting The Salvation Army. Gene and Jerry with Mrs. Laura Bush and Salvation Army Commissioners Israel and Eva Gaither welcome delegates to the International Conference hosted in Dallas.

with valuable tools and ideas to implement in their hometowns as they heard from a host of remarkable speakers including Jerry Jones, Jim Collins - author of *Good to Great* and were honored with a special appearance by The First Lady, Laura Bush. They were also treated to a celebration at Texas Stadium with Dallas Cowboys players, cheerleaders and live entertainment.

On the local Salvation Army front, The Gene and Jerry Jones Family Center for Children opened in November of 1998 in conjunction with the Army. The center offers low-income families accessibility to affordable childcare programs that meet the needs of quality care and intellectual development. For 10 years, Gene and Jerry Jones served as host and underwrote the costs for the Super Lunch, a fundraising event for The Salvation Army Irving Corps Community Center and its special projects including the Family Center for Children. That event helped raise over \$1.2 million.


Gene and Jerry are members of The Salvation Army's Dallas County Board and the National Advisory Board, respectively. The family was presented the Army's Partner of the Year Award in 1997 and in 1999 received the Evangeline Booth Award, one of the Army's highest national community service awards. Annually, the Cowboys organization supports the Army's Corporate Angel Tree Program, helping those in need during the holiday season. Individuals in the organization, including front office staff, coaches and players adopt "angels" to provide clothing and toys to underprivileged families.

The week before Thanksgiving, Gene Jones leads a group of Dallas Cowboys players and cheerleaders to serve an "early" Thanksgiving meal to 300 families receiving assistance from The Salvation Army Carr P. Collins Social Service Center.

MAGIC BY ASSOCIATION

Maximizing the "magic" of the Dallas Cowboys celebrity, and using that influence to assist others through community service, is the backbone of the organization's mission away from the field of competition. Each year, the team fulfills thousands of requests for ticket packages and autographed memorabilia items that can produce proceeds that range from \$100 to tens of thousands of dollars per donation. Non-profit player appearances for charity and "Make-A-Wish" visits are a staple item for every Cowboys player. In addition, Gene and Jerry Jones Family Charities is the active philanthropic arm of the organization that annually makes significant contributions to organizations on both the local and national levels. In April of 1999, Gene and Jerry Jones made a \$1 million gift to the Library of Congress for the purpose of promoting education on the national and international levels. In their continuing desire to enhance education and support young people in the community, the Jones family served as the underwriting sponsor for The Dallas Cowboys/Gene and Jerry Jones Family - Dallas Morning News All-State Scholar-Athlete Team in 2001. The program honored and provided scholarships for 12 college-bound student-athletes from across the State of Texas who distinguished themselves through academic and athletic excellence.

A wide variety of charitable efforts highlight the Jones family's continued activity in the local communi-



As part of the NFL's JCPenney Take A Player to School program, Cowboys Tight End Jason Witten visited a local elementary school and spoke to the students about the importance of education. The prize included Witten riding with the local winner and her siblings in a limousine from their home and to school.

Cowboys Defensive End Marcus Spears helps a child learn to throw a football at an Arlington, Texas, childcare center as part of the team's effort to encourage physical activity among pre-school age children during one of the team's two annual NFL/United Way Hometown Huddle community outreach efforts hosted in conjunction with Hispanic Heritage Month.



ty. Some of those programs and events include support of The Rise School of Dallas, a unique school for children with down syndrome; a record setting celebrity roast of Jerry Jones for St. Philips School in Dallas, a facility where the team had previously funded a new playground; the Ticket Art Program, which featured the artwork of regional children's hospital patients on the 1997 Dallas Cowboys season tickets and raised money for the children's respective hospitals; the Cystic Fibrosis Sports Challenge hosted at Texas Stadium; support of the 2001-2007 Dallas Mayor's Summer Reading Programs; the MDA Fill the Boot fundraising campaign in 2004 hosted at Texas Stadium with the Irving and Dallas firefighters collecting donations; in 1998-99, the "Be Cool, Go To School" program, which rewarded Dallas elementary schools who boasted the best attendance with a visit from a Cowboys player and team mascot Rowdy, in 2005 and 2006 support of Heart of a Champion, an in-school character education program and over the last three years participation in the Taste of the NFL: The Ultimate Dallas Cowboys Tailgate Party benefiting the North Texas Food Bank and hosted with Kent Rathbun of Abacus restaurant in Dallas, Texas and co-chaired by Cowboys Pro Bowl Linebacker DeMarcus Ware and Defensive End Marcus Spears. In 2007, the event raised enough money to provide over 500,000 meals to hungry children in North Texas.

Jerry Jones's passion for helping those who have been hit with adversity has inspired him to enlist the assistance of his players on several goodwill missions that have touched the hearts of those in need. The organization's presence in these areas often extends far beyond the boundaries of the Dallas-Fort Worth area. In the spring of 1997, Jones joined Cowboys Troy Aikman, Herschel Walker and Charles Haley on a relief trip to the tornado-ravaged state of Arkansas. Three years earlier, the entire World Champion Cowboys team went to the Oklahoma City bombing site within two weeks of the tragedy. Immediately following Hurricane Katrina that devastated the Louisiana and Mississippi coast, the team joined forces with Papa John's Pizza and served pizza and other food items to thousands of evacuee's who where brought to Reunion Arena in Dallas. The team also joined forces with The Salvation Army and the Dallas and Irving Fire Departments to collect cash donations on game day at Texas Stadium. For years, Gene and Jerry Jones have been avid supporters of the Susan G. Komen Foundation and Race for the Cure for Breast Cancer. The Cowboys annually support and participate in the Komen Dallas Race for the Cure. In 1999, the Dallas Cowboys honored the Komen Foundation and 450 breast cancer survivors in a special halftime tribute at Texas Stadium.

The Cowboys are also very active in raising a large portion of the annual funds for the Happy Hill Farm Academy and Home. The Dallas Cowboys Family Cookbook and the team's annual Kickoff Luncheon serve as major revenue producers for the local academy that houses and educates abused and neglected children. The academy is also home to the Dallas Cowboys Ed Block Courage House.

Under the enthusiastic guidance of Gene Jones, who serves as a member of the board of trustees for Children's Medical Center of Dallas, the entire Cowboys team has conducted annual Christmas visits to local children's hospitals in each of the past 18 years. The holiday visitation program, which involves not only every player, but also the Dallas Cowboys Cheerleaders, now extends to five different hospitals throughout Dallas and Ft. Worth.

For eight years, the Cowboys underwrote and produced the "Dallas Cowboys Let Us Play! Sports Camp for Girls," a three-day camp for inner-city girls ages 12 to 15 which encouraged involvement in athletics with a focus on building character and self-esteem. From 1998-2002 and again in 2004-2007 Gene and Jerry Jones Family Charities has underwritten a free coaching clinic for more than 650 regional youth-league and middle school coaches who spend a day at Texas Stadium with the entire Cowboys coaching staff and have lunch with Cowboys Owner Jerry Jones.

The Dallas Cowboys Rookie Club, launched in 2001, is a program designed to introduce rookie team members to the importance of community service. Over the last six years, rookie players have participated in monthly charity visits during the season to various non-profit organizations serving children and adults. Visits have included time with The Salvation Army,

Children's Medical Center Dallas, Boys & Girls Clubs of Greater Dallas, the United Way of Metropolitan Dallas, ChildCareGroup, The Brady Center/Catholic Charities, Meals on Wheels, the Irving Public Library, Arlington All Stars Childcare Center and Kid's Café at The Voice of Hope Ministries.

POWERFUL PARTNERSHIP WITH THE NFL

Through national public service announcements, local promotional events and their association with the NFL, the Cowboys are responsible for \$1 million in annual support of the United Way each year. In 2003 and again in 2006, Pro Bowl Safety Roy Williams was selected to serve as the Cowboys' NFL United Way spokesman in the league's nationally televised PSA campaign. Pro Bowl Tight End Jason Witten and the youth football camp he annually hosts for 1000 children in his hometown of Elizabethton, Tenn. will be the focus of a new NFL United Way PSA for 2007.

The inaugural NFL United Way Hometown Huddle took place in 1999 when the Dallas Cowboys and NFL players nationwide showed support in their communities. The second Annual Hometown Huddle in 2000 involved the Dallas Cowboys secondary serving lunch to the homeless and visiting with children at The Salvation Army's Carr P. Collins Social Service Center. In 2001 and 2002, the team hosted the Hometown Huddle event at their training facility, inviting 100 boys and girls to participate in a junior training camp. Playing Bingo with over 100 senior citizens was the game of choice for the 2003 Hometown Huddle event hosted by the Cowboys and the United Way of Metropolitan Dallas at the Brady Center. In 2004, the Cowboys along with the United Way served up an early Thanksgiving Day feast for 300 deserving men and women at The Salvation Army a week before the holiday. In 2005, a dozen players and cheerleaders spent time preparing and distributing meals to clients served by Meals on Wheels. The Cowboys hosted two Hometown Huddle events in 2007 during Hispanic Heritage month; at the first, in Dallas County, players and cheerleaders helped refurbish the courtyard and greenhouse at a high school located in an predominantly Hispanic neighborhood; the second was in Arlington, Texas at the All Stars Childcare Center where players and cheerleaders conducted exercise activities with pre-school age children to emphasize the importance of an active and healthy lifestyle in an effort to help reduce childhood obesity.

The NFL and its member clubs - including the Cowboys - celebrated Hispanic Heritage Month (Sept. 15-Oct. 15, 2006). The Cowboys designated Sunday, Oct. 15th at Texas Stadium as Hispanic Heritage Day as the team played host to the Houston Texans. The game day celebration included a special presentation of the National Anthem from 2005 Grammy winners and San Angelo, Texas natives Los Lonely Boys and a half-time extravaganza featuring Paul DeAnda, a 16 year-old from Corpus Christi, Texas who climbed the Billboard Charts with her chart-topping single, "Walk Away". El Mariachi Bonito Tech-Alitan, Ballet Folklorico Del Cielo and Ballet Folklorico St. Philips Guadalupano from San Antonio, Texas - home of the Dallas Cowboys Training Camp - welcomed fans at Texas Stadium, a special presentation of the Colors - including

flags from Latin American countries - took place during pregame ceremonies and His Excellency Enrique Hubbard Urrea/Consul General of Mexico and The Honorable Ricardo M. Bowen/Honorary Consul General of Ecuador attended the game as the Cowboys guests. Additionally, the Cowboys kicked off the cultural observance on September 10th with the 28th Annual Fiestas Patria Festival at Texas Stadium. Presented by Univision Radio Dallas, it is the largest free outdoor Hispanic music festival in Texas. The Dallas Cowboys Rookie Club recognized Hispanic Heritage Month with a visit to the Irving Public Library for a puppet show celebrating the Hispanic culture. The team also focused their annual United Way Hometown Huddle events in the Hispanic communities in Dallas and Arlington, Texas. The Cowboys long history of supporting the Hispanic culture starts at the very top of the organization. In November 2002, Jerry Jones's appreciation for the Hispanic culture earned him the title of "Honorary Mariachi" at the Mariachi Vargas Extravaganza that took place in San Antonio, Texas. The event's organizers selected Jones because of his love of the Latin culture, his contributions to education and the diverse fan base that he represents as the owner of the Cowboys. During the three years prior to Jones's recognition, the award was presented to someone who had made significant contributions to the mariachi industry - making Jones the first person who was not affiliated with the music industry to receive this unique award.

In addition, the Cowboys and the entire NFL have formed a partnership that designates over \$1.5 million of annual support to the development of youth football programs throughout the country. As part of the Cowboys' commitment to Arlington, Texas - future home of the club's new stadium - Gene and Jerry Jones Family



Cowboys Fullback Lousaka Polite helps refurbish a courtyard and greenhouse at a Dallas area high school as part of one of the team's two annual NFL/United Way Hometown Huddle community outreach efforts hosted during Hispanic Heritage Month.

Charities will donate \$16.5 million to youth sports over 33 years. Local Cowboys' youth football initiatives include the NFL Dallas Cowboys Flag Football leagues; NFL Punt, Pass and Kick competitions; Dallas Cowboys Gatorade Junior Training Camps at area elementary schools; the NFL Dallas Cowboys Junior Player Development – a 12 session football camp to rebuild youth tackle football, focusing on fundamentals and life skills; the Dallas Cowboys Coaches Clinic for 650 youth and middle school football coaches; the Dallas Cowboys High School Coach of the Week and Coach of the Year program to honor area football coaches and award grants to high school football programs; and Texas high school football playoff games and Pee Wee football games at Texas Stadium. In conjunction with the league initiatives and the community football field program, the Cowboys have made possible four new or refurbished football fields in the Dallas-Ft. Worth area including: a \$50,000 grant to the Boys & Girls Club of Greater Dallas's Grand Prairie location; a \$100,000 grant in 2002 to Pierce Football Field, located in Joppa, one of Dallas' most impoverished neighborhoods; a \$100,000 grant in 1999 to the St. Philip's School and Community Center in South Dallas to help fund a new \$750,000 recreation center that will include a football field; and in 1998, the Cowboys presented Dallas Moorland YMCA with the funding to build new football fields to support their growing youth football program.


In 2005, Gene and Jerry Jones Family Charities and the National Football League hosted the Dallas Cowboys JUNIOR Community Quarterback Award -- a league-wide volunteer recognition and award program for students ages 13-21. The program recognized student-initiated service projects focusing on community betterment and awarded those students who exemplified leadership, dedication and a commitment to improving the communities they live in with grants to fund their continued volunteer efforts. In 2000-2004 and again in 2006, the club hosted the Dallas Cowboys Community Quarterback Award, a league-wide volunteer recognition program that donates nearly \$1 million each year to community organizations served by outstanding volunteers. Award recipients received a \$10,000 grant from the Gene and Jerry Jones Family Charities donated to their charity which has included St. Philip's School & Community Center, Texas Scottish Rite Hospital for Children, Dallas CAN! Academy, Children's Medical Center Dallas, MDA Dallas and Assist the Officer Foundation.

AMBASSADORS OF GOOD CHEER

The world famous Dallas Cowboys Cheerleaders organization is completely subsidized by the club for the primary purpose of providing goodwill and a sense of caring on a local, national and international platform. Aside from their obvious presence on game days and their diligent work in local hospitals and homes for the elderly, the Dallas Cowboys Cheerleaders have now

made more U.S.O. visits to U.S. military troops stationed overseas than the legendary Bob Hope.

Gene Jones is joined by Dallas Cowboys Cheerleader Andrea Richards, Cowboys running back Tyson Thompson and Cowboys Pro Bowl quarterback Tony Romo for the team's annual holiday hospital visit to Children's Medical Center Dallas to deliver Cowboys Christmas gifts to pediatric patients.



Cowboys running back Julius Jones poses for a photo and a one-on-one visit with a young man and his family who "wished" to meet Jones and attend a Cowboys game at Texas Stadium as his "Make-A-Wish".



A FAMILY PASSION

The operation of the Dallas Cowboys is a very visible family passion for Gene and Jerry Jones and their three children. Jerry Jones serves as the club's owner, president and general manager, while Stephen Jones - Chief Operating Officer/Executive Vice President/Director of Player Personnel, Charlotte Jones Anderson - Vice President/Director of Charities and Special Events and Jerry Jones, Jr. - Chief Sales and Marketing Officer/Vice President/General Counsel are all actively involved with the daily management of the club. Their shared dedication to community involvement has been a family source of pride for several years, and it extends far beyond the realm of the athletic world.

In the spring of 1998, the Jones's hosted a celebrity fundraiser at their home with Lauren Bacall as the featured guest. On that one evening, for the benefit of Southern Methodist University's Meadows Foundation, the family helped produce the single largest fund raising event in University history. As a result of her efforts, the University established the Gene Jones Scholarship in her honor. More recently, the Jones Family has hosted fundraising affairs for the John G. Tower Center Medal of Freedom with President George H. W. Bush and the Dallas Center for Performing Arts with Beverly Sills.

The Lone Star Chapter of the National Multiple Sclerosis Society recognized Gene and Jerry Jones as community champions in the area of philanthropy at its annual Dinner of Champions during the 2005 offseason. The honorees impact the lives of men, women and children through their service to the community and were awarded the Hope Award, the highest honor bestowed on an individual by the National MS Society in recognition of civic and community service. The dinner chairman for the 2005 was Bruce Hardy, General Manager of Texas Stadium.

Family Gateway, a Dallas community outreach organization, recognized the work of Gene and Jerry Jones in the spring of 2003 with the Annette G. Strauss Humanitarian Award. The award is given annually to recognize those who are dedicated to enhancing the well being of others, who champion causes for the betterment of individuals and by example, encourage people to do the same. In June of 2002, the Jones's were recognized as the recipients of the Children's Champion Award for Philanthropy that was presented by the Dallas for Children organization.

Gene Jones is also a member of the executive board for the Meadows School for the Arts at Southern Methodist University, the board of directors for the John G. Tower Center for Political Studies at SMU, the executive board for the Dallas Center for Performing Arts Foundation, the advisory board for Family Gateway and the Children's Medical Center Trustees. She has previously served on the advisory board for the March of Dimes, the executive board of TACA and the executive board of the Mental Health Center. She has also been a member of the Associates of the Dallas Museum of Art.

Jerry Jones has a lifetime association with the Boys and Girls Clubs of America. In 2001, the Joneses were awarded the Chairman's Award by The Boys and Girls Clubs of America. This

award is given to recognize individuals who made a positive difference in people's lives - particularly in the lives of children. The Chairman's Dinner, chaired by daughter, Charlotte Anderson, raised \$1.9 million for The Boys and Girls Clubs. Jerry Jones currently serves as a national trustee for the Southwest region of the organization and was previously named the Man of the Year by the Boys and Girls Clubs of Little Rock, Arkansas.



Assist the Officer Foundation received a \$10,000 grant from Gene and Jerry Jones Family Charities on behalf of David Rodriguez (center) a volunteer nominated by Tom Popken (next to Babe Laufenberg), who was recognized with the 2006 Dallas Cowboys Community Quarterback Award. Program panelists joining Cowboys Executive Vice President Charlotte Anderson for the on-field check presentation (from left to right) is Babe Laufenberg-former Cowboy, CBS11 Sports Anchor and Color Commentary for Dallas Cowboys Radio; Brad Sham-Voice of the Dallas Cowboys Radio; Calvin Hill-former Cowboy and team consultant and Kristi Scales-Sideline Report for Dallas Cowboys Radio.



2006 Final Standings

AMERICAN FOOTBALL CONFERENCE

East Division

	W	L	T	Pct.	Pts.	OP
* New England	12	4	0	.750	385	237
# N.Y. Jets	10	6	0	.625	316	295
Buffalo	7	9	0	.438	300	311
Miami	6	10	0	.375	260	283

North Division

	W	L	T	Pct.	Pts.	OP
* Baltimore	13	3	0	.813	353	201
Cincinnati	8	8	0	.500	373	331
Pittsburgh	8	8	0	.500	353	315
Cleveland	4	12	0	.250	238	356

South Division

	W	L	T	Pct.	Pts.	OP
* Indianapolis	12	4	0	.750	427	360
Jacksonville	8	8	0	.500	371	274
Tennessee	8	8	0	.500	324	400
Houston	6	10	0	.375	267	366

West Division

	W	L	T	Pct.	Pts.	OP
* San Diego	14	2	0	.875	492	303
# Kansas City	9	7	0	.563	331	315
Denver	9	7	0	.563	319	305
Oakland	2	14	0	.125	168	332

* Division Champion; # Wild Card Team

NATIONAL FOOTBALL CONFERENCE

East Division

	W	L	T	Pct.	Pts.	OP
* Philadelphia	10	6	0	.625	398	328
# Dallas	9	7	0	.563	425	350
# N.Y. Giants	8	8	0	.500	355	362
Washington	5	11	0	.313	307	376

North Division

	W	L	T	Pct.	Pts.	OP
* Chicago	13	3	0	.813	427	255
Green Bay	8	8	0	.500	301	366
Minnesota	6	10	0	.375	282	327
Detroit	3	13	0	.188	305	398

South Division

	W	L	T	Pct.	Pts.	OP
* New Orleans	10	6	0	.625	413	322
Carolina	8	8	0	.500	270	305
Atlanta	7	9	0	.438	292	328
Tampa Bay	4	12	0	.250	211	353

West Division

	W	L	T	Pct.	Pts.	OP
* Seattle	9	7	0	.563	335	341
St. Louis	8	8	0	.500	367	381
San Francisco	7	9	0	.438	298	412
Arizona	5	11	0	.313	314	389

2006 NFL POSTSEASON AT A GLANCE

(home team in caps)

AFC Wild Card Playoff Games

INDIANAPOLIS 23, Kansas City 8
NEW ENGLAND 37, N.Y. Jets 16

AFC Divisional Playoff Games

Indianapolis 15, BALTIMORE 6
New England 24, SAN DIEGO 21

AFC Championship Game

INDIANAPOLIS 38, New England 34

NFC Wild Card Playoff Games

SEATTLE 21, Dallas 20
PHILADELPHIA 23, N.Y. Giants 20

NFC Divisional Playoff Games

NEW ORLEANS 27, Philadelphia 24
CHICAGO 27, Seattle 24 (OT)

NFC Championship Game

CHICAGO 39, New Orleans 14

Super Bowl XLI at Miami, Florida

Indianapolis (AFC) 29, CHICAGO (NFC) 17

AFC-NFC Pro Bowl at Aloha Stadium, Honolulu, Hawaii

AFC 31, NFC 28



2007 NATIONAL FOOTBALL LEAGUE SCHEDULE

(All Times Local)

THURSDAY, SEPTEMBER 7 (First Weekend)

Miami at Pittsburgh..... 8:30

SUNDAY, SEPTEMBER 10

Atlanta at Carolina..... 1:00
 New Orleans at Cleveland..... 1:00
 Seattle at Detroit..... 1:00
 Philadelphia at Houston..... 12:00
 Cincinnati at Kansas City..... 12:00
 Buffalo at New England..... 1:00
 Denver at St. Louis..... 12:00
 Baltimore at Tampa Bay..... 1:00
 N.Y. Jets at Tennessee..... 12:00
 San Francisco at Arizona..... 1:15
 Chicago at Green Bay..... 3:15
 Dallas at Jacksonville..... 4:15
 Indianapolis at N.Y. Giants..... 8:15

MONDAY, SEPTEMBER 11

Minnesota at Washington..... 7:00
 San Diego at Oakland..... 7:15

SUNDAY, SEPTEMBER 17 (Second Weekend)

Tampa Bay at Atlanta..... 1:00
 Oakland at Baltimore..... 1:00
 Detroit at Chicago..... 12:00
 Cleveland at Cincinnati..... 1:00
 New Orleans at Green Bay..... 12:00
 Houston at Indianapolis..... 1:00
 Buffalo at Miami..... 1:00
 Carolina at Minnesota..... 12:00
 N.Y. Giants at Philadelphia..... 1:00
 St. Louis at San Francisco..... 1:05
 Arizona at Seattle..... 1:05
 Kansas City at Denver..... 2:15
 New England at N.Y. Jets..... 4:15
 Tennessee at San Diego..... 1:15
 Washington at Dallas..... 7:15

MONDAY, SEPTEMBER 18

Pittsburgh at Jacksonville..... 8:30

SUNDAY, SEPTEMBER 24 (Third Weekend)

(Byes: Dallas, Kansas City, Oakland, San Diego)

N.Y. Jets at Buffalo..... 1:00
 Green Bay at Detroit..... 1:00
 Washington at Houston..... 12:00
 Jacksonville at Indianapolis..... 1:00
 Tennessee at Miami..... 1:00
 Chicago at Minnesota..... 12:00
 Carolina at Tampa Bay..... 1:00
 Baltimore at Cleveland..... 4:05
 St. Louis at Arizona..... 1:15
 Philadelphia at San Francisco..... 1:15
 N.Y. Giants at Seattle..... 1:15
 Denver at New England..... 8:15

MONDAY, SEPTEMBER 25

Atlanta at New Orleans..... 7:30

SUNDAY, OCTOBER 1 (Fourth Weekend)

(Byes: Denver, N.Y. Giants, Pittsburgh, Tampa Bay)

Arizona at Atlanta..... 1:00
 San Diego at Baltimore..... 1:00
 Minnesota at Buffalo..... 1:00
 New Orleans at Carolina..... 1:00
 Miami at Houston..... 12:00
 San Francisco at Kansas City..... 12:00
 Indianapolis at N.Y. Jets..... 1:00
 Dallas at Tennessee..... 12:00
 Detroit at St. Louis..... 3:05
 New England at Cincinnati..... 4:15
 Cleveland at Oakland..... 1:15
 Jacksonville at Washington..... 4:15
 Seattle at Chicago..... 7:15

MONDAY, OCTOBER 2

Green Bay at Philadelphia..... 8:30

SUNDAY, OCTOBER 8 (Fifth Weekend)

(Byes: Atlanta, Cincinnati, Houston, Seattle)

Cleveland at Carolina..... 1:00
 Buffalo at Chicago..... 12:00
 St. Louis at Green Bay..... 12:00
 Tennessee at Indianapolis..... 1:00

Detroit at Minnesota..... 12:00
 Miami at New England..... 1:00
 Tampa Bay at New Orleans..... 12:00
 Washington at N.Y. Giants..... 1:00
 Kansas City at Arizona..... 1:05
 N.Y. Jets at Jacksonville..... 4:05
 Oakland at San Francisco..... 1:05
 Dallas at Philadelphia..... 4:15
 Pittsburgh at San Diego..... 5:15

MONDAY, OCTOBER 9

Baltimore at Denver..... 6:30

SUNDAY, OCTOBER 15 (Sixth Weekend)

(Byes: Cleveland, Green Bay, Indianapolis, Jacksonville, Minnesota, New England)

N.Y. Giants at Atlanta..... 1:00
 Carolina at Baltimore..... 1:00
 Houston at Dallas..... 12:00
 Buffalo at Detroit..... 1:00
 Philadelphia at New Orleans..... 12:00
 Seattle at St. Louis..... 12:00
 Cincinnati at Tampa Bay..... 1:00
 Tennessee at Washington..... 1:00
 Miami at N.Y. Jets..... 4:15
 Kansas City at Pittsburgh..... 4:15
 San Diego at San Francisco..... 1:15
 Oakland at Denver..... 6:15

MONDAY, OCTOBER 16

Chicago at Arizona..... 5:30

Sunday, October 22 (Seventh Weekend)

(Byes: Baltimore, Chicago, New Orleans, St. Louis, San Francisco, Tennessee)

Pittsburgh at Atlanta..... 1:00
 New England at Buffalo..... 1:00
 Carolina at Cincinnati..... 1:00
 Jacksonville at Houston..... 12:00
 San Diego at Kansas City..... 12:00
 Green Bay at Miami..... 1:00
 Detroit at N.Y. Jets..... 1:00
 Philadelphia at Tampa Bay..... 1:00
 Denver at Cleveland..... 4:05
 Washington at Indianapolis..... 4:15
 Arizona at Oakland..... 1:15
 Minnesota at Seattle..... 1:15

MONDAY, OCTOBER 23

N.Y. Giants at Dallas..... 7:30

SUNDAY, OCTOBER 29 (Eighth Weekend)

(Byes: Buffalo, Detroit, Miami, Washington)

San Francisco at Chicago..... 12:00
 Atlanta at Cincinnati..... 1:00
 Arizona at Green Bay..... 12:00
 Seattle at Kansas City..... 12:00
 Baltimore at New Orleans..... 12:00
 Tampa Bay at N.Y. Giants..... 1:00
 Jacksonville at Philadelphia..... 1:00
 Houston at Tennessee..... 12:00
 St. Louis at San Diego..... 1:05
 N.Y. Jets at Cleveland..... 4:15
 Indianapolis at Denver..... 2:15
 Pittsburgh at Oakland..... 1:15
 Dallas at Carolina..... 8:15

MONDAY, OCTOBER 30

New England at Minnesota..... 7:30

SUNDAY, NOVEMBER 5 (Ninth Weekend)

(Byes: Arizona, Carolina, N.Y. Jets, Philadelphia)

Cincinnati at Baltimore..... 1:00
 Green Bay at Buffalo..... 1:00
 Miami at Chicago..... 12:00
 Atlanta at Detroit..... 1:00
 Tennessee at Jacksonville..... 1:00
 Houston at N.Y. Giants..... 1:00
 Kansas City at St. Louis..... 12:00
 New Orleans at Tampa Bay..... 1:00
 Dallas at Washington..... 1:00
 Minnesota at San Francisco..... 1:05
 Denver at Pittsburgh..... 4:15

STAFF
PLAYERS
2006 SEASON
RECORDS
PLAYOFF
RECORDS
HISTORY
2007
SCHEDULE

Cleveland at San Diego	1:15
Indianapolis at New England	8:15

MONDAY, NOVEMBER 6

Oakland at Seattle	5:30
--------------------	------

SUNDAY, NOVEMBER 12 (Tenth Weekend)

Cleveland at Atlanta	1:00
San Diego at Cincinnati	1:00
San Francisco at Detroit	1:00
Buffalo at Indianapolis	1:00
Houston at Jacksonville	1:00
Kansas City at Miami	1:00
Green Bay at Minnesota	12:00
N.Y. Jets at New England	1:00
Chicago at N.Y. Giants	1:00
Washington at Philadelphia	1:00
New Orleans at Pittsburgh	1:00
Baltimore at Tennessee	12:00
Denver at Oakland	1:05
Dallas at Arizona	2:15
St. Louis at Seattle	1:15

MONDAY, NOVEMBER 13

Tampa Bay at Carolina	8:30
-----------------------	------

SUNDAY, NOVEMBER 19 (Eleventh Weekend)

Atlanta at Baltimore	1:00
St. Louis at Carolina	1:00
Pittsburgh at Cleveland	1:00
Indianapolis at Dallas	12:00
New England at Green Bay	12:00
Buffalo at Houston	12:00
Oakland at Kansas City	12:00
Minnesota at Miami	1:00
Cincinnati at New Orleans	12:00
Chicago at N.Y. Jets	1:00
Tennessee at Philadelphia	1:00
Washington at Tampa Bay	1:00
Detroit at Arizona	2:05
Seattle at San Francisco	1:05
San Diego at Denver	2:15

MONDAY, NOVEMBER 20

N.Y. Giants at Jacksonville	8:30
-----------------------------	------

THURSDAY, NOVEMBER 23 (Twelfth Weekend)

Miami at Detroit	12:30
Tampa Bay at Dallas	3:15
Denver at Kansas City	7:00

SUNDAY, NOVEMBER 26

New Orleans at Atlanta	1:00
Pittsburgh at Baltimore	1:00
Jacksonville at Buffalo	1:00
Cincinnati at Cleveland	1:00
Philadelphia at Indianapolis	1:00
Arizona at Minnesota	12:00
Chicago at New England	1:00
Houston at N.Y. Jets	1:00
San Francisco at St. Louis	12:00
Carolina at Washington	1:00
Oakland at San Diego	1:05

MONDAY, NOVEMBER 27

Green Bay at Seattle	5:30
----------------------	------

THURSDAY, NOVEMBER 30 (Thirteenth Weekend)

Baltimore at Cincinnati	8:00
-------------------------	------

SUNDAY, DECEMBER 3

San Diego at Buffalo	1:00
Minnesota at Chicago	12:00
Kansas City at Cleveland	1:00
N.Y. Jets at Green Bay	12:00
Jacksonville at Miami	1:00
Detroit at New England	1:00
San Francisco at New Orleans	12:00
Dallas at N.Y. Giants	1:00
Tampa Bay at Pittsburgh	1:00
Arizona at St. Louis	12:00
Indianapolis at Tennessee	12:00
Atlanta at Washington	1:00
Houston at Oakland	1:05
Seattle at Denver	2:15

MONDAY, DECEMBER 4

Carolina at Philadelphia	8:30
--------------------------	------

THURSDAY, DECEMBER 7 (Fourteenth Weekend)

Cleveland at Pittsburgh	8:00
-------------------------	------

SUNDAY, DECEMBER 10

N.Y. Giants at Carolina	1:00
Oakland at Cincinnati	1:00
New Orleans at Dallas	12:00
Minnesota at Detroit	1:00
Tennessee at Houston	12:00
Indianapolis at Jacksonville	1:00
Baltimore at Kansas City	12:00
New England at Miami	1:00
Buffalo at N.Y. Jets	1:00
Atlanta at Tampa Bay	1:00
Philadelphia at Washington	1:00
Seattle at Arizona	2:05
Green Bay at San Francisco	1:05
Denver at San Diego	1:15

MONDAY, DECEMBER 11

Chicago at St. Louis	7:30
----------------------	------

THURSDAY, DECEMBER 14 (Fifteenth Weekend)

San Francisco at Seattle	5:00
--------------------------	------

SATURDAY, DECEMBER 16

Dallas at Atlanta	8:00
-------------------	------

SUNDAY, DECEMBER 17

Cleveland at Baltimore	1:00
Miami at Buffalo	1:00
Pittsburgh at Carolina	1:00
Tampa Bay at Chicago	12:00
Detroit at Green Bay	12:00
N.Y. Jets at Minnesota	12:00
Houston at New England	1:00
Washington at New Orleans	12:00
Philadelphia at N.Y. Giants	1:00
Jacksonville at Tennessee	12:00
Denver at Arizona	2:05
Kansas City at San Diego	1:05
St. Louis at Oakland	1:15

MONDAY, DECEMBER 18

Cincinnati at Indianapolis	8:30
----------------------------	------

THURSDAY, DECEMBER 21 (Sixteenth Weekend)

Minnesota at Green Bay	7:00
------------------------	------

SATURDAY, DECEMBER 23

Kansas City at Oakland	5:00
------------------------	------

SUNDAY, DECEMBER 24

Carolina at Atlanta	1:00
Tennessee at Buffalo	1:00
Tampa Bay at Cleveland	1:00
Chicago at Detroit	1:00
Indianapolis at Houston	12:00
New England at Jacksonville	1:00
New Orleans at N.Y. Giants	1:00
Baltimore at Pittsburgh	1:00
Washington at St. Louis	12:00
Arizona at San Francisco	1:05
Cincinnati at Denver	2:15
San Diego at Seattle	1:15

MONDAY, DECEMBER 25

Philadelphia at Dallas	4:00
N.Y. Jets at Miami	8:30

SATURDAY, DECEMBER 30 (Seventeenth Weekend)

N.Y. Giants at Washington	8:00
---------------------------	------

SUNDAY, DECEMBER 31

Buffalo at Baltimore	1:00
Green Bay at Chicago	12:00
Pittsburgh at Cincinnati	1:00
Detroit at Dallas	12:00
Cleveland at Houston	12:00
Miami at Indianapolis	1:00
Jacksonville at Kansas City	12:00
St. Louis at Minnesota	12:00
Carolina at New Orleans	12:00
Oakland at N.Y. Jets	1:00
Atlanta at Philadelphia	1:00
Seattle at Tampa Bay	1:00
New England at Tennessee	12:00
San Francisco at Denver	2:15
Arizona at San Diego	1:15

Give Cowboys players your autograph for a change.

OFFICIAL BANK OF THE DALLAS COWBOYS



ROBERT W. ANDREWS
123 YOUR STREET
ANYWHERE, U.S.A. 12345

101

00-00/000

Date _____

PAY
to the order of _____

\$

Dollars

Security features
are included.
Circle on back.

Bank of America



For _____

MP

⑆0000000000⑆ ⑆ 23 ⑆ 4 56 7 ⑆ 0 10 ⑆

Offered exclusively from your Dallas Cowboys and Bank of America.
To learn more, visit your Bank of America banking center
or www.bankofamerica.com.

Bank of America



Official Bank of the Dallas Cowboys



**GREAT
TASTE...
LESS
FILLING**



**OFFICIAL BEER CHOICE OF
THE DALLAS COWBOYS**

LIVE RESPONSIBLY *Miller*

©2007 MILLER BREWING CO., FT. WORTH, TX